



2011



2012

RAPTORS

MEDIA GUIDE

RAPTORS BASKETBALL. LIVING THE GAME.



2011-12 OFFICIAL SCHEDULE

HOME
 AWAY

TSN
 SPORTSNET

TSN 2
 SPORTSNET ONE

DECEMBER						
SUN	MON	TUE	WED	THU	FRI	SAT
				1	2	3
4	5	6	7	8	9	10
11	12	13	14	15	16	17
18	19	20	21	22	23	24
25	26 CLE ◆ 7:00	27	28 IND ◆ 6:00	29	30 DAL ▼ 8:30	31

JANUARY						
SUN	MON	TUE	WED	THU	FRI	SAT
1 ORL ● 6:00	2 NYK ● 7:30	3	4 CLE ◆ 7:00	5	6 NJN ▼ 7:00	7 PHI ● 8:00
8	9 MIN ● 7:00	10 WAS ▼ 7:00	11 SAC ◆ 7:00	12	13 IND ● 7:00	14 CHI ● 8:00
15	16 ATL ● 4:00	17	18 BOS 7:30	19	20 POR 7:00	21
22 LAC ● 3:30	23	24 PHO ▼ 9:00	25 UTA ● 9:00	26	27 DEN ● 9:00	28
29 NJN ● 6:00	30	31 ATL ● 7:00				

FEBRUARY						
SUN	MON	TUE	WED	THU	FRI	SAT
			1 BOS ● 7:30	2	3 WAS ● 7:00	4
5 MIA ▼ 1:00	6 WAS ▼ 7:00	7	8 MIL ◆ 7:00	9	10 BOS ▼ 7:00	11
12 LAL ▼ 1:00	13	14 NYK ▼ 7:00	15 SAN ● 7:00	16	17 CHA 7:00	18
19	20	21	22 DET ● 7:00	23	24	25
26	27	28 HOU ▼ 8:00	29 NOH ● 8:00			

MARCH						
SUN	MON	TUE	WED	THU	FRI	SAT
				1	2 MEM ● 7:00	3
4 GSW ● 6:00	5 ORL ● 7:00	6	7 HOU ◆ 7:00	8	9	10 DET ● 7:30
11 MIL ● 6:00	12	13 CLE ▼ 7:00	14 NJN ● 7:30	15	16 MEM ● 8:00	17 CHA 7:00
18	19	20 NYK ▼ 7:30	21 CHI ◆ 7:00	22	23 NYK ● 7:00	24 CHI ● 8:00
25	26 ORL ▼ 7:00	27	28 DEN 7:00	29	30 MIA 7:00	31

APRIL						
SUN	MON	TUE	WED	THU	FRI	SAT
1 WAS ▼ 6:00	2	3 CHA ▼ 7:00	4 PHI 7:00	5	6 CLE ▼ 7:30	7
8 OKC ▼ 7:00	9 IND ▼ 7:00	10	11 PHI ● 7:00	12	13 BOS 7:00	14
15 ATL ● 6:00	16 ATL ● 7:00	17	18 MIA ● 7:30	19	20	21
22 DET ● 6:00	23 MIL ● 8:00	24	25	26 NJN ● 8:00	27	28
29	30					

ALL START TIMES ARE EASTERN AND SUBJECT TO CHANGE.
VISIT RAPTORS.COM TO CONFIRM GAME TIMES.

OFFICIAL NEWSPAPER OF THE RAPTORS



RAPTORS BASKETBALL. LIVING THE GAME.

1	Table of Contents
2-5	Media Relations

MANAGEMENT

8	Team Directory
9	MLSE Directory
10	Board of Directors
11	Executive Leadership Team
12-13	Larry Tanenbaum
14-15	Bryan Colangelo
16	Wayne Embry
17	Ed Stefanski
18	Marc Eversley
19	Maurizio Gherardini
20	Jay Triano
21	Steve Fruitman / Jim Kelly / Alvin Williams
22	Bob Zuffelato / John Altitia
23	Basketball Operations Staff
24-25	Dwane Casey
26	Johnny Davis
27	Tom Sterner / Scott Roth
28	Micah Nori / Eric Hughes
29	Alex McKechnie / Scott McCullough
30	Ray Chow / Rory Mullin / Jon Lee
31	Dr. Paul Marks / Dr. Howard Petroff

PLAYERS

35	2011-12 Roster
36-39	Solomon Alabi
40-43	Leandro Barbosa
44-47	Andrea Bargnani
48-51	Jerryd Bayless
52-55	Rasual Butler
56-59	Jose Calderon
60-63	Anthony Carter
64-67	Ed Davis
68-71	DeMar DeRozan
72-75	Gary Forbes
76-79	Aaron Gray
80-83	Amir Johnson
84-87	James Johnson
88-91	Linas Klezja
92-97	Jamaal Magloire
98-99	Additional Players

SEASON REVIEW

102	2010-11 NBA Standings
103	2011 Playoffs / NBA Awards
104	NBA Leaders
105	NBA Rookie Leaders
106-107	Team-By-Team Statistics
108	NBA Ratio Leaders
109	Attendance
110	2010-11 Review
111	2010-11 Key Dates
112	2010-11 Raptors Statistics
113	Game-By-Game Results
114-115	Game-By-Game Statistics
116	Miscellaneous Statistics
117	Injury Report / Inactive Report
118	Game Leaders
119	Starting Lineups
120-121	Player Season Highs
122-124	Highs and Lows

FRANCHISE HISTORY

128-129	2009-10 Review
130-131	2008-09 Review
132-133	2007-08 Review
134-135	2006-07 Review
136-137	2005-06 Review
138-139	2004-05 Review
140-141	2003-04 Review
142-143	2002-03 Review
144-145	2001-02 Review
146-147	2000-01 Review
148-149	1999-00 Review
150-151	1998-99 Review
152-153	1997-98 Review
154-155	1996-97 Review
156-157	1995-96 Review
158-166	Key Dates In Franchise History
167-184	Former Raptors
185-193	All-Time Transactions
194	Opening Night History
195	All-Time Colleges / All-Time Jersey Numbers
196	All-Star History
197	Awards and Honours
198-199	Draft History
200-201	Preseason History
202	Coaching History

PLAYOFF HISTORY

206-207	2008 Playoff Summary
208-209	2007 Playoff Summary
210-211	2002 Playoff Summary
212-215	2001 Playoff Summary
216	2000 Playoff Summary
217	Playoff Records
218-220	Playoff Statistics

RECORDS

224-225	Individual Single-Game Records
226-227	Raptors Single-Game Team Records
228-229	Opponent Single-Game Team Records
230	Miscellaneous Single-Game Records
231	Overtime
232	Single-Season Leaders
233	Rookie Leaders
234-235	Raptors Career Leaders
236	Miscellaneous Career Records
237	Opponent Career Leaders
238	Year-By-Year Team Leaders
239	Year-By-Year Team Statistics
240-241	Year-By-Year Team Records
242	Attendance Summaries
243	Air Canada Centre Attendance
244	Attendance Highs and Lows

OPPONENTS

248	NBA Directory
249	NBA Key Dates
250-307	Opponent Capsules
308-311	NBA D-League

ODDS AND ENDS

314-315	Air Canada Centre
316	Maple Leaf Square
317	Raptors Entertainment
318-321	Community
322-324	Broadcasting Talent
326	Seating Chart
328	2011-12 Season Schedule

CREDITS

Editors:	Jim LaBumbard, Raven Yau, Phil Summers
Editorial Assistance:	Bob Greenberg, Elias Sports Bureau, Marnie van der Laan
Photography:	Ron Turenne, NBA Photos
Graphic Design:	Maple Leaf Sports & Entertainment

© 2011 Toronto Raptors

All NBA and team insignia depicted in this publication are the property of NBA Properties, Inc. and the respective teams of the NBA and may not be reproduced for commercial purposes without the prior written consent of NBA Properties, Inc.

The information contained in this publication was compiled by the Toronto and is provided as a courtesy to our fans and the press and may be used only for personal or editorial purposes. Any commercial use of this information is prohibited without the prior written consent of the Toronto Raptors.

RAPTORS MEDIA RELATIONS STAFF



Jim LaBumbard
Director,
Media Relations



Roven Yau
Manager,
Media Relations



Phil Summers
Coordinator,
Media Relations

On behalf of the entire organization, the Toronto Raptors media relations department welcomes you to the 2011-12 season. The Raptors media relations staff looks forward to serving you throughout the season, and we welcome your input as we strive to be of assistance to you. It is part of our championship vision as a media relations department to be accessible and accountable to your needs and to make your experience with us as easy and pleasant as possible.

In an effort to effectively service your requests, we have put together the following guidelines we hope will be of assistance.

RAPTORS MEDIA RELATIONS DEPARTMENT CONTACTS:

Jim LaBumbard O: (416) 815-5423;
jlabumbard@torontoraptors.com
Roven Yau O: (416) 815-6130;
ryau@torontoraptors.com
Phil Summers O: (416) 815-6102;
psummers@torontoraptors.com
Communications Fax (416) 359-9213
Media Room (416) 815-5690

AIR CANADA CENTRE

Media Entrance: Gate 2½, northeast entrance on Bay Street
Media Centre: Event level, off the north corridor
Media Dining: Served in the Rogers Media Centre
Media Seating: North side of the court, between the team benches, and in the Foster Hewitt Gondola
Raptors Locker Room: Event level, northwest corner
Visitors Locker Room: Event level, north corridor
Adidas Practice Court: Upper concourse level (300 level), north west corner

EXECUTIVE OFFICES

The Toronto Raptors executive offices are located on the 15th floor of the Air Canada Centre office tower at 50 Bay Street. All visitors must enter the Air Canada Centre office tower and report to the concierge's desk on the 5th floor.

TO AIR CANADA CENTRE

(From Pearson International Airport)
Take Highway 427 South to Gardiner Expressway (Toronto).
Exit at York Avenue North. North on York one block to arena.

MEDIA PARKING

There are no parking privileges for media at Air Canada Centre. There are, however, numerous pay lots in the area.

MEDIA ENTRANCE

Accredited media and those receiving individual game credentials should use the Media Entrance (northeast entrance on Bay Street between Gates 2 and 3) for games. Access will commence two hours prior to game time. Individual game credentials can be picked up at the desk located at the bottom of the Media Entrance.

CREDENTIALS

Season credentials are limited to local newspapers, radio and television stations that regularly cover the Raptors. Individual game credential requests must come from an editor/director by e-mail or mail through the media relations office no later than 5 p.m. the day prior to a game, or by 5 p.m. Friday for all Saturday, Sunday and Monday games. **Credentials must be worn at all times, are non-transferable and do not guarantee a seat.**

Media members wishing to cover the team on the road should contact Jim LaBumbard at least three days prior to the game. Travelling media must make credential arrangements through the Raptors media relations department and not through the host team media department.



PHOTO/VIDEO

Limited space is available on each baseline for both still and television photographers. There are no photo positions along the sidelines, and photographers may not shoot within 15 feet of the team bench areas. Flash photography is strictly prohibited. Photographers must be seated on the floor and may not kneel when shooting from the baselines.

In accordance with NBA rules, rubber lens shades are required for all still photographers, broadcasters, news and entertainment video and film crews who are authorized to shoot NBA game action. Rubber lens covers are available by contacting:

Robert's Distrubers, Inc.
255 South Meridian Street
Indianapolis, IN 46225
(317) 636-5524
(800) 726-5544
Fax: (317) 636-5793

Individual game credential requests must come from a photo editor by e-mail or mail through the media relations office no later than 5 p.m. the day prior to a game, or by 5 p.m. Friday for all Saturday, Sunday and Monday games. Photographers must be on assignment from a specific publication -- no freelance photography is allowed.

EQUIPMENT

Photographers located on the baseline will be permitted only one standard size "Domke" bag, which must be placed behind the photographer during the game. All other equipment (including all cameras and lenses) must be stored off-court or kept on the photographer's person at all times. Each photographer will be permitted to use one monopod -- but no tripods -- at courtside. No stand-alone remotes or seats other than "lawn-type" photographer seats will be permitted.

STROBE POLICY

Photographers wishing to use strobe lighting may contact a member of the Raptors media relations staff to arrange payment method. Strobe lighting is on a first-come, first-served basis, at the discretion of the Raptors media relations staff.

INTERNATIONAL MEDIA POLICY

Media representing an organization with affiliations located outside Canada or the United States must contact NBA International at (212) 407-8000 to arrange credentials. Please do not contact the Raptors media relations department. Additional information on international media policies can be obtained from the NBA League Office.

MEDIA SEATING

All media seats are reserved and marked with place cards for each individual media outlet. Individuals are required to sit in their pre-assigned seats. Seating charts are posted in the media work room.

LOCKER ROOMS

Pregame: In accordance with NBA rules, home and visiting locker rooms are open 90 minutes prior to game time and close 45 minutes before the start of the game.

Postgame: In accordance with NBA rules, both locker rooms will be open 10 minutes after the conclusion of the game.

Notes: Cell phone usage in the locker by members of the media room is prohibited. Still photographers not employed by the Raptors will not be permitted in any locker room. No autographs are to be asked of any team personnel during media access periods. It is NBA policy to allow all accredited media members access to the locker rooms.

PREGAME COACHES INTERVIEWS

Raptors coach Dwane Casey will conduct his pregame media availability 75 minutes prior to game time in Multi-Purpose B across from the Raptors locker room. Please check with the opposing team PR contact regarding his/her coach's availability.

POSTGAME COACHES INTERVIEWS

Raptors coach Dwane Casey will conduct his postgame media session in Multi-Purpose Room B across from the Raptors locker room. The opposing coach will meet the media outside the visiting locker room located on the event level, north corridor between the Raptors locker room and the Rogers Media Centre.

LIVE SHOTS

Television stations desiring live shots must first receive permission from the Raptors media relations staff. Live shots are to be staged courtside along either baseline and must be concluded no later than 30 minutes prior to game time.

GAME SERVICES

Rogers Media Centre: The media work room at Air Canada Centre is accessible only with a valid credential. The centre is open at least two hours prior to game time, throughout the game and after the game. In order to provide the proper work environment, friends, relatives or guests of the media will not be permitted access to the Rogers Media Centre.

Pregame meals for working media will be served in the Rogers Media Centre from two hours prior to the game up to tip-off. The charge is \$12 (Cdn) and \$10 (U.S.).

The media work room is equipped with electrical outlets and several telephones (available on a shared basis) from which collect or credit card calls may be placed.

Telephones: Telephones are placed at the media seats courtside and in the Rogers Media Centre for your convenience on a shared basis. Media members desiring their own phone can contact the Raptors Media Relations Department for assistance.

Injury reports: Reports on players who are injured during a game will be distributed by the Raptors media relations staff. The locker rooms are closed during games, and players who are injured and who do not return to the court may not be interviewed until 10 minutes after the conclusion of the game. Any interviews with team physicians or the training staff must be cleared through the media relations department.

MEDIA RELATIONS

PRACTICE POLICIES

Media members must enter Air Canada Centre through Gate 2 located at 40 Bay Street, and report to the security personnel on duty before proceeding to the Adidas Practice Court for practice or the main floor for shootaround.

Practices and shootarounds are always subject to last-minute change and/or cancellation. Members of the media are strongly encouraged to check the Raptors' media information line for up-to-date information (416-815-6111).

Practice: The Raptors practice in the Adidas Practice Court training facility on the third level at Air Canada Centre. For media access periods, members of the media are required to remain along the west baseline. All visitors to the practice court are requested to wear rubber-soled shoes. For the 2011-12 season, the final 30 minutes of practices will be open to the media. Players and coaches will be available for interviews after practice. Media members may conduct interviews on the court or outside of the training facility.

Shootarounds: The Raptors will use the main floor for morning day-of-game shootarounds. All team day-of-game shootarounds are closed to the media. Players will be available at the conclusion of each shootaround.

RAPTORS ON THE NET

Raptors.com (<http://raptors.nba.com>) offers members of the media and fans the most comprehensive Raptors information on the internet.

NBA MEDIA CENTRAL

The media is strongly encouraged to take advantage of the NBA's media central site. To register, log on to www.nba.com/mediacentral. The Media Central Web site on NBA.com is designed specifically for journalists covering the NBA. It is a password-protected site that contains information and resources that help the media cover the league. Membership to the site includes free access to Audio League Pass for live RealAudio action of every game and links to local newspapers in every NBA market. Additionally, in-depth sections on the "Business of the NBA" and "In the Community," box scores, team game notes, archives of press releases sorted by team and by date, NBA News archives, week-by-week team statistics, credential applications and biographies of referees and league executives are some of the elements within Media Central. The site is updated continuously to provide up-to-minute information on the NBA.

MISCELLANEOUS

The Raptors Media Relations Department is very interested in the well-being of media members covering the team. Do not be surprised if we ask, "How U?".

RAPTORS STATISTICS CREW



VITO ANDRISANI



SEAN FORREST



BRIGG HARVEY



SARAH RICHARD



PAUL LAW



PHIL LAWN



ROB LYONS



CHAD MAARTENSE



STEVE MANCHUR



CHERYL MCDONALD



ALEX NANOS



NANCY NANOS



MICHELE O'KEEFE



ROGER RIVAS



KARL TOULOUSE














DAWNA TOWNSEND



WENDY TUCKER



STEVE WALKER







2011



2012

RAPTORS

MANAGEMENT

TEAM DIRECTORY

TORONTO RAPTORS BASKETBALL CLUB

50 Bay Street, Suite 500 - Toronto, Ontario, M5J 2L2

Phone: (416) 815-5600 Fax: (416) 359-9205

Web site: www.raptors.com Arena Web site: www.theaircanadacentre.com

BOARD OF DIRECTORS

Lawrence M. Tanenbaum (Chairman of the Board), Robert G. Bertram, Glen Silvestri, Jane Rowe, Ashvin Malkani, Dale H. Lastman

MAPLE LEAFS SPORTS & ENTERTAINMENT

Chairman of the Board & NBA Governor
Executive Vice-President, Chief Operating Officer
Executive Vice-President, Chief Financial Officer & Business Development
Executive Vice-President Venues & Entertainment
Executive Vice-President, General Counsel & Corporate Secretary
Senior Vice-President, People
Senior Vice-President, Broadcast & Content
Senior Vice-President, Finance
Senior Vice-President, Business Partnerships
Senior Vice-President, Ticket Sales & Service
Vice-President, Live Entertainment
President & General Manager, Toronto Maple Leafs

Lawrence M. Tanenbaum
Tom Anselmi
Ian Clarke
Bob Hunter
Robin Brudner
Mardi Walker
Chris Hebb
Kevin Nonomura
Dave Hopkinson
Beth Robertson
Patti-Anne Tarlton
Brian Burke

RAPTORS MANAGEMENT

President & General Manager, Alternate NBA Governor
Senior Basketball Advisor
Executive Vice-President, Basketball Operations
Vice-President, College Scouting
Vice-President, International Scouting
Vice-President, Pro Scouting
Senior Director, Basketball Administration
Director, Player Development
Scout
Scout
Scout
Head Coach
Assistant Coach
Assistant Coach
Assistant Coach
Assistant Coach
Assistant Coach/Basketball Development
Shooting Coach
Director of Sports Science
Head Athletic Trainer
Strength and Conditioning Coach
Assistant Trainer/Athletic Therapist
Assistant Trainer/Massage Therapist
Team Medical Director/Orthopaedic Surgeon
Assistant Team Medical Director
Equipment Manager and Travel Coordinator
Assistant Equipment Manager
Manager, Team Security
Manager, Team Services
Manager, Basketball Administration
Video Coordinator
Assistant Video Coordinator
Basketball Operations Coordinator
Director, Media Relations
Manager, Media Relations
Coordinator, Media Relations

Bryan Colangelo
Wayne Embry
Ed Stefanski
Marc Eversley
Maurizio Gherardini
Jay Triano
Steve Fruitman
Jama Mahlalela
Bob Zuffelato
Jim Kelly
Alvin Williams
Dwane Casey
Johnny Davis
Tom Sterner
Micah Nori
Scott Roth
Eric Hughes
John Townsend
Alex McKeachie
Scott McCullough
Jon Lee
Rory Mullin
Ray Chow
Dr. Paul Marks
Dr. Howard Petroff
Kevin DiPietro
Paul Elliott
John Altitia
Doreen Doyle
Graeme McIntosh
Jon Goodwillie
David Gale
Courtney Charles
Jim LaBumbard
Roven Yau
Phil Summers

COMMUNITY & SPORTS PARTNERSHIPS

Director, Community & Sports Partnerships
 Coordinator, Sports Partnerships
 Coordinator, Sports Partnerships
 Coordinator, Community & Player Programming
 Coordinator, Community & Player Programming
 Coordinator, Hockey Development
 Coordinator, Basketball Development

MLSE TEAM UP FOUNDATION

Executive Director
 Manager, Community Investments & Communications
 Manager, Fundraising
 Interim Manager, Fundraising
 Specialist, 50/50 Programs
 Coordinator, Communications & Charitable Partnerships
 Coordinator, Community Investment
 Coordinator, Fundraising
 Coordinator, Fundraising
 Assistant, Development

AIR CANADA CENTRE

Senior Director, Culinary, Executive Chef
 Senior Director, Corporate Partners
 Senior Director, Executive Suite Services
 Senior Director, Marketing
 Senior Director, Accounting
 Senior, Director, Ticket Services
 Senior Director and Associate General Counsel
 Senior Director, Ticket Sales
 Senior Director, Information Technology
 Senior Director, Broadcast Finance
 Director, Project Development
 Director, Media Sales
 Director, Fan Experience
 Director, Food and Beverage/Retail Finance
 Director, Retail & Merchandise Operations
 Director, Security Services
 Director, Quick Service
 Account Director, Marketing
 Director, Labour Relations
 Account Director, Marketing
 Director, Payroll
 Director, Building Operations & Team-Up Green
 Director, Restaurants & Catering, Air Canada Centre
 Director, Executive Suite Sales
 Director, Accounting
 Director, Venue Programming & Live Event Management
 Director, Live Production and Venue Technology
 Director, Marketing CRM & Research
 Director, Corporate Sales
 Account Director, Marketing
 Manager, Game Operations & Special Events
 Coordinator, Raptors Mascot
 Coordinator, Dance Pak
 Senior Technical Producer
 Senior Audio Engineer
 Director, Corporate Communications
 Manager, Corporate Communications
 Communications Executive Assistant
 Team Photographer

David De Freitas
 Melanie Gerin-Lajoie
 Rebecca Davies
 Jason Schwabe,
 Kristina Flynn
 Greg Schell
 Victor Mansure

Michael Bartlett
 Tanya Mruck
 Jillian Svensson
 James King
 Shelle Thomas
 Alicia Erz
 Bridgette Estrela
 Eleanor McDonald
 Jessica Lee
 Kayla Foster

Robert Bartley
 Jeff Deline
 Kristy Fletcher
 Shannon Hosford
 Bobby Karabatsos
 Tom McDonald
 Peter Miller
 Tom Pistore
 Sasha Puric
 Wayne Zronik
 Dan Arts
 Anthony Attard
 Vince Bozzo
 Aldrick Britto
 Jeff Budway
 Michael Burns
 Doug Collier
 Amanda Dwyer
 Les Fisher
 David Freeman
 Randi Jakobsen
 Bryan Leslie
 Rik Ocvirk
 Lloyd Oliver
 Joe Piruzza
 Tricia Silliphant
 Jim Steele
 Neda Tabatabaie
 Jordan Vader
 Caroline Wright
 Anton Wright
 Ryan Bonne
 Amberley Waddell
 David August
 Courtney Ross
 Rajani Kamath
 Jamie Deans
 Laura Leite
 Ron Turenne

BROADCAST & NBA TV CANADA INFORMATION

Senior Vice-President, Broadcast & Content
 Senior Director, Content
 Executive Producer & GM, Broadcast & Networks
 Senior Producer, Networks
 Director, Business Development
 Director, Networks Development & Operations
 Manager, Network Production & Programming
 Producer, Raptors Broadcast
 Associate Producer, Broadcast
 Supervising Producer, Networks
 Producer, Networks
 Associate Producer, Networks
 Associate Producer, Networks
 Executive Assistant
 Supervisor, Broadcast Resources
 Television Talent
 Television Talent
 Television Talent
 Television Talent
 Television Talent
 Radio
 Radio

Chris Hebb
 Liana Bristol
 Frank Hayward
 Mark Askin
 Aaron Lafontaine
 Dale Taylor
 Peter Papulkas
 Dan Gladman
 Chris Phillips
 Jamie Arnold
 Scott Wallace
 Jeff Landicho
 Dave Leiter
 Pina Dell'Anno
 Tanya Dalla-Nora
 Matt Devlin
 Jack Armstrong
 Leo Rautins
 Sherman Hamilton
 David Amber
 Akil Augustine
 Paul Jones
 Eric Smith

DIGITAL CONTENT

Community Manager
 Host
 Manager, Content & Engagement
 Manager, Video Production
 Senior Writer
 Manager, Digital Production
 Creative Producer
 Director, Digital

Jason Satur
 Akil Augustine
 Jonathan Sinden
 Mike Brock
 Mike Ulmer
 Mike Ball
 JP Lopez
 John McCauley

BOARD OF DIRECTORS



LAWRENCE M. TANENBAUM
Chairman of the Board
NBA Governor



ROBERT G. BERTRAM



JANE ROWE



GLEN SILVESTRI
Alternate
NBA Governor



ASHVIN MALKANI



DALE H. LASTMAN
Alternate
NBA Governor

EXECUTIVE LEADERSHIP TEAM



Tom Anselmi
Executive Vice-President
& Chief Operating Officer



Robin Brudner
Executive Vice-President
General Counsel &
Corporate Secretary



Brian Burke
President, General
Manager & Alternate
NHL Governor



Ian Clarke
Executive Vice-President
& Chief Financial Officer,
Business Development



Bryan Colangelo
President &
General Manager
Toronto Raptors



Chris Hebb
Senior Vice-President
Broadcast & Content



Dave Hopkinson
Senior Vice-President
Business Partnerships



Bob Hunter
Executive Vice-President
Venues & Entertainment



Kevin Nonomura
Senior Vice-President
Finance



Beth Robertson
Senior Vice-President
Ticket Sales & Service




Patti-Anne Tarlton
Vice-President &
General Manager,
Live Entertainment



Mardi Walker
Senior Vice-President
People





LARRY TANENBAUM

CHAIRMAN OF THE BOARD, MAPLE LEAF SPORTS & ENTERTAINMENT
NBA GOVERNOR

Larry Tanenbaum was appointed Chairman of Maple Leaf Sports & Entertainment in July 2003. He also serves as a Governor of the NBA for the Toronto Raptors, of the NHL for the Toronto Maple Leafs and of Major League Soccer for Toronto FC. Toronto FC is the latest addition to the MLSE sports family, and began play in spring 2007 at the new 21,000 seat BMO Field located on the Exhibition grounds.

Mr. Tanenbaum was the primary force in bringing an NBA franchise to Toronto. In the early 1990's, Tanenbaum attempted to move established NBA clubs to Toronto and then, as head of the Palestra Group, he initiated the expansion process that opened the eyes of the NBA to Canada. Although he was unsuccessful in being awarded the initial expansion franchise, Tanenbaum established himself in NBA circles and the city as a legitimate NBA home.

In 1996, Mr. Tanenbaum acquired an interest in the Toronto Maple Leafs of the National Hockey League and Maple Leaf Gardens, Limited (now Maple Leaf Sports & Entertainment). With MLG's purchase of the Raptors and Air Canada Centre in February 1998, Tanenbaum fulfilled his goal of NBA and NHL ownership in Toronto under the same group.

In 2000, Mr. Tanenbaum was appointed to the Planning Committee of the NBA Board of Governors, a group that charts the course of future direction for the league. In addition to that prestigious posting, he also serves on an NBA task force comprised of players and Board members to further the league's community outreach efforts. Mr. Tanenbaum also serves on the Advisory/Finance Committee - the senior most committee of the NBA Board of Governors which considers and makes recommendations to the Board concerning a wide range of financial and league business matters.

Mr. Tanenbaum is currently Chairman and Chief Executive Officer of Kilmer Van Nostrand Co. Limited (KVN), having served as President & CEO from 1968 to 2000. Under his direction, Kilmer developed into a multi-faceted construction operation with operating divisions and subsidiaries covering road building and paving, ready-mix concrete, aggregates, heavy construction, trucking and pipe manufacturing. Through December 2000, Kilmer's road building, paving and aggregates operations were conducted through Kilmer's wholly owned subsidiary, The Warren Paving & Materials Group Limited. Mr. Tanenbaum served as Chairman of Warren, which was Canada's largest asphalt paving company. Warren's activities also included major commercial aggregates operations, liquid asphalt trading and distribution and road maintenance. In December 2000, Warren was merged into Lafarge Corporation, North America's largest diversified supplier of construction materials. As a result of this merger, Kilmer became a significant shareholder in Lafarge NA, and Mr. Tanenbaum served on the Board and chaired its Finance Committee until the 2006 buyout by Lafarge SA. Kilmer today manages infrastructure investments through Kilmer Brownfield Equity Fund LP, Quickload CEF Inc. and Host Kilmer Service Centres Inc. (ONroute).

Kilmer also has significant investments in various sports-related entities, including Insight Sports Ltd, which is a leading sports media company involved in the creation, production and broadcasting, on all platforms, of sports and related lifestyle content. Insight Sports holds equity positions in several Canadian specialty television services including The NHL Network and Score Media and owns and/or operates the World Fishing Network (WFN) and Game TV. In 2003, through Plaza Gaming and Entertainment, Kilmer invested in the charitable gaming industry in Canada. Through its operations in Ontario and BC, Plaza's facilities raise over \$20 million per year for local municipal charities.

In addition, Mr. Tanenbaum serves as Chairman of Kilmer Capital Partners, a private equity investment fund, which provides equity capital to small to mid-market companies, and is dedicated to building leading companies in partnership with management. Kilmer Capital's portfolio includes Unisync Group Ltd., Algorithme Pharma Inc., Coalision and Tribal Sportswear.

Mr. Tanenbaum served as National Revenue Chair of the Liberal Party of Canada during Prime Minister Paul Martin's term of office. He currently serves as a member of the Ontario Investment and Trade Advisory Council, and recently served as a member of the Toronto Prosperity Initiative. He has also served on the Independent Fiscal Review Panel of the City of Toronto and the Mayor's Economic Competitiveness Advisory Committee of the City of Toronto.

Mr. Tanenbaum's involvement in Community Associations includes the following: Vice-Chairman, Board of Directors, Mount Sinai Hospital - a tertiary care teaching hospital associated with the University of Toronto; Co-Chairman of the Samuel Lunenfeld Research Institute; Member, Board of Directors, Brain Canada; Member, University Council, Cornell University; Member, Honourary Board & Advisory Board, Baycrest Centre for Geriatric Care; Member, Dean's Advisory Council, Schulich School of Business, York University; Member, National Board of The Canadian Council of Christians & Jews; Member, Board of Directors, Miller Thomson Foundation; Founding Member, Canadian Council for Israel and Jewish Advocacy (CIJA), and Co-Chair, Tomorrow Campaign for UJA Federation.

In recognition of his contributions in the areas of business, philanthropy, and volunteerism, Mr. Tanenbaum was appointed an Officer of the Order of Canada on October 25, 2007. The Order of Canada is the centrepiece of Canada's honors system and represents its highest civilian award.

Mr. Tanenbaum has a Bachelor of Science degree in Economics from Cornell University (1968).





BRYAN COLANGELO PRESIDENT AND GENERAL MANAGER ALTERNATE NBA GOVERNOR

On February 28, 2006, the Toronto Raptors named Bryan Colangelo president and general manager. He joined the franchise following 15 years in the Phoenix Suns organization, where he served 11 seasons as the club's general manager including the last seven as team president.

Colangelo's arrival in Toronto was marked by a series of trades and free agent acquisitions that resulted in nine new players on the roster at the start of 2006-07 training camp. In his first full season at the helm of the Raptors, the team improved an NBA-best 20 wins over the 2005-06 season to tie a franchise high with 47 victories. Toronto went on to win the 2006-07 Atlantic Division championship, securing third seed and home court in its return to the playoffs after missing the postseason the previous five seasons.

For his efforts in leading the Raptors' dramatic change of fortune, Colangelo was named 2006-07 Sporting News NBA Executive of the Year. It was his second such honour, having received the award in 2005 after guiding the Suns to the third-greatest turnaround in NBA history en route to winning the Pacific Division Championship. He is one of only three executives to win the award with two different franchises (Bob Bass, Jerry West).

During Colangelo's career as a general manager, his teams have appeared in the NBA Playoffs 11 of 16 seasons, captured four division championships and posted an overall record of 665-612 (.521).

Prior to his move to Toronto, the former Suns executive was part of a new ownership group that purchased the franchise June 30, 2004. He also previously held the positions of scout, assistant director of player personnel, and vice president/assistant general manager with the Suns, where he was directly involved in all aspects of player personnel, including evaluation, draft selection and transactions. He also served as tournament director of the NIKE Desert Classic, an annual college All-Star basketball tournament held in Phoenix, from 1993 through 2001.

In addition to his responsibilities with the Suns, Colangelo served as president of Phoenix Arena Sports (PAS), the owning entity of the Arizona Rattlers (Arena Football League) and the operating entity of the Phoenix Mercury (WNBA) from June 1991 through June 2002. Highlights of his involvement with PAS include the 1994 and 1997 Rattler World Championships, setting the league attendance mark with the Phoenix Mercury in the WNBA's inaugural season, and his selection as the AFL's 1993 Executive of the Year. The Rattlers also won the AFL Commissioner's Award as the top franchise on and off the field for an unprecedented five straight years from 1996 to 2000.

Colangelo's accomplishments and influence in sports and business were recognized nationally when he was named to the "40 Under 40" most influential group by Street and Smith's *Sports Business Journal* in 2000.

In May 2005, Colangelo was named to the USA Basketball Men's Senior National Program Advisory Panel charged with selecting teams for the 2006 FIBA World Championship (Saitama, Japan), 2007 FIBA Americas Olympic Qualifying Tournament (Las Vegas, USA) and the 2008 Olympics (Beijing, China). Colangelo currently serves on the NBA's Competition Steering Committee and he was also named to Canada Basketball's Board of Directors in June of 2008.

Colangelo has been active with and supportive of many different charitable organizations and community partners including the Boy's and Girl's Club of Metropolitan Phoenix, the Phoenix Zoo, MLSE's Team Up Foundation, (formerly Raptors Foundation for Kids), the Art Gallery of Ontario, Save a Child's Heart Foundation, the Naismith Memorial Basketball Hall of Fame and the National Italian American Sports Hall of Fame, among others.

Colangelo was born June 1, 1965. He is a 1987 graduate of Cornell University with a Bachelor of Science degree in business management and applied economics.





WAYNE EMBRY SENIOR BASKETBALL ADVISOR

Wayne Embry embodies and lives by “P” words: preparation, perception, perseverance, persistence, pride and passion. Others will use another “P” word – pioneer – to describe a man who has made his mark during a long and storied basketball career.

Embry joined the Raptors on June 7, 2004 as senior basketball advisor. He took charge of the basketball operations area as Interim GM from January 26, 2006 – February 28, 2006. Over the course of that time, Embry engineered two trades (Aaron Williams to New Orleans/Oklahoma City and Jalen Rose to New York) to create significant salary cap space for his successor, Bryan Colangelo, to rebuild the roster in the offseason.

Embry has been affiliated with the NBA for more than 50 years as a player and front office executive. While Embry enjoyed a successful 11-year career as a player, he will be forever remembered in professional sports circles for being the first African American to be general manager and a president of an NBA club.

Embry became the first NBA African American general manager in 1972 when he was named to the post by the Milwaukee Bucks. He served in that capacity for eight years leading the Bucks to two seasons of 59 or more wins and four postseason appearances, including the 1974 Finals. Prior to joining the organization, he was instrumental in negotiations that brought former teammate and legendary guard Oscar Robertson to Milwaukee to join forces with Lew Alcindor, the first overall pick in the 1969 NBA Draft. In 1971, the Bucks captured the NBA title, becoming the fastest expansion team in sports history to accomplish that feat.

From 1985-92, Embry served as vice-president and general manager of the Cleveland Cavaliers. He moved to an executive vice-president position with the club from 1992-94, and in 1994 once again made history by becoming the first African American NBA team president and chief operating officer. Under his direction the Cavaliers won 40 or more games 10 times, 50 or more on three occasions and advanced to the Eastern Conference Final in 1992. Embry earned The Sporting News Executive of the Year honours in 1992 and 1998, as well as being named Sports Illustrated’s Executive of the Year in 1998.

The 6-foot-8, 240-pound Embry was known as “The Wall” during his playing days for his ability to set solid picks. He appeared in 831 regular season NBA games, averaging 12.5 points and 9.1 rebounds. He averaged double figures in points in eight of his 11 seasons. He participated in 56 postseason contests where he contributed an average of 10.1 points and 8.0 rebounds, including tallies of 16.3 points and 13.5 rebounds in the 1963 playoffs.

Embry began his NBA career in 1958 with the Cincinnati Royals, where he played eight seasons, including the final four as team captain. He earned first-team All-NBA honours for five consecutive seasons (1961-65). He joined the Boston Celtics for two campaigns (1966-68) and helped the Celtics capture the 1968 NBA championship with a 4-2 series triumph over the Los Angeles Lakers. He finished his playing career the following year as the first captain in Milwaukee Bucks history.

A native of Springfield, Ohio, Embry was a two-time honourable mention All-America selection at Miami (Ohio) University. He was the team’s leading scorer, team captain and MVP in 1957 and 1958, and is the fourth player in school history to have his jersey (No. 23) retired. He earned a bachelor of science degree in education and a minor in business administration from Miami.

Embry has been involved in a number of business ventures, including membership on the Federal Reserve Bank of Cleveland’s Board of Directors where he plays a large role in shaping monetary and economic policies. He was enshrined in the Basketball Hall of Fame in 1999, and has had his high school and collegiate uniform numbers retired. He also has a road named in his honour in Clark County, Ohio.

Embry is married to Terri, and is the father of three children: Debbie, Jill and Wayne Jr.



ED STEFANSKI

EXECUTIVE VICE-PRESIDENT OF BASKETBALL OPERATIONS

Ed Stefanski was named executive vice-president of basketball operations on October 27. Stefanski joined the Raptors from upper management positions with the Philadelphia 76ers and New Jersey Nets, where his teams qualified for the NBA playoffs in eight of the past nine seasons. In his position, Stefanski will report to Raptors President and General Manager Bryan Colangelo.

Stefanski, who has earned a reputation throughout the NBA as an excellent evaluator of talent, spent the past four seasons in a president and general manager role with Philadelphia. With the 76ers, Stefanski returned the franchise to playoff status via trades, the re-signing of key performers such as Andre Iguodala and Lou Williams, and the acquisition of athletic, younger players in the NBA Draft.

Despite having only mid-first round picks in three of his four drafts with the 76ers, Stefanski was able to add lottery-level talent to the team. After drafting Marreese Speights with the 16th pick in the 2008, Stefanski nabbed Jrue Holiday with 17th selection in 2009. Holiday started all 82 games for Philadelphia in 2010-11. Evan Turner, the consensus NCAA player of the year, was tabbed in 2010 and in 2011 the team added promising 20-year-old Nikola Vucevic with the 16th choice.

Prior to joining Philadelphia, Stefanski spent nine seasons with the Nets where he oversaw the team's basketball operations and was heavily involved in the club's roster development and player personnel matters. He was promoted to general manager of the club in the summer of 2004 following a one-year stint as the team's senior vice president of basketball operations and four seasons as the team's director of scouting.

Stefanski played a significant role in the drafting of Kenyon Martin as the first overall selection in the 2000 Draft, as well as the three-for-one draft night trade the following season, in which the Nets acquired Richard Jefferson, Jason Collins and Brandon Armstrong. Three of those players (Martin, Jefferson and Collins) were starters on the Nets' 2002-03 Eastern Conference championship team. Stefanski was instrumental in helping to build New Jersey's back-to-back Eastern Conference Championship teams in 2002 and 2003.

In 2004, Stefanski was also a major player in the blockbuster trade that saw five-time All-Star Vince Carter move from the Raptors to the Nets.

A 1976 graduate of the University of Pennsylvania (Wharton School of Business), Stefanski played three seasons for Penn, where he was coached by Hall-of-Famer Chuck Daley. Stefanski was a member of two Ivy League Champions (1974 and 1975), helping the Quakers reach the NCAA Tournament in both of those seasons.

While in college, Stefanski originated and secured the funding for the Philadelphia Housing Authority's Inner City Basketball League, which provided a structured basketball environment for hundreds of boys and girls who lived under the auspices of the Housing Authority. Stefanski was involved in all facets of the league, including scheduling, transportation, finances and game management. At the conclusion of his two-year involvement with the project, more than 500 boys and girls comprising of more than 20 teams had been the beneficiaries of Stefanski's vision. The Housing Authority cited his hard work with a special recognition award, commending his efforts and contributions to the children of Philadelphia.

In 1979, Stefanski began a 20-year run as a colour analyst for Big Five basketball and ESPN's Atlantic 10 basketball coverage.

Stefanski and his wife, Karen, have four children: Edward, Jr., Kevin, Matthew and David.



MARC EVERSLEY VICE-PRESIDENT, COLLEGE SCOUTING

The 2011-12 campaign is Marc Eversley's sixth in the Raptors organization. He is in his first season as vice-president, college scouting. In his role, Eversley will be on site scouting NCAA talent as well as contributing input into the Raptors' draft process.

Eversley had served the past season as assistant general manager, where he had a significant role in player personnel scouting and evaluation. Prior to that, he was assistant general manager, player development coordinating the off-court development of players and assisting in the management of the team's day-to-day operations.

In September, Eversley took part in the NBA's Basketball Without Borders in Johannesburg, South Africa, joining a list of current and former NBA and WNBA coaches and players, including Patrick Ewing, Alonzo Mourning and Dikembe Mutombo.

Eversley returned to his native Ontario after working for five years at Nike's world headquarters in Oregon as its NBA player relationship manager. It was there he became versed in managing athlete relationships, along with team and athlete brand management.

Eversley worked for six years with Nike Canada before heading to Oregon. He began in retail, managing Nike owned stores in Ontario and then moved to their corporate office overseeing Nike Canada's basketball assets, including high school, college, university and pro. He also managed marketing agreements with NBA Canada, the Vancouver Grizzlies and the Raptors.

Eversley attended high school in Brampton, Ontario, and Urbana University in Urbana, Ohio on a basketball scholarship.



MAURIZIO GHERARDINI VICE-PRESIDENT, INTERNATIONAL SCOUTING

Maurizio Gherardini is his fifth season with the Raptors, and his first in the role of vice-president, international scouting. Gherardini will be responsible for keeping tabs on prospects globally outside North America.

Since joining the Raptors in June 2006, Gherardini's knowledge and vast international experience have been instrumental in helping facilitate a multitude of transactions involving both domestic and international players.

Gherardini originally joined the Raptors as the club's vice president and assistant general manager. He became the first European to hold a senior management position with an NBA franchise. He also served as vice-president of basketball operations from July 2008 to October 2111.

Gherardini was the general manager of Italy's Benetton Treviso, where he established himself as one of the brightest minds and administrators in the history of European basketball. During his tenure, he built Benetton into one of the most recognizable basketball organizations outside the NBA.

In his 14 years with Benetton, his teams captured four League championships (1997, 2002, 2003 and 2006), seven Italian Cups (1993-95, 2000, 2003-05), three Italian Supercups (1997, 2001 and 2002), two Eurocups (1995 and 1999) and made four appearances in the Euroleague's Final Four (1993, 1998, 2002, and 2003).

Under Gherardini's guidance, Benetton became a training ground in Europe and a destination for NBA personnel to scout players. He organized basketball camps and clinics, including the first NBA coaches clinic in Europe. He also oversaw the Reebok Big Man camp and Reebok Eurocamp, where top European young players learned and competed, as well as the Treviso Summer League, which is the only event of its kind in Europe.

Gherardini's influence gained him positions on the FIBA Sports Commission (1998-2000) and the Euroleague Board (2001-06). He also oversaw four editions of the NBA's Basketball Without Borders in Treviso.

Gherardini has been honoured as the *La Gazzetta dello Sport* Executive of the Year (2001) and the *Legabasket* Executive of the Year (2006), and won the FIBA Oscar Basketball Award "Pietro Reverberi" (2003) and GIBA Players Association Oscar Award (2004).

Gherardini started his basketball career playing in the youth leagues in Forlì, Italy. He held the positions of assistant coach and director of youth teams for the Forlì club from 1975-82. In 1982, he was promoted to general manager of the Forlì entry that played in the top league (serie A). He remained in that capacity until 1992 when he joined Benetton.

In addition to his role with the Raptors, Gherardini has brought his experience and expertise in international competition to Canada Basketball where he serves as Managing Director of the Senior Men's National Team and member of the Council of Excellence.

Gherardini was born in Forlì, Italy on September 22, 1955. He attended McCluer High School in Florissant, Missouri, a suburb of St. Louis, as a foreign exchange student and graduated in 1973.

Gherardini and his wife, Luana, have two children: Michele and Valentina.



JAY TRIANO VICE-PRESIDENT, PRO SCOUTING

Jay Triano was named vice-president, pro scouting in December. In his new role, he will cover non-Raptors games serving as the team's on-site evaluator of NBA players. The 2011-12 season will mark his 10th in the organization.

Triano concluded his ninth season as a member of the Raptors' coaching staff and third as the team's head coach in 2010-11. He served as an assistant to three coaches before being named interim head coach. He became the first Canadian born and Canadian trained coach in the NBA when he joined Lenny Wilkens' staff for the 2002-03 season.

Triano took over the head coaching duties on an interim basis December 3, 2008 following the dismissal of Sam Mitchell. He led his 2009-10 team to a 40-42 mark, missing the eighth and final playoff spot by a single game. Injuries to key players after the all-star break sidelined the

Raptors' bid to return to the postseason. He posted an 87-142 mark (.380) as the team's head coach but his success came with the direct development of a young core of Raptors players that represent the team's future.

A native of Niagara Falls, Canada, Triano was the head coach of the Canadian Men's National Team from 1998-2004 posting a 52-42 (.553) record. He led Canada to a semifinal berth in the 2003 FIBA Americas Olympic Qualifying Tournament in Puerto Rico and a 5-2 record, second best to the United States, in the 2000 Olympics.

In August 2010, Triano was tabbed as an assistant coach on the U.S. Men's National Team. He helped coach the U.S. to a gold medal winning the FIBA World Championship over host country Turkey. Triano had also served as an assistant coach of the USA Basketball Select Teams that trained against the U.S. National Team in 2007 and 2008.

Triano was the head coach at his alma mater, Simon Fraser University in Burnaby, British Columbia, from 1988-95. In 1992-93, he also worked as an assistant coach on the Canadian Men's National Team and in 1993-94 he was the head coach of the Canadian Men's Junior National Team.

During his collegiate playing career at Simon Fraser, Triano led the Clansmen in scoring all four seasons and set 11 school records, including the career scoring mark of 2,616 points.

Following graduation, Triano played for the Canadian National Team for 11 years (1978-88) and was team captain from 1981-88. He represented Canada as a player on three Olympic teams (1980, 1984 and 1988), serving as captain for the last two.

Triano has served as a coach with Basketball Without Borders in Istanbul (2008), Senegal (2010), Slovenia (2011) and Australia (2011).



STEVE FRUITMAN SENIOR DIRECTOR, BASKETBALL ADMINISTRATION

Steve Fruitman was promoted to Senior Director of Basketball Administration on July 22, 2008. He joined the department in 2004 as its director of basketball operations following four years in the company as a controller in the finance department.

Fruitman's extensive knowledge of the NBA's Collective Bargaining Agreement, insurance programs and other related business complexities has made him invaluable to the organization.

Fruitman is a native of Toronto.



JIM KELLY SCOUT


Jim Kelly, in his 17th season with the team in 2011-12, will serve as a scout assigned to collegiate, NBA and NBA D-League contests. He has more than 30 years of scouting and coaching experience at the NBA, international and collegiate levels.

Kelly worked as the club's director of player personnel from 2001-2008 and senior director of player personnel from July 2008.

He joined the Raptors as a scout in 1994, focusing on international scouting activities, following a 10-year coaching career in the Philippines, Germany, England and Greece. He led TSV Bayer to the German championship in 1985 and the Solent Star of Southampton to their first English National Basketball League title in 1984. Kelly's previous NBA experience came as the European scout for the Milwaukee Bucks between 1988 and 1991.

Prior to his work in Europe, Kelly had collegiate coaching stints at Marshall, American International, Middlesex C.C. and Central Connecticut State. Kelly holds a master's of science degree from Central Connecticut State where he captained the basketball team in his senior year.

Kelly and his wife, Lucy, have one son, Kris.




ALVIN WILLIAMS SCOUT

Alvin Williams will serve as one of three scouts charged with covering college, NBA and NBA D-League contests.

Williams had spent last season as the club's director of player development where he was responsible for off-court development for the team including planning and coordinating of life skills training and overall player relationship management. Williams was originally hired as an assistant coach/basketball development on July 1, 2009, making his first foray into coaching since he ended his NBA playing career in 2007.

One of the most beloved Raptors of all time, the Villanova University product spent nine seasons with the organization from 1997-2006. Williams averaged 9.9 points and 4.3 assists in 417 regular season games and 12.5 points and 4.3 assists in 78 playoff appearances. He ranks among the Raptors' All-Time Leaders in 15 categories.

Williams served as an assistant coach for the Raptors' entry at the Las Vegas Summer League in 2009 and 2010.



BOB ZUFFELATO SCOUT

With close to 50 years of basketball experience at the NBA, collegiate and high school levels, Bob Zuffelato is an invaluable member of Raptors. From the time he joined the organization in September 1994 through the team's first season of play, Zuffelato served as the director of scouting where he managed the club's scouting network and was responsible for evaluating professional and collegiate talent. Heading into the club's second season, he became the director of player personnel and was promoted to director of basketball operations in 1998. He became the team's assistant general manager in 2001, remaining in that post for two seasons before returning to a scouting role to spend more time with his family. In addition to his front office duties, Zuffelato also served as an assistant coach with the Raptors on two occasions, from 1995-97, and then returned to the bench in the second half of the 1997-98 season to lend his experience.

In addition to his work with the Raptors, Zuffelato also served as an assistant coach with the Golden State Warriors (1983-86), Minnesota Timberwolves (1989-90) and Dallas Mavericks (1990-93). His previous front office experience was highlighted by a stint as director of player personnel for the Milwaukee Bucks from 1987-89.

Prior to making the jump to the NBA, Zuffelato was the head coach at Marshall University from 1979-83, elevating from an associate head coach position begun two years earlier. During his eight-year period at the helm of Boston College (1969-77), Zuffelato led the Eagles to the ECAC New England championship, the NCAA East Regional semifinals and a third-place finish in the NIT. His college coaching career began at Hofstra University and Central Connecticut State University.

Zuffelato's basketball achievements have been recognized with his induction into three halls of fame. On October 9, 2009, he was inducted into the New England Sports Hall of Fame. On May 11, 2001, he was inducted into the Central Connecticut State University Athletic Hall of Fame and on April 30, 2000 he received a similar honour going into the Torrington High School Athletic Hall of Fame in his hometown of Torrington, Connecticut.

Zuffelato and his wife, Donna, reside in Rhode Island. They have three sons, Scott, Glen and Greg and seven grandchildren.



JOHN ALTILIA MANAGER, TEAM SECURITY

John Altilia is in his second season as manager of team security. Altilia has more than 30 years of law enforcement experience as a Detective Constable with the Toronto Police Services. He has been involved in narcotics, homicide and organized crime investigations as an under-cover and plain-clothed officer. Altilia also served with the intelligence unit and as part of a joint task force with the Royal Canadian Mounted Police (RCMP) investigating both national and international cases.

Altilia has been part of the NBA's security team in Toronto for the past nine years, acting as the lead representative for the past five. In this role he oversaw the League compliance at Air Canada Centre and ensured the safety of players and officials. He has assisted with League security at All-Star Weekends in Dallas, Phoenix, New Orleans and Las Vegas.

Altilia is a native of Toronto and travels with the team on all road trips.

BASKETBALL OPERATIONS



Courtney Charles
Basketball Operations
Coordinator



Kevin DiPietro
Equipment Manager/
Travel Coordinator



Doreen Doyle
Manager,
Team Services



Paul Elliott
Assistant Equipment Manager/
Assistant Physical Therapist



David Gale
Assistant Video
Coordinator



Jon Goodwillie
Video Coordinator



Jama Mahlalela
Director,
Player Development



Graeme McIntosh
Manager,
Basketball Administration



John Townsend
Shooting Coach



DWANE CASEY HEAD COACH

Dwane Casey was named the eighth head coach in franchise history June 21, joining the organization just nine days after helping lead the Dallas Mavericks to the 2011 NBA Championship. Casey, 54, has served as a head coach, associate head coach and assistant coach in the NBA 16 of the past 17 years. He has coached in two NBA Finals (1996 and 2011) and two NBA All-Star Games (1996 and 1998).

Casey spent the past three seasons as an assistant with the Mavericks. Dallas posted a 162-84 (.659) mark during that span, winning 50 or more games in each of Casey's three seasons with the team. Casey was in charge of a defensive unit that held its opponents to 96.0 points per game (sixth in the NBA) and .450 per cent shooting from the field (eighth in the NBA) in the 2010-11 regular season. In the 2011 postseason, Casey's defense posted series victories over offensive powers the likes of Kobe Bryant, Kevin Durant, Russell Westbrook, LeBron James and

Dwyane Wade. Dallas held its playoff opponents to 92.5 points per game and .447 per cent shooting from the floor.

Having earned a reputation as a defensive specialist, twelve of Casey's teams have finished in the top half of the league in fewest average points allowed and 10 have been in the league's top 15 in lowest opponent field goal percentage.

Toronto is Casey's second stop as an NBA head coach. His first endeavor as a bench boss was with the Minnesota Timberwolves from 2005-07 where he posted a 53-69 mark (.434). He had the club in playoff contention with a 20-20 record when he was replaced January 25, 2007. His 2005-06 squad finished in the NBA's top 10 in fewest average points per game and lowest opponent field goal percentage.

In 2008, Casey traveled throughout Europe, attending Euroleague games and practices while studying various basketball concepts.

Casey began his NBA coaching career in 1994 as an assistant with the Seattle SuperSonics. He spent 11 seasons with the Sonics where he served under longtime NBA head coaches George Karl, Paul Westphal and Nate McMillan. He was promoted to associate head coach in November 2000. Nine of his teams in Seattle finished above .500 with five winning 50 or more games. The 1996 squad won the Western Conference Championship after finishing the regular season with a franchise record 64 victories.

In 14 seasons as an NBA assistant, Casey's teams have registered a 689-427 mark (.617) with eight campaigns of 50 or more wins. His teams have qualified for the playoffs in 11 of those 14 seasons.

Prior to joining the Sonics, Casey spent five years as a head coach in Japan. He also coached Japan's National Team with basketball legend Pete Newell. In the summer of 1998, Casey coached the team to its first World Championship appearance in 31 years.

From 1985-89, Casey was an assistant under legendary collegiate coach Eddie Sutton at the University of Kentucky. The Wildcats posted a 90-40 mark during that span. He also served as an assistant under Clem Haskins at Western Kentucky University from 1980-85.

Casey began his coaching career at Kentucky in 1979 as a graduate assistant under Joe B. Hall. While at UK, he recruited and coached eventual NBA players Winston Bennett, Sam Bowie, Rex Chapman, LeRon Ellis, Shawn Kemp, Chris Mills, Dirk Minnifield, Irving Thomas and Melvin Turpin.

Casey played collegiately at Kentucky and helped the Wildcats register a 30-2 record in his junior season and capture the 1978 NCAA Championship. A four-year letterman, Casey was named team captain his senior year and won Kentucky's all-academic award.

A native of Morganfield, Kentucky, Casey earned a degree in business administration from Kentucky in 1979. He and his wife, Brenda, have a daughter, Justine, and son, Zachary.





JOHNNY DAVIS ASSISTANT COACH

While the 2011-12 season marks Johnny Davis' first in the Raptors organization, overall it will be his 36th campaign in the NBA where he has been a player, assistant coach, front office executive and two-time head coach.

Last season was Davis' fourth with the Memphis Grizzlies and his 19th in an NBA assistant coaching capacity. In addition to Memphis, Davis has been an assistant coach with Atlanta, the Los Angeles Clippers, Portland, New Jersey, Orlando, Minnesota and Indiana. In 2005-06, he served on Raptors head coach Dwane Casey's staff with the Minnesota Timberwolves.

Davis was the head coach of the Philadelphia 76ers in 1996-97 and the Orlando Magic for parts of two seasons (2003-05) compiling a 73-146 mark (.333). He was honoured as Eastern Conference Coach of the Month in November 2005 while with the Magic. He also served two

games as the Grizzlies' interim head coach.

Davis also has experience on the administrative side of the NBA having spent three years in the front office of the Atlanta Hawks. His duties were director of community affairs, assistant to the president, and president of the Atlanta Hawks Foundation. During his tenure as president of the Atlanta Hawks Foundation, Davis was instrumental in the fundraising of more than \$500,000 which was distributed to Atlanta area homeless shelters.

The 22nd overall pick in the second round of the 1976 NBA Draft, Davis played with Portland, Indiana, Atlanta and Cleveland in his 10 seasons. He was a member of Portland's 1977 NBA Championship team. He played in 750 regular season games, averaging 12.9 points and 4.5 assists. He posted a career high 18.3 points per game in the 1978-79 season as a member of the Indiana Pacers. In 43 postseason outings, Davis contributed an average of 10.3 points and 3.7 assists.

Davis attended the University of Dayton from 1973-76 and was inducted into the school's Hall of Fame in 1993 as well as being voted onto the university's All-Century Team. He earned two gold medals as a member of the 1975 Pan-American Team and the 1975 Intercontinental Cup Team.

As a heavily recruited high school All-American basketball player from Detroit, Davis was voted as one of the Top 10 players of all time in the Detroit Public School league.

Davis has a bachelor's degree in community development from Georgia State University and a master's degree in sports psychology from Union Institute and University.

An avid golfer, Davis has recorded three hole-in-ones.

Davis and his wife, Lezli, have two sons: Reginald and Austin.



TOM STERNER ASSISTANT COACH

Tom Sterner was named to Dwane Casey's coaching staff in July. Sterner has been an NBA assistant coach for 13 seasons, working for Dallas, Orlando and Golden State. He served two seasons with Casey as an assistant coach on Rick Carlisle's staff in Dallas (2008-10). He spent last season as an advance scout with Philadelphia.

The majority of Sterner's tenure as an assistant coach was in Orlando where he was on the bench for 11 campaigns (1994-2002, 2005-07). He helped the Magic reach the playoffs five times and advance to the 1995 NBA Finals. He also served as an assistant coach for the Eastern Conference during the 1995 All-Star Game.

Sterner was the top assistant coach for Golden State from 2002-04. In 2002-03, he led the team's offense that ranked second in the league in scoring, averaging 102.4 points per game.

The following season he changed his focus to defense where the Warriors became the NBA's most improved defensive squad, allowing 9.6 fewer points per game than the previous season.

From 1994-2004, Sterner served as chairman of the NBA Technology and Scouting Committee and was instrumental in the development of the Coaches' Tools software currently used by NBA teams for scouting purposes. He has consulted with companies such as IBM, IDS, Avid Technologies and XOS Technologies.

Sterner served as assistant coach at Franklin & Marshall College in Lancaster, Pa. (1987-90). While at F&M, the Diplomats posted a 76-12 record, won three straight Middle Atlantic Coast Conference Championships, made three NCAA postseason tournament appearances and had the distinction of being the No. 1 Division III team in the nation as voted by the Associated Press.

Prior to F&M, Sterner spent six years as head coach at Lancaster (Pa.) Catholic High School, where his team participated in several district and state competitions.

Sterner earned his undergraduate degree in elementary education from Millersville (Pa.) State College and his master's degree in sports administration and computers from Temple University. He and his wife, Marcia, have two daughters, Malorie and Paige.



SCOTT ROTH ASSISTANT COACH

Scott Roth is in his second season with the Raptors after being named an assistant coach August 16, 2010. Roth brings an extensive knowledge of basketball's global landscape having served as a player, scout and coach overseas and in North America for 25 years.

Roth was an assistant coach with the Golden State Warriors in 2009-10. Prior to joining the Warriors' staff he was the head coach of the Bakersfield Jam of the NBA D-League in 2008-09 and guided the team to its first post-season appearance with a 26-24 record.

Roth has also worked as an assistant coach with the Dallas Mavericks (1996-2000) and Vancouver/Memphis Grizzlies (2000-02), and four seasons as scout and advisor for the Milwaukee Bucks.

In 2000, Roth was an assistant coach on the Turkish National Team that claimed a silver medal at the European Championships held in Istanbul. A year later he helped guide Turkey at the 2001 World Championships in Indianapolis. Roth was the head coach of the Dominican Republic National Team in 2007 and 2008, earning a silver medal at the CBC Caribbean Championships in Puerto Rico. He was also an assistant coach for the Canadian Senior Men's National Team during the summer of 2011.

Following a standout collegiate career at the University of Wisconsin, Roth was selected in the fourth round of the 1985 NBA Draft by the San Antonio Spurs. He opted to begin his professional playing career overseas with Efes Pilsen in Turkey. He returned to North America in 1987 and appeared in 160 NBA games with the Utah Jazz (1987-88), San Antonio Spurs (1988-89) and Minnesota Timberwolves (1989-90) before returning to Europe to finish his playing career.

Roth and his wife have, Lorie, have a daughter, Dene.



MICAH NORI ASSISTANT COACH

Micah Nori is in his third season as an assistant coach for the Raptors and his 15th overall with the organization. In addition to his duties as an assistant coach, Nori oversees the advance (opponent) scouting operations for the club. He was promoted July 1, 2009 after serving as the team's Director of NBA Scouting.

In his previous role as Director of NBA Scouting, Nori supervised the management of the video scouting/editing suite and acted as the interface with the coaching staff as it related to advance scouting.

Nori had served since 2000 as the team's advance scout where he was responsible for scouting all upcoming opponents and preparing reports for both the coaching staff and players on opponent's play schemes, offensive/defensive tendencies and player personnel. Prior to becoming the team's advance scout, he served as assistant to the coaching staff from 1998-2000.

Nori played baseball at Indiana University from 1993-97 where he was a four-year starter and captain of their 1997 Big Ten Championship team. He received his Master's Degree in Sports Organization in 1998 from Miami (OH) University.

Nori and his wife, Melissa, have a son, Dante, and a daughter, Mia.



ERIC HUGHES ASSISTANT COACH/BASKETBALL DEVELOPMENT

Eric Hughes was promoted to Assistant Coach/Basketball Development on July 1, 2009. He joined the Raptors in 2007-08 as a basketball development consultant. He came to the club from Goodwin Sports Management and Spokane Community College.

Hughes worked since 2002 as the director of summer player development for Goodwin Sports Management in Seattle, creating workout programs and training NBA players Jamal Crawford, Kevin Durant, Al Horford, Dwight Howard, Gary Payton, Nate Robinson and Rodney Stuckey. He had also been the head coach at Spokane Community College in Spokane, Washington during that time. He compiled an 88-61 (.590) mark in his five seasons, leading the Bigfoot's to the Eastern Region championship in 2005 and 2006. He was named Eastern Region Coach of the Year in 2005 and 2006.

Hughes also served as an assistant coach under current Atlanta Hawks assistant Bob Bender at the University of Washington from 1993-2002, as an assistant at the University of California from 1991-93, and as a graduate assistant at Illinois State from 1989-91.

Hughes served as the head coach for the Raptors' entry in the Las Vegas Summer League in 2008-10. His 2010 team finished 5-0 and led the league in scoring.



ALEX MCKECHNIE DIRECTOR OF SPORTS SCIENCE

Alex McKechnie joined the Raptors in July as their director of sports science. Regarded as an industry leader in core training and movement integration, he will oversee all athletic training, rehabilitation and strength and conditioning. McKechnie worked for eight seasons as the athletic performance coordinator of the Los Angeles Lakers.

McKechnie, a native of Glasgow, Scotland, came to Canada in 1974 to be the head physiotherapist to the Varsity Athletic Program at Simon Fraser University in Burnaby, British Columbia. During his time at Simon Fraser, McKechnie also served as the team physiotherapist for the Vancouver Whitecaps of the North American Soccer League (1974-82) and team physiotherapist for the 1976 Canadian Olympic Soccer Team.

McKechnie left Simon Fraser in 1977 to open his own private practice specializing in Orthopedics and Sports Medicine. Three years later, he began working on a consultant basis with the Vancouver Canucks (1980-2000).

In 2001, after two years of work and research, McKechnie was issued a United States patent on the Torsion Board which he subsequently licensed with Reebok to produce the Reebok Core Board, a device widely used in the NBA, NFL, NHL and gyms in North America. He also developed the Core X system which has been widely adopted in the NBA, NFL, NHL, Premier League and European soccer.

A member of the Chartered Society of Physiotherapists and Canadian Physiotherapy Association, McKechnie continues his individual consulting work spending his off-seasons in Vancouver developing functional movement screening and training for players in the NBA, NHL and NFL.



SCOTT MCCULLOUGH HEAD ATHLETIC TRAINER

Scott McCullough is in his sixth season with the Raptors as the team's head athletic trainer. He was named athletic trainer for the Eastern Conference squad at the 2011 NBA All-Star Game in Los Angeles.

McCullough returned to his native Ontario in 2006 after six seasons as the head athletic trainer with the Memphis/Vancouver Grizzlies. Prior to that, he served as the Grizzlies' assistant trainer since the team's inaugural season in 1995.

McCullough is a 1995 graduate of the Sports Injuries Management program at Sheridan College in Oakville, Ontario. He worked with the varsity football program at the University of Toronto, the Edmonton Sports Institute and Mount Sinai Hospital in Toronto.

A native of Renfrew, Ontario, he earned his Bachelor's Degree in Physical Education from the University of Toronto in 1992 and a Master's in Human Movement from A. T. Still University in 2010.

He and his wife, Lisa, reside in Oakville.



RAY CHOW

ASSISTANT TRAINER/MASSAGE THERAPIST

Ray Chow is one of the longest-serving members of the team's basketball operations department. He has been a member of the team's training staff for 16 seasons. In addition to his role as assistant trainer/massage therapist, Chow also assists with strength and conditioning and the nutrition of the players.

A native of Burma, Chow graduated from the University of Toronto with a Master's degree in molecular biology and from the Sutherland-Chan School of Massage Therapy. He currently assists the Canadian men's basketball team and previously worked with Canadian Olympic track and field and swimming athletes.



RORY MULLIN

ASSISTANT TRAINER/ATHLETIC THERAPIST

The 2011-12 campaign is Rory Mullin's seventh season with the Raptors organization. He assists Alex McKechnie and Scott McCullough with administering treatments and overseeing the physical health of the players.

Mullin is a Certified Athletic Therapist and Acupuncturist. He holds an undergraduate degree from York University and earned a Master of Science in Athletic Training from Indiana State University. He also received a diploma in Acupuncture and Traditional Chinese Medicine, has studied a wide variety of courses on corrective exercise and manual osteopathy, and is a nutrition and lifestyle coach.

A native of Toronto, Mullin consulted with the Toronto Maple Leafs for seven seasons before joining the Raptors.



JON LEE

STRENGTH AND CONDITIONING COACH

Jon Lee is in his third season with the Raptors and was promoted to strength and conditioning coach in December. He assists Alex McKechnie and Scott McCullough with the development and implementation of year-round training programs for the players, as well as assisting the training staff with maintaining the players' optimal health throughout the season.

Prior to joining the Raptors, Lee served as a fitness consultant, the strength and conditioning coach for Western Canada Basketball Academy, the strength and conditioning coach/team manager for the Canadian Men's National Basketball team and the interim strength and conditioning coach for the NBA's Vancouver Grizzlies.

A native of Richmond, British Columbia, Lee earned his Masters (Education) and undergraduate degrees (Physical Education and Education) from the University of British Columbia. He is also a certified strength and conditioning specialist by the National Strength and Conditioning Association.



DR. PAUL MARKS
TEAM MEDICAL DIRECTOR/ORTHOPAEDIC SURGEON

Dr. Paul Marks is team medical director and Orthopaedic Surgeon and has been associated with the Raptors medical staff since the club's inception in 1995. He is currently an associate professor of surgery at the University of Toronto with clinical practice at Sunnybrook Health Sciences Centre.

Dr. Marks has served on the research Committee of the American Orthopedic Society for sports medicine. He has published numerous peer reviewed scientific journal articles, and is currently researching clinical outcome measures as they relate to knee ligament injuries as well as factors that lead to progression of degenerative arthritis. His research is funded by the Canadian Institute of Health Research and the Canadian Arthritis Network.



DR. HOWARD PETROFF
ASSISTANT TEAM MEDICAL DIRECTOR

Dr. Howard Petroff finished in his seventh season as a member of the Raptors medical staff where he provides the team with primary care medical support. Dr. Petroff practices both Family Medicine and Emergency Medicine. He is affiliated with Mount Sinai Hospital and the Rouge Valley Health System.

Dr. Petroff currently serves as the Lead Physician for the West Durham Family Health Team. Dr. Petroff is also a staff physician in the Emergency Department at Mount Sinai Hospital. Previously Dr. Petroff served as the Chief of Family Practice at the Rouge Valley Health System, completing his term in 2007. Additionally, Dr. Petroff is a lecturer in the Department of Family and Community Medicine at the University of Toronto and regularly supervises medical trainees.



PLAYERS BIOS

2011



2012

RAPTORS





2011-12 TORONTO RAPTORS ROSTER

(as of December 24, 2011)

NO.	PLAYER	POS	HT	WT	BIRTHDATE	PRIOR TO NBA / COUNTRY	NBA EXP.
50	Solomon Alabi	C	7-1	252	03/21/1988	Florida State / Nigeria	1 year
20	Leandro Barbosa	G	6-3	175	11/28/1982	Bauru / Brazil	8 years
7	Andrea Bargnani	C-F	7-0	256	10/26/1985	Benetton Treviso / Italy	5 years
5	Jerryd Bayless	G	6-3	208	09/20/1988	Arizona / USA	4 years
9	Rasual Butler	F	6-7	215	05/23/1979	La Salle / USA	9 years
8	Jose Calderon	G	6-3	211	09/28/1981	Tau Ceramica / Spain	6 years
25	Anthony Carter	G	6-2	195	06/16/1975	Hawaii / USA	12 years
32	Ed Davis	F	6-10	232	06/05/1989	North Carolina / USA	1 year
10	DeMar DeRozan	G-F	6-7	220	08/07/1989	USC / USA	2 years
3	Gary Forbes	G-F	6-7	220	02/25/1985	Massachusetts / USA	1 year
34	Aaron Gray	C	7-0	270	12/07/1984	Pittsburgh / USA	4 years
15	Amir Johnson	F	6-9	210	05/01/1987	Westchester HS (Los Angeles) / USA	6 years
2	James Johnson	F	6-9	248	02/20/1987	Wake Forest / USA	2 years
11	Linas Kleiza	F	6-8	245	01/03/1985	Olympiakos / Lithuania	5 years
21	Jamaal Magloire	C	6-11	265	05/21/1978	Kentucky / Canada	11 years

HEAD COACH:

Dwane Casey (Kentucky)

ASSISTANT COACHES:

Johnny Davis (Georgia State)

Tom Sterner (Millersville State College)

Scott Roth (Wisconsin)

Micah Nori (Indiana)

Eric Hughes (Cal State-Hayward)

DIRECTOR OF SPORTS SCIENCE:

Alex McKechnie (Leeds School of Physiotherapy)

ATHLETIC TRAINER:

Scott McCullough (Toronto)

NUMERICAL ROSTER

NO.	NAME	NO.	NAME	NO.	NAME
2	James Johnson	9	Rasual Butler	21	Jamaal Magloire
3	Gary Forbes	10	DeMar DeRozan	25	Anthony Carter
5	Jerryd Bayless	11	Linas Kleiza	32	Ed Davis
7	Andrea Bargnani	15	Amir Johnson	34	Aaron Gray
8	Jose Calderon	20	Leandro Barbosa	50	Solomon Alabi

HOW THE TEAM WAS ASSEMBLED

DRAFT

2010 - Davis (1st round)

2009 - DeRozan (1st round)

2006 - Bargnani (1st round)

TRADE

2011 - J. Johnson (February 22)

2010 - Bayless (November 20)

2010 - Barbosa (July 14)

2010 - Alabi (June 24)

2009 - A. Johnson (August 18)

FREE AGENT

2011 - Forbes (December 14)

2011 - Carter (December 12)

2011 - Gray (December 11)

2011 - Butler (December 10)

2011 - Magloire (December 9)

2010 - Kleiza (July 26)

2005 - Calderon (August 3)



#50

SOLOMON
ALABI

POSITION: C HEIGHT: 7-1

WEIGHT: 252 BORN: MAR. 21,
1988

COLLEGE: FLORIDA STATE

NBA EXPERIENCE: 1

HOW ACQUIRED: Draft rights traded by Dallas (50th overall) in exchange for a 2013 conditional second-round pick and cash considerations June 24, 2010.

CAREER TRANSACTIONS: Second-round draft choice (50th overall) by Dallas in 2010; June 24, 2010: Draft rights traded by Dallas to Toronto in exchange for a 2013 conditional second-round pick and cash considerations.

CONTRACT STATUS: Signed through 2011-12 season, with a team option for the following season.

2010-11 SEASON: Totaled six points, 14 rebounds and 59 minutes in 12 outings ... Played a career-high 13 minutes and blocked two shots Apr. 13 vs. Miami ... Had two points and grabbed a career-high three rebounds Apr. 11 at Milwaukee ... Recalled from Erie on Apr. 3 ... Re-assigned to the Erie BayHawks on Mar. 9 ... Recorded a career-high two steals Jan. 29 at Minnesota ... Scored the first two points of his NBA career Jan. 21 at Orlando ... Recalled from Erie on Jan. 14 ... Re-assigned to the Erie BayHawks on Jan. 6 ... Grabbed two boards Jan. 5 at Cleveland ... Played six minutes and recorded his first career rebound Dec. 19 vs. the L.A. Lakers ... Recalled from Erie on Dec. 9 ... Assigned to the Erie BayHawks of the NBA D-League on Nov. 15 ... Played 0:18 seconds to end the first half in his NBA debut Nov. 13 at Miami ... Activated Nov. 10 vs. Charlotte ... Placed on the inactive list Oct. 27 vs. New York ... Participated with the Raptors' entry in the 2010 Las Vegas Summer League ... Finished third on the team averaging 5.0 rebounds in five games ... Shot a team-best .938 (15-for-16) from the free throw line and .565 (13-for-23) from the field ... Led the bench with 10 points and six rebounds vs. Houston ... **NBA D-League:** Averaged 7.2 points, 5.3 rebounds, 1.8 blocks and 18.5 minutes in 22 games (16 starts) for the Erie BayHawks ... Scored 15 points Mar. 22 at Fort Wayne ... Appeared in four games during his second stint with Erie, averaging 9.5 points, 6.5 rebounds and 20.8 minutes (Mar. 9 - Apr. 3) ... Posted his second double-double of the season with 20 points and 11 rebounds in 31 minutes Jan. 9 vs. Maine ... Averaged 8.6 points, 6.7 rebounds and 3.1 blocks in his first seven games (Nov. 19 - Dec. 7) ... Grabbed 11 rebounds with 12 points Dec. 7 at Utah ... Made his NBDL debut Nov. 19 vs. Springfield, recording a game-high seven blocks, along with 13 points and seven rebounds.

COLLEGE CAREER: Played three seasons at Florida State ... Ranks first all-time in school history averaging 2.1 blocks and 18th with a .534 field goal percentage in 77 career games ... Named to the All-ACC Defensive Team as a sophomore and red-shirt freshman ... Named to the All-ACC Freshman Team ... Helped lead the Seminoles to a pair of NCAA Tournament berths (2009 and 2010) and to the ACC Tournament Championship Game in 2009 ... Led the team in scoring (11.7), blocks (2.3) and free throw percentage (.794) while ranking second in rebounds (6.2) during 32 games as a sophomore (2009-10) ... Scored in double-figures 18 times, including a career-high 22 points in back-to-back games against Georgia State and Auburn ... Blocked a career-high seven shots against Boston College ... Led the team in rebounds (5.6), blocks (2.1) and field goal percentage (.540) and started all 35 games as a redshirt freshman (2008-09) ... Played in nine games as a freshman (2007-08) before ending his season early with a stress fracture in his leg.

HIGH SCHOOL CAREER: Played two seasons at Montverde Academy, located just outside of Orlando, Florida ... Averaged 17.5 points and 11.4 rebounds as senior and helped lead the team to a 30-0 record ... Also set a school record with 180 blocked shots and was named Class 2A First-Team All-State by the Orlando Sentinel during his senior year ... In his first season, led Montverde to an undefeated 30-0 record and a No. 4 national ranking in the final *USA Today* high school boy's basketball poll.

PERSONAL: A native of Kaduna, Nigeria ... Moved to the United States in 2005 ... Attended the same high school as Milwaukee's Luc Richard Mbah a Moute ... Starred for the Nigerian Junior National Team at the 2007 Nike All-American camp ... Helped Nigeria qualify for the 2007 FIBA Under-19 World Championships ... Played soccer before taking up basketball at age 15.

SOLOMON ALABI

CAREER HIGHS:

Points 2, Toronto at Milwaukee, 4/11/2011 (3 times)
 FGM 1, Toronto at Milwaukee, 4/11/2011 (3 times)
 FGA 4, Toronto at Minnesota, 1/29/2011 (twice)
 3PM 0
 3PA 0
 FTM 0
 FTA 2, Toronto at Orlando, 1/21/2011 (twice)

Off. Rebounds 2, Toronto at Orlando, 1/21/2011 (twice)
 Def. Rebounds 2, Toronto at Milwaukee, 4/11/2011 (twice)
 Total Rebounds 3, Toronto at Milwaukee, 4/11/2011
 Assists 1, Toronto at Orlando, 1/21/2011 (twice)
 Steals 2, Toronto at Minnesota, 1/29/2011
 Blocks 2, Toronto vs. Miami, 4/13/2011
 Minutes 13, Toronto vs. Miami, 4/13/2011

SOLOMON ALABI NBA STATISTICS

YEAR	TEAM	G	GS	MIN	FG	FGA	PCT	FT	FTA	PCT	OFF	DEF	REB	AST	ST	TO	BLK	PTS	AVG
10-11	Tor	12	0	59	3	15	.200	0	2	.000	7	7	14	2	2	3	2	6	0.5
Totals		12	0	59	3	15	.200	0	2	.000	7	7	14	2	2	3	2	6	0.5

Three-point field goals: 2010-11: 0-0; Totals: 0-0.

Personal fouls / Disqualifications: 2010-11: 5/0; Totals: 5/0.

SOLOMON ALABI NBADL STATISTICS

YEAR	TEAM	G	GS	MIN	FG	FGA	PCT	FT	FTA	PCT	OFF	DEF	REB	AST	ST	TO	BLK	PTS	AVG
10-11	Erie	22	16	407	62	120	.517	35	49	.714	36	81	117	8	11	26	40	159	7.2
Totals		22	16	407	62	120	.517	35	49	.714	36	81	117	8	11	26	40	159	7.2

Three-point field goals: 2010-11: 0-0; Totals: 0-0.


Personal fouls / Disqualifications: 2010-11: 72/0; Totals: 72/0.

FOLLOW SOLOMON ALABI



SCAN HERE
FOR UPDATED STATS





#20

LEANDRO
BARBOSA

POSITION: **G** HEIGHT: **6-3**

WEIGHT: **175** BORN: **NOV. 28, 1982**

COUNTRY: **BRAZIL**

NBA EXPERIENCE: **8**

HOW ACQUIRED: Traded by Phoenix with forward-centre Dwayne Jones for forward Hedo Turkoglu on July 14, 2010.

CAREER TRANSACTIONS: First-round draft choice (28th overall) by San Antonio in 2003; June 26, 2003; Draft rights traded by San Antonio to Phoenix for a future first-round pick; July 14, 2010; Traded by Phoenix with forward-centre Dwayne Jones to Toronto for forward Hedo Turkoglu.

CONTRACT STATUS: Signed through 2011-12 season.

2010-11 SEASON: Averaged 13.3 points, 2.1 assists and 24.1 minutes in 58 games ... Led the team in bench points on 36 occasions ... Paced the team in scoring six times and in assists three times ... Scored 20 or more points in 10 games ... Missed the last six games (Apr. 5-13) due to a sore right pinky finger ... Ranked second on the team in 3FGM (72) and third in scoring (13.3) ... Scored 14+ points off the bench in 11 of the last 12 games he played (Mar. 11 - Apr. 3) ... Activated Apr. 8 at Philadelphia but did not play ... Placed on the inactive list Apr. 5 at New York (sore right pinky finger) ... Averaged 14.5 points, 1.6 assists and shot .449 (75-for-167) from the field during 14 games in March ... Tied a team high with 19 points Mar. 25 at Golden State ... Scored 15+ points in five consecutive games (Mar. 11-20) ... Paced the team in scoring with a season-high 29 points Mar. 11 vs. Indiana ... Led the bench with 20 points Feb. 9 vs. San Antonio ... Activated Feb. 8 at Milwaukee and scored eight points ... Missed 12 consecutive games (Jan. 15 - Feb. 4) with a strained right hamstring ... Left with 3.2 seconds remaining in the second quarter Jan. 14 vs. Detroit with a strained right hamstring ... Scored a then season-high 26 points on 11-of-16 shooting from the field Jan. 12 vs. Atlanta ... Averaged 14.6 points, 2.6 assists and shot .471 (82-of-174) from the field during 15 games in December ... Scored 10+ points in 10 consecutive games (Dec. 10-31) off the bench ... Scored 17 points in a season-high 34 minutes Dec. 31 at Houston ... Connected on at least one three-pointer in 12 straight games (Dec. 1-22) ... Recorded 20+ points in three of four games (Dec. 10-15) ... Scored a team-high 21 points Dec. 15 vs. Chicago ... Recorded back-to-back 22-point games at Detroit (Dec. 11) and vs. Denver (Dec. 10) ... Distributed a season-high seven assists Dec. 11 against the Pistons ... Grabbed a season-high six rebounds Dec. 6 at Indiana ... Scored 22 points, making a season-high six free throws, Dec. 3 vs. Oklahoma City ... Returned to the lineup Nov. 21 vs. Boston after missing six games (strained left shoulder) and finished with 12 points and team-high five assists ... Left after the third quarter Nov. 8 vs. Golden State with a strained left shoulder ... Scored a team-high 17 points Nov. 5 at L.A. Lakers with 15 of his 17 points in the second quarter coming off the bench ... Scored 13 points during his Raptors debut Oct. 27 vs. New York.

PROFESSIONAL CAREER: Voted 2006-07 NBA Sixth Man of the Year ... One of the NBA's best reserves, over the last six seasons has averaged 14.4 points, 2.4 rebounds and 2.7 assists in 26.9 minutes, including .392 percent from three-point range, in 391 games (57 starts) ... Has averaged 12.7 points, 2.3 assists and 25.0 minutes in 524 regular season games in his eight-year NBA career ... Owns postseason averages of 10.2 points, 2.0 assists and 23.3 minutes in 64 appearances ... Played in Brazil from 1999-2003 ... In his second season with Bauria Tilibra in 2002-03, averaged 28.2 points, second to the legendary Oscar Schmidt; among the league leaders averaging 7.0 assists and 4.0 rebounds ... Named Brazilian League Rookie of the Year after averaging 15.8 points, 6.4 assists and 1.7 steals in his first full season for Bauria Tilibra in 2001-02 ... Averaged 16.2 points and 3.0 rebounds while shooting .529 from the field and .812 at the line in six games for Brazil in the 2010 FIBA World Championships ... Was the youngest player (19) to earn a roster spot on the Brazilian National Team that competed at the 2002 World Championships in Indianapolis ... Began his professional career in 1999-00 playing for Palmieras in the second division ... **2009-10:** Averaged 9.5 points, 1.6 rebounds and 1.5 assists in 17.9 minutes ... Saw action in a career-low 44 games ... Averaged 13.8 points in five starts ... Scored in double figures 18 times, including two 20-point efforts ... Suns scored 100 or more points in 40 of his 44 games, averaging 113.1 points with him and 106.9 points without ... Became just the third Sun in franchise history Mar. 28 to reach 700 three-pointers made in a Phoenix uniform (Nash, Majerle) ... Underwent surgery Jan. 26 to remove a cyst in his right wrist and missed 23 games ... Missed the first 12 games of December with a sprained left ankle after landing on a defender's foot while attempting a three-pointer Nov. 29 at Toronto ... Started the first two games of the season in place of Jason Richardson and averaged 20.5 points, including a season-high 24-point effort Oct. 30 vs. Golden State ... **2008-09:** Averaged 14.2 points, 2.6 rebounds, 2.3 assists and 24.4 minutes in 70 games ... Established new career highs in shooting percentage from both the field (.482) and the free-throw line (.881); ranked 10th in the NBA on the charity stripe ... Led the team in scoring 13 times, had 47 double-digit scoring efforts, including 19 20-point outings, two 30-point games and one 40-point night ... Averaged 17 points when playing 20 or more minutes vs. 7.2 points when seeing less than 20 minutes a night ... In his last 34 games of the year, averaged 16.4 points on 51 per cent shooting, including 12 20-point efforts during that stretch ... Made 66-of-154 (.429) three-point attempts in his last 45 games ... Scored a career-high 41 points on Feb. 20 vs. Oklahoma City, joining Michael Jordan (three times), Larry Bird, Julius Erving and Walt Frazier as the only players in NBA history to record at least 40 points, seven rebounds, seven assists and six steals in a single game ... Made a career-high 33-straight free throws from Jan. 25 - Feb. 22 a streak that started in the same game that his previous career-best streak of 30 consecutive free throws made came to an end ... **2007-08:** Averaged 15.6 points, 2.8 rebounds, 2.6 assists and 29.5 minutes in a career-best 82 games ... Scored more total points off the bench than any player in the NBA ... Had four 30-point efforts and 22 20-point games ... Ranked 12th in the NBA in 3FGM with 164 and averaged two three-pointers per game (16th in the NBA) ... In 12 starts, averaged 21.4 points, 3.5 rebounds, 3.1 assists, .540 FG and .487 3FG ... Talled a then career-best 39 points with a career-high eight made 3FGs Nov. 10 vs. Orlando ... **Playoffs:** Averaged 10.4 points, four boards and 1.8 assists in five postseason games ... Totaled 40 points in the final three games after scoring 12 combined in the first two games of the Opening Round vs. San Antonio ... **2006-07:** Named 2006-07 NBA Sixth Man of the Year on Apr. 23 ... Posted career highs in scoring (18.0), assists (4.0), rebounds (2.7), steals (1.20) and minutes played (32.7) in 80 games ... Ranked fifth in the NBA with a career-high 190 three-point field goal made and for the second consecutive season ranked among the league's top 10 in three-point field goal percentage (.434, T-7th) ... Scored 10-plus points 73 times, 20-plus points a career-high 33 times and 30-plus points 4 times ... Scored 17 consecutive points, one shy of a club record, in the first half at Sacramento on Mar. 25 ... Matched his personal best in scoring with 32 points Mar. 12 vs. Houston ... Had a then career high of 32 points with seven three-point field goals made vs. Charlotte on Mar. 7 ... Hit first career game-winner with a three-pointer with

LEANDRO BARBOSA

1.5 seconds left Jan. 2 at Chicago ... **Playoffs:** Scored 10-plus points nine times, 20-plus points three times ... Scored a playoff career-high 26 points in three games vs. the L.A. Lakers (Game 1 and 2 on April 22 and 24, 2007 and Game 7 May 6, 2006) ... Averaged 21.2 points in five first round games vs. the Lakers, including 16-of-42 (.381) shooting from behind the arc ... **2005-06:** Averaged 13.1 points, 2.6 rebounds and 2.8 assists with a team-high .444 three-point percentage in 57 games ... Made 11 starts ... Scored 10-plus points 41 times and 20-plus points nine times ... Had a season-high 28 points on 11-of-15 shooting at Toronto on Mar. 3 ... **Playoffs:** Averaged 14.2 points in a career-high 20 games ... Scored in double figures 14 times and had 20-plus points four times ... Led the Suns in scoring with a game-high 24 points (10-of-13 shooting) in Game 4 of the conference finals vs. Dallas on May 30 ... Scored all of the team's 25 bench points in Game 6 of the conference semifinals at Los Angeles Clippers on May 18, including a stretch where he scored 11 points in the final 1:35 of the first quarter ... Had a playoff career-high 26 points on 10-of-12 shooting (.833) in first-round series clinching victory in Game 7 vs. Los Angeles Lakers on May 6 ... In first NBA playoff start scored 22 points in 47 minutes in place of a suspended Raja Bell in Game 6 at Lakers on May 4 ... **2004-05:** Averaged 7.0 points, 2.1 rebounds and 2.0 assists in 17.3 minutes in 63 games (six starts) ... Averaged 14.2 points, 4.0 rebounds, 2.8 assists and 1.3 steals in his six starts ... Scored in double figures 17 times and 20-plus points once ... Numbers increased after the All-Star break, averaging 8.6 points, 2.8 rebounds, 2.5 assists, and shooting .500 FG over final 28 games ... Dished out a season-high seven assists to go along with his 14 points and five rebounds vs. L.A. Lakers on Apr. 5 ... Scored season-high 22 points vs. L.A. Clippers on Feb. 23 in one of his six starts ... Missed 14 games due to injury, including a nine-game stint (Jan. 19 - Feb. 2) on the injured list with a sprained left ankle ... In first start of the season at Washington on Jan. 15 responded with 15 points, including a season-high five three-point field goals ... Scored 19 points off the bench vs. Orlando on Dec. 13 ... **Playoffs:** Averaged 2.5 points, 1.4 rebounds and 9.8 minutes in 12 playoff outings ... **2003-04:** In first NBA season averaged 7.9 points, 1.7 rebounds, 2.4 assists in 21.2 minutes in 70 games ... Inherited the starting point guard job Jan. 5 after the Stephon Marbury trade and averaged 10.0 points, 2.4 rebounds, 3.3 assists and 1.6 steals in 28.0 minutes ... Ranked in the top 10 among NBA rookies in scoring (7.9, 9th), assists (2.4, T-8th), field goal percentage (.448, 6th), three-point field goal percentage (.395, 1st), three-point field goals made (83, 2nd) and steals (1.33, T-3rd) ... Scored in double figures in 23 games, including a personal-best seven consecutive contests (Mar. 29 - Apr. 13) ... Recorded a season-high five steals at Houston on Mar. 15 ... In first NBA start, poured in a season-high 27 points (11-18 FG, 2-6 3FG, 3-4 FT), with three rebounds, four assists and one turnover in 39 minutes Jan. 5 vs. Chicago ... It was also the most points scored by a Suns rookie in their first start (22, Negele Knight) ... It was the most points scored by an international player in the first start since 2001-02 (27, Pau Gasol) ... Had four points in five minutes in NBA debut vs. Hawks on Nov. 12.

PERSONAL: Pronounced lee-AN-dro BAR-bow-sa ... His brother Arturo, who was a member of the elite Brazilian Special Forces, introduced Leandro to basketball when he was five ... Speaks Portuguese and English ... Has a 6-10 wingspan and grew a half-inch during the 2006 offseason ... Participated in the NBA's Basketball Without Borders Americas community outreach program in his native country Brazil in 2004, 2006 and 2007 ... Became the fourth Brazilian to play in the NBA following Rolando Ferreira (Portland, 1988-89), Joao Jose Vianna (Dallas, 1991-92) and Nene (Denver, 2002-03).



CAREER HIGHS

Points 41, Phoenix vs. Oklahoma City, 2/20/2009
 FGM 16, Phoenix vs. Oklahoma City, 2/20/2009
 FGA 26, Phoenix at Orlando, 11/10/2007
 3PM 8, Phoenix at Orlando, 11/10/2007
 3PA 14, Phoenix at Toronto, 12/5/2007
 FTM 11, Phoenix vs. Dallas, 2/14/2008 (twice)
 FTA 12, Indiana at Phoenix, 1/9/2008 (twice)

Off. Rebounds 3, Memphis at Phoenix, 11/16/2005 (twice)
 Def. Rebounds 9, Philadelphia at Phoenix, 11/17/2006
 Total Rebounds 10, Philadelphia at Phoenix, 11/17/2006
 Assists 12, Memphis at Phoenix, 11/11/2006
 Steals 6, Oklahoma City at Phoenix, 2/20/2009 (twice)
 Blocks 2, Denver at Phoenix, 4/13/2010 (6 times)
 Minutes 48, Phoenix at Utah, 11/18/2006

LEANDRO BARBOSA NBA STATISTICS

YEAR	TEAM	G	GS	MIN	FG	FGA	PCT	FT	FTA	PCT	OFF	DEF	REB	AST	ST	TO	BLK	PTS	AVG
03-04	Pho	70	46	1498	210	470	.447	47	61	.770	23	100	123	165	93	120	7	550	7.9
04-05	Pho	63	6	1085	168	354	.367	55	69	.797	32	98	130	126	30	87	7	442	7.0
05-06	Pho	57	11	1592	273	567	.481	111	147	.755	31	119	150	158	48	89	6	744	13.1
06-07	Pho	80	18	2613	529	1111	.476	196	232	.845	22	192	214	317	96	146	15	1444	18.1
07-08	Pho	82	12	2420	472	1021	.462	175	213	.822	40	191	231	216	75	117	18	1283	15.6
08-09	Pho	70	11	1705	366	759	.482	171	194	.881	34	147	181	162	82	93	7	993	14.2
09-10	Pho	44	5	785	155	365	.425	64	73	.877	11	58	69	64	23	46	12	418	9.5
10-11	Tor	58	0	1394	294	653	.392	109	137	.796	14	85	99	119	50	84	6	769	13.3
Totals		524	109	13096	2467	5300	.465	928	1126	.824	207	990	1197	497	78	782	78	6642	12.7

Three-point field goals: 2003-04: 83-210 (.395); 2004-05: 51-139 (.367); 2005-06: 87-196 (.444); 2006-07: 190-438 (.434); 2007-08: 164-422 (.389); 2008-09: 90-240 (.375); 2009-10: 44-136 (.324); 2010-11: 72-213 (.338); **Totals: 781-1994 (.392).**

Personal fouls / Disqualifications: 2003-04: 184/6; 2004-05: 127/0; 2005-06: 145/3; 2006-07: 210/3; 2007-08: 195/1; 2008-09: 115/0; 2009-10: 71/0; 2010-11: 112/0; **Totals: 1159/13.**

LEANDRO BARBOSA NBA PLAYOFF STATISTICS

YEAR	TEAM	G	MIN	FG	FGA	PCT	FT	FTA	PCT	OFF	DEF	REB	AST	ST	TO	BLK	PTS	AVG
04-05	Pho	12	116	12	35	.343	2	4	.500	5	12	17	12	3	8	0	30	2.5
05-06	Pho	20	632	103	219	.470	50	58	.862	5	27	32	54	15	29	4	283	14.2
06-07	Pho	11	349	64	158	.405	28	39	.718	7	31	38	24	12	22	2	174	15.8
07-08	Pho	5	142	19	55	.345	10	11	.909	2	18	20	9	3	4	0	52	10.4
09-10	Pho	16	249	43	103	.417	17	24	.708	2	19	21	20	5	15	2	115	7.2
Totals		64	1490	241	570	.423	107	136	.787	21	107	128	119	38	75	8	654	10.2


Three-point field goals: 2004-05: 4-10 (.400); 2005-06: 27-69 (.391); 2006-07: 28-39 (.305); 2007-08: 4-18 (.222); 2009-10: 12-35 (.343); **Totals: 65-191 (.340).**

Personal fouls / Disqualifications: 2004-05: 8/0; 2005-06: 66/1; 2006-07: 30/1; 2007-08: 10/0; 2009-10: 33/0; **Totals: 147/2.**

FOLLOW LEANDRO BARBOSA
 TWITTER - @leandrinho020



SCAN HERE
FOR UPDATED STATS



#7

ANDREA
BARGNANI

POSITION: C-F HEIGHT: 7-0

WEIGHT: 256 BORN: OCT. 26, 1985

COUNTRY: ITALY

NBA EXPERIENCE: 5

HOW ACQUIRED: First-round draft choice (first overall) by Toronto in 2006.

CONTRACT STATUS: Signed a contract extension through 2014-15 season, with an early termination option.

2010-11 SEASON: Missed eight of the last 10 games (Mar. 26 - Apr. 13) due to a sore right ankle ... Averaged career highs in points (21.4) and minutes (35.7) ... Ranked 15th in NBA scoring ... Led the team in scoring, 3FGM (77) and 3FGA (223) ... Paced the team in scoring 39 times and on the glass 10 times ... Had a team high of 30 or more points nine times ... Averaged a team-high 20.8 points during 12 games in March ... Made his 500th career three-pointer Mar. 18 vs. Washington, joining Morris Peterson (801) and Vince Carter (554) as the only players in team history to reach 500 three-pointers; also shot 15-of-18 (both career highs) from the foul line against the Wizards ... Posted his second double-double of the season with a game-high 35 points and 12 rebounds in a career-high 52 minutes in 30T Mar. 5 at New Jersey (in London, England) ... Scored in double-figures in 26 consecutive games, with 17 games of 20 or more points, from Jan. 4 - Feb. 25) ... Scored 20+ points in six consecutive games (Feb. 4-16) ... Had a game-high 38 points Feb. 16 vs. Miami ... Recorded back-to-back 29-point games at home against San Antonio and Portland (Feb. 9-11) ... Contributed a game-high 31 points while grabbing nine rebounds, including a career-high six offensive boards, in 35 minutes Jan. 14 vs. Detroit ... Returned to the starting lineup Jan. 4 at Chicago and led the team with 23 points and six rebounds ... Missed four consecutive games (Dec. 27 - Jan. 2) with a strained left calf ... Led all scorers with 32 points, including 24 points in the second-half, vs. New Jersey on Dec. 17 ... Recorded the first 40-point game of his career with 41 points Dec. 8 at New York ... Registered his first double-double of the season with 26 points and a season-high 12 rebounds Dec. 3 vs. Oklahoma City ... Scored 20+ points in four consecutive games to open the season (Oct. 27 - Nov. 3) ... Recorded team highs of 26 points and nine rebounds Nov. 3 at Utah ... Made a three-pointer at the 10:05 mark of the second quarter Oct. 29 vs. Cleveland, moving into third on the team's all-time career three-point field goal list ahead of Doug Christie (431).

PROFESSIONAL CAREER: Has averaged 15.1 points, 4.9 rebounds and 30.2 minutes in 367 NBA regular season games ... Is shooting .817 (948-1,161) from the charity stripe ... Averaging 8.9 points and 2.8 rebounds in 11 postseason outings ... Played three seasons with Benetton in Italy's Lega A and one season with Stella Azzura Roma in the Serie B2 Division ... Averaged 13.0 points, 6.0 rebounds, 1.8 steals and 1.3 blocks in 85 career Lega A games with Benetton ... Played in 38 Euroleague games with Benetton, where he averaged 6.8 points and 2.9 rebounds ... Played in five Toshiba Vegas Summer League games with the Raptors in 2006, averaging a team-high 13.2 points, with 3.8 rebounds and 1.0 blocks in 26.2 minutes ... Scored 20 points in his Summer League debut, going 7-of-11 from the field ... Had 13 points, five rebounds, one steal and two blocks in 22 minutes as a member of Benetton on Oct. 20, 2003 in a preseason loss, 86-83, to the Raptors at Air Canada Centre ... **2009-10:** Averaged 17.2 points, 6.2 rebounds and 1.39 blocks in 80 games (all starts) ... Shot a career-best .470 from the field ... Led the team in three-pointers made (121), three-pointers attempted (325) and blocks (111) ... Ranked 17th in the NBA with 1.39 blocks ... Led the team in scoring 15 times and rebounding 10 times ... Had a career-high 27 games with 20+ points ... Match his career-high with five three-pointers Apr. 12 at Detroit and led the team with 33 points ... Reached the 100-block plateau for the first time in his career Apr. 4 vs. Golden State ... Earned his career-high 10th double-double Mar. 26 vs. Denver with 14 points and a team-high 15 rebounds ... Scored a then career-high 34 points Feb. 2 at Indiana ... Averaged 19.0 points, 5.8 rebounds and 1.7 blocks during 10 games in February ... Had a streak of 15 consecutive games with at least one block between Jan. 17 and Feb. 24 ... Missed two games - Jan. 22 at Milwaukee with a sore lower back and Dec. 9 at Milwaukee with a sore right ankle ... Grabbed a career-high 17 rebounds Jan. 11 at Indiana ... Recorded back-to-back double-doubles for the first time in his career Nov. 20 vs. Miami (24 pts/11 rebs) and Nov. 18 at Utah (10 pts/11 rebs) ... Scored a game-high 28 points in 30 minutes during the season opener Oct. 28 vs. Cleveland ... **2008-09:** Averaged 15.4 points, 5.3 rebounds, 1.24 blocked shots and 31.4 minutes in 78 games ... Averaged 17.7 points and 5.9 rebounds in 59 starts ... Paced the team in scoring on 15 occasions ... Topped 20 or more points 23 times ... Scored in double figures in 41 of his final 45 starts, with 20 or more points in 24 of those contests ... Posted six double-doubles ... Missed three of the final five games with a sore left heel ... Tied a career-high with six blocked shots Apr. 12 vs. Philadelphia ... Led the team with 23 points Apr. 4 at New York ... Sat out the Mar. 22 contest vs. New York (sore left heel); his first game missed since Dec. 9, 2007 vs. Houston (130 games) ... Matched his season high with 10 field goals Mar. 20 vs. Charlotte ... Scored a game-high 27 points and added nine rebounds Mar. 15 vs. Indiana ... Led the team in scoring for the second time in as many games with a team high-tying 26 points Feb. 24 vs. Minnesota (28 points Feb. 22 vs. New York) ... Appeared in 200th career game Feb. 20 at New York, becoming the 11th player in franchise history to play 200 games ... Averaged 19.8 points and 6.2 rebounds, while shooting .487 (111-for-228) from the field and .480 (36-for-75) from three-point range in January ... Had a streak of 15 consecutive games with 15 or more points from Dec. 31 - Jan. 25 ... Moved into the starting lineup Dec. 31 and started all 45 of his remaining appearances ... Scored a then career-high 31 points, with a career-best nine made free throws, Jan. 14 vs. Chicago ... Set an NBA record for the longest streak of consecutive games with two or more three-pointers by a starting centre with 10 (Dec. 31 - Jan. 16) ... Scored a team-best 25 points Jan. 7 at Washington ... Started in place of Jermaine O'Neal (right knee contusion) Dec. 31 vs. Denver and posted team highs with 26 points and five blocks ... Matched his then career-high with 11 rebounds and added a team-best 19 points and four blocks Nov. 30 at Los Angeles ... Scored 29 points in a then career-high 49 minutes Nov. 21 vs. New Jersey ... Led the team in scoring with a team-high 25 points Nov. 19 at Miami ... Scored 12 points and added four rebounds and three assists Nov. 16 vs. Miami in first regular season start since March 23, 2008 (vs. Denver) ... Led the bench with 19 points and added five rebounds and three blocks Oct. 31 vs. Golden State ... **2007-08:** Averaged 10.2 points and 3.7 rebounds in 78 games, with 53 starts ... Totaled 20-plus points on 11 occasions ... Made three or more three-pointers in 13 games ... Made 61-of-67 (.910) free throws over the season's final 32 games ... Started for the Sophomore team in T-Mobile Rookie-Sophomore game during All-Star Weekend, finishing with eight points in 17:14 minutes ... Made seven-of-eight field goal attempts for 16 first-quarter points Mar. 23 vs. Denver ... Played a season-high 48 minutes, scoring 27 points with a career high-tying five three-pointers, Mar. 7 vs. Washington ... Left during the third quarter Mar. 5 at Miami with a

shifted front tooth after a flagrant foul by Alexander Johnson ... Made 18 consecutive free throws (Feb. 13 – Mar. 5) ... Scored in double figures in nine of 10 games from Jan. 23 – Feb. 13, averaging 15.8 points ... Scored a season-high 28 points Feb. 1 vs. L.A. Lakers ... Averaged 15.1 points and 4.7 rebounds while shooting .857 (30-for-35) from the line in 12 February games ... Scored a team-high 27 points on career highs of 12 field goals made and 25 attempts and added a game high-tying nine rebounds Feb. 29 vs. Indiana ... Had a team-high 25 points to go with seven rebounds and five assists Feb. 24 vs. New York ... Dished out a career-high seven assists Jan. 23 at Boston ... Played in his 100th career game in the NBA Jan. 18 vs. Atlanta ... Missed four games with a hyper-extended left knee (Dec. 3-9) ... Scored a team-high 26 points Nov. 30 vs. Cleveland ... Made second consecutive start Nov. 21 at Memphis, finishing with lone double-double of the season (13 points, 11 rebounds) ... Scored 16 first-half points against the Mavericks on Nov. 20 and finished with 20 ... Led the team with 21 points and six rebounds Nov. 2 at New Jersey ... Led the team with 20 points opening night Oct. 31 vs. Philadelphia ... **Playoffs:** Averaged 6.4 points, 1.4 rebounds and 20.8 minutes in five playoff games vs. Orlando, all starts ... Had highs of nine points in Games 2 and 3 ... **2006-07:** Averaged 11.6 points, fourth on the team, 3.9 rebounds and 25.1 minutes in 65 games, including two starts ... Named to the All-Rookie First Team and finished second in Rookie of the Year voting ... Selected as T-Mobile Eastern Conference Rookie of the Month for January and February ... Ranked third among rookies in scoring and fifth with 0.82 blocked shots ... Had four games of 20+ points and two of 10+ rebounds ... Had a string of nine consecutive games with a made three pointer from Feb. 28 – Mar. 16, shooting .400 (24-for-60) from that range during the stretch ... Underwent a successful emergency appendectomy Mar. 21 and missed 14 games ... Returned to action Apr. 18 vs. Philadelphia to score a bench-high 17 points ... Registered a team-high 20 points on eight-of-12 shooting from the floor Feb. 28 at Houston ... Grabbed a career-high 11 rebounds Feb. 24 at Charlotte ... Started for the Rookie team in the T-Mobile Rookie-Sophomore Challenge on Feb. 17 at the 2007 All-Star Game in Las Vegas, finishing with 12 points in 23 minutes ... Led all bench scorers with 22 points and made four-of-eight three-point attempts Feb. 13 at Chicago ... Netted a team-high 22 points on eight-of-13 shooting from the field, including four-of-seven from beyond the arc, Jan. 9 at New Jersey ... Connected on the game-winning basket in overtime Dec. 22 at Portland, finishing with 11 points ... Registered lone double-double of the season with 18 points and 10 rebounds Dec. 17 vs. Golden State; also blocked a career-high six shots in that contest ... Scored a season-high 23 points Dec. 23 at Orlando, making a career-best five three-pointers ... Made his first NBA start Dec. 10 vs. Portland, and scored eight points ... Recorded a pair of blocked shots in his first NBA game Nov. 1 at New Jersey to tie Chris Bosh for the franchise rookie debut record ... **Playoffs:** Averaged 11.0 points, 4.0 rebounds and 30.2 minutes in six games ... Started the final three games of the first-round series vs. New Jersey and averaged 17.0 points (17-28 FG, .607), 5.0 rebounds and 40 minutes ... Was six-for-nine (.667) from three-point range over those final three games ... Had a high of 18 points in Game 5 ... **2005-06:** Led Benetton to Italy's Lega A Championship, downing Climarnio Bologna in the championship series, 3-1 ... Was named Top European Young Player of the Year ... Averaged 15.3 points, 7.1 rebounds, 1.7 blocks and 1.8 steals in 47 games for Benetton in Lega A play ... Posted a season-high 25 points against Rome ... Shot .528 (153-290) from the field, .408 (89-218) from three-point range and .798 (146-183) from the charity stripe ... Led Lega A with 82 blocks ... In Euroleague competition, averaged 10.9 points, 4.1 rebounds and 1.3 blocks ... Shot .558 (43-77) from the field, .434 (23-53) from three-point land and .712 (42-59) at the charity stripe ... Recorded a season-best 20 points against Panathinaikos and Strasbourg ... Had a high of nine rebounds versus Efes Pilsen and Panathinaikos ... **2004-05:** Helped Benetton to a second consecutive Italian Cup ... Averaged 12.2 points and 5.4 rebounds in 28 Lega A contests, shooting a career-best .623 (114-183) from the field ... Averaged 3.7 points and 2.1 rebounds in 18 Euroleague contests ... Was 6-for-12 (.500) from three-point range ... **2003-04:** Was a member of Benetton's Italian Cup winning team ... Saw limited playing time in his first season with Benetton, averaging 4.9 points and 2.0 boards in 10 Lega A outings ... Shot .545 (12-22) from the field ... Averaged 2.4 points and 1.5 rebounds in eight Euroleague games ... **2002-03:** Averaged 13.2 points and 4.5 rebounds in 23 games for Stella Azzura Roma in Serie B2 Division ... Shot .588 (87-148) from the field, .364 (24-66) from three-point range and .817 (58-71) from the foul line ... Played in eight Euroleague contests, where he averaged 2.4 points and 1.5 rebounds.

PERSONAL: Pronounced AN-dre-ah BARN-neon-ee ... First European to be selected with the number one pick in an NBA Draft ... Joined Andrew Bogut (Australia, Milwaukee, 2006) and Yao Ming (China, Houston, 2002) as the only international players to be first overall draft picks ... Selected uniform number 11 but gave it to T.J. Ford when Ford was acquired from Milwaukee ... Raptors Senior Vice-President of Basketball Operations Maurizio Gherardini was general manager of Benetton Treviso during Bargnani's three seasons with the club ... Was a teammate at Benetton of former Raptor Jorge Garbajosa (2003-04) ... Played for the Italian Under-18 and Under-16 National Teams.

CAREER HIGHS:

Points	41, Toronto at New York, 12/8/2010	Off. Rebounds	6, Toronto vs. Detroit, 1/14/2011
FGM	16, Toronto at New York, 12/8/2010	Def. Rebounds	13, Toronto at Indiana, 1/11/2010
FGA	28, Toronto at New Jersey, 3/5/2011	Total Rebounds	17, Toronto at Indiana, 1/11/2010
3PM	5, Toronto vs. Miami, 2/16/2011 (10 times)	Assists	7, Toronto at Boston, 1/23/2008
3PA	10, Toronto vs. New Jersey, 11/21/2008 (3 times)	Steals	4, Toronto vs. LA Clippers, 2/8/2008 (twice)
FTM	15, Toronto vs. Washington, 3/18/2011	Blocks	6, Toronto vs. Philadelphia, 4/12/2009 (twice)
FTA	18, Toronto vs. Washington, 3/18/2011	Minutes	52, Toronto at New Jersey, 3/5/2011

ANDREA BARGNANI NBA STATISTICS

YEAR	TEAM	G	GS	MIN	FG	FGA	PCT	FT	FTA	PCT	OFF	DEF	REB	AST	ST	TO	BLK	PTS	AVG
06-07	Tor	65	2	1629	267	625	.427	117	142	.824	52	203	283	50	32	107	53	751	11.6
07-08	Tor	78	53	1861	280	725	.386	142	169	.840	50	238	288	89	23	88	37	792	10.2
08-09	Tor	78	59	2453	431	958	.450	221	266	.831	70	346	416	94	34	135	97	1202	15.4
09-10	Tor	80	80	2799	537	1143	.470	181	234	.774	105	388	493	93	25	120	111	1376	17.2
10-11	Tor	66	66	2353	525	1173	.448	267	350	.820	74	269	343	119	34	152	46	1414	21.4
Totals		367	260	11096	2040	4624	.441	948	1161	.817	351	1444	1795	445	148	602	344	5535	15.1

Three-point field goals: 2006-07: 100-268 (.373); 2007-08: 90-261 (.345); 2008-09: 119-291 (.409); 2009-10: 121-325 (.372); 2010-11: 77-223 (.345); **Totals: 507-1368 (.371).**

Personal fouls / Disqualifications: 2006-07: 180/0; 2007-08: 211/1; 2008-09: 242/2; 2009-10: 215/3; 2010-11: 160/0; **Totals: 1008/6.**

ANDREA BARGNANI NBA PLAYOFF STATISTICS

YEAR	TEAM	G	MIN	FG	FGA	PCT	FT	FTA	PCT	OFF	DEF	REB	AST	ST	TO	BLK	PTS	AVG
06-07	Tor	6	181	22	46	.478	15	19	.789	3	21	24	6	5	7	3	66	11.0
07-08	Tor	5	104	13	39	.333	2	2	.1000	1	6	7	2	4	2	3	32	6.4
Totals		11	285	35	90	.389	17	21	.810	4	27	31	8	9	9	6	98	8.9

Three-point field goals: 2006-07: 7-17 (.412); 2007-08: 4-16 (.250); **Totals: 11-33 (.333).**

Personal fouls / Disqualifications: 2006-07: 16/0; 2007-08: 15/0; **Totals: 31/0.**

ANDREA BARGNANI ITALIAN LEGA A STATISTICS

YEAR	TEAM	G	FG	FGA	PCT	FT	FTA	PCT	REB	AST	ST	BLK	PTS	AVG
03-04	Benetton	10	12	22	.545	7	16	.438	20	5	5	2	49	4.9
04-05	Benetton	28	114	183	.623	56	75	.747	151	26	65	25	341	12.2
05-06	Benetton	47	153	290	.528	146	183	.798	336	38	86	82	719	15.3
Totals		85	279	495	.564	209	274	.763	507	69	156	109	1109	13.0

Three-point field goals: 2003-04: 6-11 (.545); 2004-05: 19-77 (.247); 2005-06: 89-218 (.408); **Totals: 114-306 (.373).**

ANDREA BARGNANI EUROLEAGUE STATISTICS

YEAR	TEAM	G	FG	FGA	PCT	FT	FTA	PCT	REB	AST	ST	BLK	PTS	AVG
03-04	Benetton	8	5	6	.833	6	8	.750	12	0	2	1	19	2.4
04-05	Benetton	12	12	24	.500	2	5	.400	25	2	2	2	44	3.7
05-06	Benetton	18	43	77	.558	42	59	.712	74	9	24	17	197	10.9
Totals		38	60	107	.561	50	72	.694	111	11	28	20	260	6.8

Three-point field goals: 2003-04: 1-5 (.200); 2004-05: 6-12 (.500); 2005-06: 23-53 (.434); **Totals: 30-70 (.429).**


FOLLOW ANDREA BARGNANI

TWITTER - @AndreaBargnani

WEBSITE - www.bargnani.com



**SCAN HERE
FOR UPDATED STATS**



#5

JERRYD
BAYLESS

POSITION: G HEIGHT: 6-3

WEIGHT: 208 BORN: AUG. 20, 1988

COLLEGE: ARIZONA

NBA EXPERIENCE: 3

HOW ACQUIRED: Traded by New Orleans with forward Peja Stojakovic and cash considerations for guard Jarrett Jack, guard Marcus Banks and centre David Andersen on November 20, 2010.

CAREER TRANSACTIONS: First-round draft choice (11th overall) by Indiana in 2008; July 9, 2008: Draft rights traded by Indiana with forward Ike Diogu to Portland for guard Jarrett Jack, forward Josh McRoberts and the draft rights to forward Brandon Rush; October 23, 2010: Traded by Portland to New Orleans for a first-round draft pick; November 20, 2010: Traded by New Orleans with forward Peja Stojakovic and cash considerations to Toronto for guard Jarrett Jack, guard Marcus Banks and centre David Andersen.

CONTRACT STATUS: Signed through 2011-12 season.

2010-11 SEASON: Averaged 10.0 points, 4.0 assists and 22.5 minutes in 60 games with Toronto ... Upped averages to 18.1 points, 6.7 assists and 35.6 minutes in 14 starts ... Had 26 games with double-figure scoring ... Paced the team in scoring eight times and in assists on 13 occasions ... Averaged 22.5 points and 5.6 assists during eight games in April, seven as a starter ... Scored 19+ points in all eight games, while leading the team in scoring five times ... Recorded career highs in steals (4) and minutes (43) Apr. 11 at Milwaukee ... Scored a game-high 28 points Apr. 6 vs. Cleveland ... Tallied a game-high nine assists Mar. 21 at Denver ... Recorded his second career double-double with 11 points and 10 assists Feb. 22 at Charlotte; tied his career highs shooting 11-of-12 from the free-throw line against the Bobcats ... The last player to record a double-double (points and assists) without a field goal was Magic Johnson in 1996 ... Scored all 18 of his points in the fourth quarter Feb. 11 vs. Portland, two points shy of the franchise record ... Missed two straight games (Feb. 4-8) with a sprained right knee ... Started his seventh game of the season Jan. 24 vs. Memphis and earned his first career double-double with 15 points and a career-high 11 assists, also set a career-high with eight rebounds against the Grizzlies ... Returned to the lineup Jan. 19 at San Antonio after missing the previous two games (Jan. 15-17) due to a sore left ankle ... Returned to the lineup Jan. 9 vs. Sacramento after missing two games (Jan. 5-7) with a sprained left ankle ... Averaged 10.6 points, 4.3 assists and 23.3 minutes during 14 games in December ... Started four consecutive games (Dec. 10-15), averaging 17.8 points and 6.3 assists, while shooting .520 (26-for-50) from the field ... Tied a career-high with 31 points on 10-of-12 shooting from the field Dec. 11 at Detroit, also tied a career high with 12 free-throw attempts against the Pistons ... Made his first start as a Raptor, replacing Jose Calderon (sore left foot), Dec. 10 vs. Denver ... Scored 23 points and set career highs in three-pointers made and attempted (5-of-7) Dec. 5 vs. New York ... Led the bench with 13 points in his Raptors debut Nov. 24 vs. Philadelphia ... Placed on the inactive list Nov. 21 vs. Boston ... Acquired from New Orleans on Nov. 20 ... Averaged 4.5 points, 2.5 assists and 13.5 minutes in 11 games with New Orleans ... Recorded a then season-high 15 points and a then career-high nine assists Nov. 9 vs. L.A. Clippers.

PROFESSIONAL CAREER: Has averaged 7.6 points, 2.6 assists and 17.4 minutes in 196 games (25 starts) ... Has shot .817 (450-551) from the charity stripe ... Has played in eight postseason contests where he has averaged 10.9 points, 2.9 assists and 22.1 minutes ... **2009-10:** Averaged 8.5 points, 2.3 assists and 17.6 minutes in 74 games (11 starts) with Portland ... Scored in double figures 29 times, including eight-straight appearances (Jan. 20 - Feb. 3) for the first time in his career ... Made more free throws (201) than field goals (200) ... Appeared in 74 games, starting 11 times ... dished a season-best nine assists Apr. 14 vs. Golden State ... Netted a career-best 31 points (10-24 FG, 9-10 FT) to go with seven assists in his first career start Dec. 23 at Sacramento; his 31 points set a new franchise record for points by a Trail Blazer in their first career start (30, Ron Brewer, Oct. 18, 2009) ... Scored a game-high 29 points (9-15 FG), including 16 in the decisive fourth quarter Dec. 17 vs. Phoenix ... **Playoffs:** Appeared in six games with two starts ... Averaged 13.5 points, 3.8 assists and 27.7 minutes ... **2008-09:** Averaged 4.3 points, 1.1 rebounds, 1.5 assists and 12.4 minutes in 53 games ... Scored 10-plus points seven times ... Led Portland in assists five times ... Dished a season-high and game-best eight assists in 28 minutes Feb. 11 vs. Oklahoma City ... Scored 19 points (7-9 FG), including 11 in the fourth quarter, and passed out a team-high six assists Feb. 2 at New Orleans ... Tallied a season-high 23 points (6-9 FG, 11-11 FT), including 11 in the fourth quarter, in 25 minutes Jan. 15 at New Jersey ... Named Most Valuable Player of the 2008 NBA Summer League, averaging 29.8 points in four games (all starts) ... **Playoffs:** Appeared in two games, totaling six points.

COLLEGE CAREER: Averaged 19.7 points (led team, third in Pac-10), 2.7 rebounds, 4.0 assists (second on team, sixth in Pac-10), while shooting 45.8 per cent from the field, 40.7 per cent from long distance and 83.9 per cent from the free throw line (led team, fourth in Pac-10) ... Garnered second-team All-Pac-10 and All-Freshman honors ... Earned first-team All-District honors by MABC and USBWA ... Named Honorable Mention All-American by the Associated Press ... Was a Wooden Award finalist ... Became the first freshman to lead Arizona in scoring and the first freshman to earn team MVP since Sean Elliot in 1985-86 ... Scored 20-plus points 16 times and 30-plus four times ... Strung together a trio of consecutive 30-point games, becoming the first player in Arizona history to do so ... Tied the mark for most points by a freshman in a Pac-10 game, with a career-high 39 (12-18 FG, 6-10 3-PT, 9-9 FT) Feb. 10 vs. Arizona State.

PERSONAL: Named to 2009 USA Basketball Men's Select team, but an injury prevented him from participating ... Tabbed for 2008 USA Basketball Men's Select team, playing alongside former Portland teammate LaMarcus Aldridge ... Son of Denise Bowman and Brad Bayless ... Has one older brother, Justin ... Hobbies include golf, where he has connected on two hole-in-ones ... As a senior at St. Mary's, was named to 2007 McDonald's All-American Team, participated in 2007 Jordan Brand Classic, named to 2007 Nike Brand All-America team, was a Parade and EA Sports All-American in 2007 ... Named Gatorade Arizona State Player of the Year his junior and senior seasons at St. Mary's ... Won gold medal in the 100 meters at the 9-or-10-year-old junior Olympics in Seattle.

JERRYD BAYLESS

CAREER HIGHS:

Points 31, Toronto at Detroit, 12/11/2010 (twice)
 FGM 10, Toronto at Cleveland, 4/6/2011 (3 times)
 FGA 24, Portland at Seattle, 12/23/2009
 3PM 5, Toronto vs. New York, 12/5/2010
 3PA 7, Toronto at Milwaukee, 4/11/2011 (twice)
 FTM 11, Toronto at Charlotte, 2/22/2011 (twice)
 FTA 12, Toronto at Charlotte, 2/22/2011 (4 times)

Off. Rebounds 2, Toronto vs. New Jersey, 4/10/2011 (5 times)
 Def. Rebounds 7, Toronto vs. Memphis, 1/24/2011
 Total Rebounds 8, Toronto vs. Memphis, 1/24/2011
 Assists 11, Toronto vs. Memphis, 1/24/2011
 Steals 4, Toronto at Milwaukee, 4/11/2011
 Blocks 1, Toronto vs. Miami, 4/13/2011 (12 times)
 Minutes 43, Toronto at Milwaukee, 4/11/2011

JERRYD BAYLESS NBA STATISTICS

YEAR	TEAM	G	GS	MIN	FG	FGA	PCT	FT	FTA	PCT	OFF	DEF	REB	AST	ST	TO	BLK	PTS	AVG
08-09	Por	53	0	654	69	189	.365	83	103	.806	8	49	57	78	16	56	2	228	4.3
09-10	Por	74	11	1304	200	483	.414	201	242	.831	18	102	120	172	26	94	5	630	8.5
10-11	No-Tor	71	14	1495	218	517	.422	166	206	.806	26	139	165	266	38	127	5	651	9.2
Totals		198	25	3454	487	1189	.410	450	551	.817	52	290	342	516	80	277	12	1509	7.6

Three-point field goals: 2008-09: 7-27 (.259); 2009-10: 29-92 (.315); 2010-11: 49-146 (.336); Totals: 85-265 (.321).

Personal fouls / Disqualifications: 2008-09: 81/1; 2009-10: 152/1; 2010-11: 149/1; Totals: 382/3.

JERRYD BAYLESS NBA PLAYOFF STATISTICS

YEAR	TEAM	G	MIN	FG	FGA	PCT	FT	FTA	PCT	OFF	DEF	REB	AST	ST	TO	BLK	PTS	AVG
08-09	Por	2	11	2	6	.333	2	3	.667	0	1	1	0	0	1	1	6	3.0
09-10	Por	6	165	28	65	.431	19	24	.792	4	12	16	23	2	8	0	81	13.5
Totals		8	177	30	71	.423	21	27	.778	4	13	17	23	2	9	1	87	10.9

Three-point field goals: 2008-09: 0-1 (.000); 2009-10: 6-15 (.400); Totals: 6-16 (.375).

Personal fouls / Disqualifications: 2008-09: 0/0; 2009-10: 21/1; Totals: 21/1.


FOLLOW JERRYD BAYLESS



SCAN HERE
FOR UPDATED STATS

THE DRAFT





#9

RASUAL
BUTLER

POSITION: F HEIGHT: 6-7

WEIGHT: 215 BORN: MAY 23, 1979

COLLEGE: LA SALLE

NBA EXPERIENCE: 9

HOW ACQUIRED: Signed as a free agent December 10, 2011.

CAREER TRANSACTIONS: Second-round draft choice (53rd overall) by Miami in 2002; August 2, 2005: Traded by Miami to New Orleans in a five-team trade; August 12, 2009: Traded by New Orleans to Los Angeles Clippers for a future second-round draft pick; July 26, 2010: Re-signed as a free agent Los Angeles Clippers; February 28, 2011: Waived by Los Angeles Clippers; March 3, 2011: Signed as a free agent Chicago; December 10, 2011: Signed as a free agent by Toronto.

CONTRACT STATUS: Signed through 2011-12 season.

2010-11 SEASON: Split the season between the Los Angeles Clippers and Chicago Bulls ... Averaged 4.7 points and 1.6 rebounds in 16.4 minutes ... Appeared in six games with the Bulls and averaged 2.7 points, shooting .545 from the field, in 4.3 minutes ... Scored 10 points (4-5 FG) in 13 minutes of play against New Jersey on Apr. 13 ... Made his Bulls debut vs. Atlanta on Mar. 11, posting three points in two minutes ... With Chicago, posted 13 DNP-CDs with four games on the team's Inactive List ... Appeared in a total of 41 games (two starts) with the Los Angeles Clippers, averaging 5.0 points, 1.9 rebounds and 18.1 minutes ... Had a season-high 18 points at San Antonio on Nov. 10 ... Made four three-pointers Oct. 27 vs. Portland ... **Playoffs:** Saw action in three games, totaling three points and 1 rebound in six minutes

PROFESSIONAL CAREER: Has appeared in 604 regular season games, including 249 starts, over nine seasons with Miami, New Orleans, the Los Angeles Clippers and Chicago ... Holds career averages of 8.5 points, 2.6 rebounds and 23.9 minutes, shooting .361 from behind the arc and .751 from the line ... Has played in 30 playoff games (six starts), and owns postseason averages of 4.4 points, 1.5 rebounds and 13.4 minutes, shooting .424 from three-point range and .833 from the line ... **2009-10:** Averaged 11.9 points with 2.9 rebounds and 1.4 assists in 33.0 minutes ... Played in all 82 games (64 starts), only member of Clippers to play in every game and first Clipper since Chris Kaman in 2003-04 ... Led the Clippers with career highs for three-pointers made (145) and attempted (432) ... Established new Clippers franchise single-season records for most three-pointers made (139 - Terry Dehere, 1995-96) and attempted (356 - Tim Thomas, 2006-07) ... Set career highs for free throws made (122) and attempted (145) ... Paced the team in scoring 10 times, minutes 21 times and in blocks on 20 occasions ... Scored 30+ points twice and had 20+ points five times ... Scored 21 points Mar. 28 vs. Golden State ... Recorded 31 points, hitting six treys, Mar. 10 at Miami ... Had a team-high 20 points Feb. 22 vs. Charlotte ... Tied career high with 33 points Jan. 16 vs. Cleveland ... **2008-09:** Averaged 11.2 points, 3.3 rebounds and 31.9 minutes in 82 games (74 starts) ... Was the only Hornet to play in all 82 games ... Recorded a career-best 2,613 minutes ... Recorded his lone double-double of the season with 16 points and 10 rebounds in his hometown of Philadelphia on Mar. 2 ... Scored a season-best 31 points, going six-of-eight from three-point range, Feb. 20 at Los Angeles Lakers ... **Playoffs:** Averaged 10.6 points and 3.0 rebounds in five games ... **2007-08:** Averaged 4.9 points, 2.0 rebounds and 17.2 minutes in 51 games (eight starts) ... Knocked down four three-pointers en route to 12 points December 15 vs. Phoenix ... **Playoffs:** Did not play in any playoff games for the Hornets ... **2006-07:** Averaged then career-highs in points (10.1) and rebounds (3.2) in 27.4 minutes (81 games) ... Started 38 games, averaging 14.2 points and 4.5 rebounds in 37.2 minutes ... Scored a career-high 33 points Dec. 1 vs. Chicago, going seven-for-12 from three-point range ... Tossed in 30 points Feb. 2 vs. Golden State ... Posted his lone double-double Jan. 16 vs. Orlando with 19 points and a career high-tying 11 rebounds ... Poured in 32 points, making seven-of-nine from beyond the arc, Mar. 21 vs. Los Angeles Clippers ... **2005-06:** Averaged 8.7 points, 2.9 rebounds and 23.6 minutes in 79 games ... Led team in scoring four times and in rebounding three times ... Registered a double-double Apr. 4 vs. Golden State with 11 points and a career high-tying 11 boards ... **2004-05:** Averaged 6.5 points, 2.3 rebounds, 1.0 assists and 18.5 minutes in 65 games (15 starts) ... Started the first 15 games of the season, averaging 7.9 points, 2.9 rebounds and 27.7 minutes ... Missed six games with right knee patella tendinitis and was a DNP-CD on 11 occasions ... Had a high of 25 points at Charlotte on Apr. 19 ... **Playoffs:** Averaged 4.7 points and 1.5 rebounds in 12 appearances ... Helped Miami reach the Eastern Conference Finals, averaging 4.7 points and 1.5 rebounds in 12 games ... **2003-04:** Averaged 6.8 points, 1.4 rebounds and 15.0 minutes in 45 games ... Topped the Heat in three-point field goal percentage (.463) and ranked fourth in three-point field goals made (50) ... Missed the first 21 games of the season due to a fourth metacarpal fracture of his left hand ... **Playoffs:** Averaged 2.1 points, 1.1 rebounds and 5.8 minutes in 10 playoff games ... **2002-03:** Appeared in 72 games (28 starts) for the Heat as a rookie, averaging 7.5 points, 2.6 rebounds, 1.3 assists and 21.0 minutes ... As a starter, averaged 10.6 points, 3.7 rebounds, 1.8 assists and 29.8 minutes.

COLLEGE CAREER: Was a two-time first-team All-Atlantic 10 and two-time first-team All-Big Five selection ... Finished his four-year career as the fourth-leading scorer in La Salle history and ranked fourth on the Explorers' all-time three-point field goals made list ... Totaled 2,125 points (19.1 ppg), 505 rebounds (5.0 rpg), 177 assists (1.6 apg), 120 blocks (1.09 bpg) and 108 steals (0.98 spg) in 110 career games (108 starts) ... Shot .359 (282-785) from three-point range and .829 (339-409) from the foul line ... Ranked fourth in the A-10 and 27th nationally in scoring at 21.0 points as a senior ... As a junior, led the Explorers and ranked eighth nationally in scoring at 22.1 points ... Scored in double figures in 28 of his 29 games played ... Ranked third in the A-10 in scoring, 18.4 points, and was a second-team All-Big Five selection in his sophomore campaign ... Averaged 14.2 points in 21 games as a freshman ... Led the squad in free throw percentage (.741) while ranking second in blocks (23) and third in three-pointers (45).

PERSONAL: First name is pronounced: RAH-sue-ehl ... Has a daughter, Raven ... Lists his mother (Cheryl Taylor), grandfather (Robert Toomer, Sr.) and his uncle (Robert Toomer, Jr.) as his heroes because of all the sacrifices they made for him and his sisters while growing up ... Was a communications major at La Salle ... Held a Health and Wellness drive in January, 2007 to aid the Soweto Kiptown Youth Organization in Johannesburg (over 2,000 pounds of items were donated); for his efforts, was honored with that month's NBA Community Assist Award ... Participated in the NBA's Basketball Without Borders in South Africa during the summer of 2006 ... Contributed to the Hurricane Gustav relief efforts in Galliano, Louisiana ... Partnered with Feed the Children to help feed families in the Los Angeles area.

RASUAL BUTLER

CAREER HIGHS:

Points 33, L.A. Clippers vs. Cleveland, 1/16/2010 (twice)
 FGM 12, L.A. Clippers at Miami, 3/10/2010 (5 times)
 FGA 24, Miami vs. Milwaukee, 11/14/2004
 3PM 7, New Orleans vs. Chicago, 12/1/2010 (twice)
 3PA 13, Los Angeles at Washington, 3/11/2009
 FTM 8, Miami at Atlanta, 1/1/2003
 FTA 10, Miami at Atlanta, 1/1/2003

Off. Rebounds
 Def. Rebounds
 Total Rebounds
 Assists
 Steals
 Blocks
 Minutes

4, New Orleans vs. Portland, 2/15/2006
 9, New Orleans vs. Orlando, 1/16/2007
 11, New Orleans vs. Orlando, 1/16/2007 (twice)
 6, L.A. Clippers vs. L.A. Lakers, 4/14/2010 (twice)
 4, New Orleans vs. Denver, 12/29/2006
 4, New Orleans at Philadelphia, 1/23/2007
 52, Miami vs. Milwaukee, 11/14/2004

RASUAL BUTLER NBA STATISTICS

YEAR	TEAM	G	GS	MIN	FG	FGA	PCT	FT	FTA	PCT	OFF	DEF	REB	AST	ST	TO	BLK	PTS	AVG
02-03	Mia	72	28	1515	207	572	.362	76	104	.731	29	157	186	93	21	77	43	540	7.5
03-04	Mia	45	0	674	119	250	.476	16	21	.762	4	57	61	23	10	28	13	304	6.8
04-05	Mia	65	15	1204	163	409	.399	37	48	.771	15	136	151	62	18	37	29	420	6.5
05-06	NO	79	20	1874	257	633	.406	79	114	.693	51	181	23	40	33	65	45	685	8.7
06-07	NO	81	38	2222	314	788	.398	56	87	.644	42	214	256	63	40	67	54	818	10.1
07-08	NO	51	8	875	91	260	.350	26	31	.839	16	84	100	26	15	10	21	252	4.9
08-09	NO	82	74	2613	348	803	.433	86	110	.782	49	222	271	75	51	59	61	922	11.2
09-10	LAC	82	64	2702	356	870	.409	122	145	.841	39	201	240	116	36	79	68	979	11.9
10-11	LAC-Chi	47	2	769	79	237	.333	18	27	.667	10	67	77	27	8	24	15	222	4.7
Totals	604	249	14448		1934	4822	.401	516	687	.751	255	1319	1574	535	232	446	349	5142	8.5

Three-point field goals: 2002-03: 50-171 (.292); 2003-04: 50-108 (.463); 2004-05: 57-153 (.373); 2005-06: 92-242 (.380); 2006-07: 134-363 (.369); 2007-08: 44-133 (.331); 2008-09: 140-359; 2009-10: 145-432 (.336); 2010-11: 46-136 (.338); **Totals: 758-2097 (.361).**

Personal fouls / Disqualifications: 2002-03: 105/0; 2003-04: 72/0; 2004-05: 104/0; 2005-06: 142/0; 2006-07: 148/0; 2007-08: 66/1; 2008-09: 159/1; 2009-10: 121/0; 2010-11: 37/0; **Totals: 954/2.**

RASUAL BUTLER NBA PLAYOFF STATISTICS

YEAR	TEAM	G	MIN	FG	FGA	PCT	FT	FTA	PCT	OFF	DEF	REB	AST	ST	TO	BLK	PTS	AVG
03-04	Mia	10	57	9	22	.409	0	0	—	0	11	11	2	1	1	0	21	2.1
04-05	Mia	12	180	22	59	.373	1	3	.333	1	17	18	7	1	2	1	56	4.7
08-09	NO	5	57	17	37	.459	9	9	1.000	3	12	15	1	1	6	4	53	10.6
08-09	Chi	3	6	1	1	.1000	0	0	—	0	1	1	0	0	0	0	3	1.0
Totals		30	402	49	119	.412	10	12	.833	4	40	44	10	3	9	5	130	4.8

Three-point field goals: 2003-04: 3-9 (.333); 2004-05: 11-30 (.367); 2008-09: 10-19 (.526); 2010-11: 1-1 (.1000); **Totals: 25-59 (.424).**


FOLLOW RASUAL BUTLER

TWITTER - @RasualButler45



**SCAN HERE
FOR UPDATED STATS**





#8

JOSE
CALDERON

POSITION: **G** HEIGHT: **6-3**

WEIGHT: **211** BORN: **SEPT. 28, 1981**

COUNTRY: **SPAIN**

NBA EXPERIENCE: **6**

HOW ACQUIRED: Signed as a free agent by Toronto on August 3, 2005.

CONTRACT STATUS: Signed a contract extension through 2012-13 season.

2010-11 SEASON: Missed seven of the last eight games (Apr. 2-13) due to a sore left hamstring ... Ranked fifth in the NBA in assists (8.9) and second in assists-per-turnover at 4.09 (605-to-148) ... His assist average tied his career best (8.9) ... Set a franchise record with seven games of 15 or more assists ... Ranked second on the team in double-doubles (12) and steals (81) ... Led the club in assists in 60 of his 68 games ... Averaged a team-high 8.1 assists along with 11.0 points during 14 games in March ... Tied or led the team in assists 24 straight games (Jan. 26 - Mar. 18) ... Scored a season-best 22 points Mar. 1 vs. New Orleans ... Grabbed a team-high eight rebounds Feb. 27 vs. Dallas ... Averaged 7.0 points and 11.4 assists during 11 games in February ... Recorded 10+ assists in a career-high six consecutive games (Feb. 9-23) ... Matched a franchise record with 19 assists Feb. 4 vs. Minnesota ... Tied a career high with nine rebounds Jan. 29 at Minnesota ... Finished with 14 points and 13 assists in a season-high 42 minutes Jan. 22 at the Heat ... Matched a then season high with 21 points and tied a career high with nine rebounds (with a career-best eight defensive boards) Jan. 15 at Washington; also posted a game-high 15 assists with only one turnover against the Wizards ... Recorded 10+ assists in six of seven games (Dec. 17 - Jan. 5) ... Contributed a then season-high 17 assists in 38 minutes Jan. 5 at Cleveland ... Did not play Jan. 4 at Chicago due to a sprained right ankle ... Did not dress Dec. 28 at Dallas with a sore left foot ... Provided 20 points and a game-high 12 assists Dec. 19 vs. the L.A. Lakers ... Returned to the lineup Dec. 17 vs. New Jersey and had 15 points and 14 assists after missing four games with a sore left foot (Dec. 10-15) ... Dished-out 15 assists Dec. 3 vs. Oklahoma City ... Scored 10+ points in five consecutive games (Nov. 17-26) ... Made his first start of the season Nov. 21 vs. Boston ... Averaged 7.6 points, 5.4 assists and 21.6 minutes in 13 games off the bench (Oct. 27 - Nov. 19) ... Recorded a team-high seven assists off the bench on opening night Oct. 27 vs. New York.

PROFESSIONAL CAREER: Has averaged 9.8 points, 7.0 assists and 27.7 minutes in 427 regular season NBA games ... He is the franchise leader in free throw percentage at .874 (626-716) ... Owns averages of 12.5 points, 7.0 assists and 24.2 minutes in 11 playoff appearances ... Played six seasons in the Spanish pro leagues, including 2001-05 with Tau Cerámica Saski Baskonia Vitoria, averaging 10.9 points, 2.2 rebounds and 2.0 assists in 214 games ... Competed for Tau Vitoria in three Euroleague campaigns where he averaged 9.0 points, 2.5 rebounds and 2.1 assists in 58 games ... Was a member of the Spain's silver medal team at the 2008 Olympics in Beijing ... Injured his hamstring and missed the 2010 FIBA World Championships ... Helped Spain to the 2006 FIBA World Championship title, averaging 7.2 points, 3.2 assists and less than one turnover per game ... Was a teammate of former Raptor Jorge Garbajosa on Spain's 2006 World Championship team and its 2004 and 2008 Olympic Games entries ... Named to Spain's National Team for the 2002 World Championship of Basketball in Indianapolis ... **2009-10:** Averaged 10.3 points and a team-high 5.9 assists in 68 appearances (39 starts) ... Ranked third in the NBA with a 4.08 assist-per-turnover ratio (404 assists, 99 turnovers) ... Set a career high with seven three-pointers Mar. 13 at Golden State; also had a season-high 24 points and season-high 12 assists against the Warriors ... Led the team in assists 40 times and in scoring twice ... Averaged 10.3 points and 6.3 assists during 39 games as a starter ... Started the first 22 games and the final 17 games of the season ... Missed 14 games due to injury ... Placed on the inactive list Dec. 8-9 with a sore left hip and returned to play seven minutes Dec. 11 vs. Atlanta before missing the next 10 games (Dec. 13 - Jan. 3) with the same injury ... Was inactive Feb. 3 vs. New Jersey with a sore right ankle and Mar. 1 at Houston with a right elbow laceration ... Had a career-high streak of 124 consecutive minutes without a turnover between Nov. 27 - Dec. 1 ... Recorded his 2,000th career assist in the first quarter Nov. 9 at San Antonio ... **2008-09:** Averaged career highs of 12.8 points, 8.9 assists (fourth in the NBA) and 34.3 minutes in 68 games (all starts) ... Shot an NBA all-time single-season record .981 per cent (151-for-154) from the foul line ... Led the NBA in assist-per-turnover ratio (4.21) for the second consecutive year ... Paced the team in assists 58 times ... Had 28 games with 10 or more assists ... Registered 22 double-doubles, second on the team ... Missed 14 games with a strained right hamstring ... Dished a franchise and career high-tying 19 assists and scored 21 points Mar. 29 vs. Chicago ... Became the all-time franchise leader in assists (1,795) Mar. 13 vs. Detroit in logging a 20-point, 11-assist game ... Recorded 16 assists Mar. 3 at Houston ... Missed the second of two free throws Jan. 30 vs. Milwaukee, ending a team-record streak of 87 consecutive free throws dating back to the previous season - the second longest streak in NBA history ... Passed Mahmoud Abdul-Rauf for second all-time in consecutive made free throws by going four-for-four Jan. 23 at Chicago ... Missed 10-of-11 games between Jan. 4-21 with a strained right hamstring ... Registered 16 assists and 21 points Dec. 29 at Golden State ... Had a perfect shooting game connecting on eight-for-eight from the field, five-of-five from three-point range and one-for-one at the charity stripe to finish with 22 points Dec. 14 vs. New Orleans ... Tied Chauncey Billups' team record of 51 consecutive free throws Dec. 9 at Cleveland and broke the record Dec. 10 vs. Indiana ... Recorded his 1,500th career assist Dec. 5 at Utah ... Posted season highs in points (26) and minutes (44) Nov. 21 vs. New Jersey ... Missed his first game since March 21, 2007 (104 games) due to a strained right hamstring Nov. 16 vs. Miami ... Set a career-high with nine free throws Nov. 5 vs. Detroit ... Scored a game-high 25 points and added a game-best nine assists Nov. 1 at Milwaukee ... Registered first double-double of the season with a game-high 16 points and 13 assists Oct. 31 vs. Golden State ... **2007-08:** Averaged 11.2 points and a team-best 8.3 assists in all 82 regular season games ... Produced then career highs in every statistical category except field goal percentage ... Ranked fifth in the NBA in assists (8.3) ... Averaged 13.4 points, 9.1 assists and 34.4 minutes in 56 games as a starter compared to 7.4 points, 6.6 assists and 21.5 minutes in 26 games in a reserve role ... Paced the Raptors in assists a team-high 59 games ... Had 31 games with 10 or more assists ... Finished second to Chris Bosh with 25 double-doubles ... Led the NBA with a 5.38 (678/126) assist-to-turnover ratio ... Played 15 games without posting a turnover (min. 10 minutes played) ... Shot .908 (109-for-120) from the charity stripe ... Finished the season ranked 10th in the NBA in three-point percentage (.429, 79-for-184) and 18th in field goal percentage (.519, 367-for-707) ... Averaged 14.1 points and 8.4 assists, while shooting .609 FG, .514 FFG and .944 FT, in February ... Posted a season high with four three-point field goals Jan. 29 at Washington ... Recorded a double-double in nine of 11 games from Jan. 23 - Feb. 20, averaging

JOSE CALDERON

17.4 points and 10.8 assists ... Scored a season-high 24 points and added 13 assists and three steals Jan. 23 at Boston ... Recorded his 1,000th career assist Jan. 16 vs. Sacramento as part of a game-high 14-assist performance ... Played a career-high 54 minutes and scored 22 points during a double-overtime win Jan. 13 vs. Portland ... Had 16 assists and added 15 points and a season high-tying seven rebounds Dec. 21 at Seattle ... Recorded 16 assists and added 18 points Dec. 14 at Indiana ... Collected his second-consecutive double-double with an 11-point, 11-assist effort Dec. 1 at Washington ... Completed 80 consecutive minutes without a turnover (Nov. 23 - Nov. 25) with 25 assists ... Made his first start of the season Nov. 21 at Memphis, finishing with a game-high eight assists and 10 points in 40 minutes ... Collected his first double-double of the season Nov. 16 vs. Indiana with a game-high 10 assists and 15 points ... **Playoffs:** Averaged a series-best 7.0 assists, with 11.8 points in 24.0 minutes in five games ... Finished with a 5.83 assist-to-turnover ratio (35 assists/six turnovers) ... Had 18 points and set playoff career highs with four made three-point field goals, a game-high 13 assists and seven rebounds in Game 3 in Toronto ... Recorded 18 points and five assists and made three-of-five from three-point range in Game 2 at Orlando ... Dished a game-high eight assists to go with nine points and three rebounds at Orlando in Game 1 ... **2006-07:** Averaged 8.7 points and 5.0 assists, second on the team, in 77 games, with 11 starts ... Averaged 13.3 points, 8.8 assists and 33.4 minutes as a starter ... Ranked fourth in the NBA with a 3.52 assist per turnover ratio (387 assists, 110 turnovers) ... Recorded double figures in points in 30 games ... Had nine games with 10 or more assists ... Had seven double-doubles on the season ... Upped his field goal percentage to .521 (263-505) from .423 (132-312) in 2005-06 and his three-point percentage from .163 (7-43) to .333 (25-75) ... Returned to action Mar. 23 vs. Denver after missing three games with a sprained left ankle ... Had a stretch of four double-doubles in five games Jan. 27 - Feb. 7 ... Averaged 14.2 points, shooting .607 (54-89) from the field, and 9.0 assists over a 10-game stretch from Jan. 17 - Feb. 7 ... Had a season-high 24 points with 11 assists Jan. 31 vs. Washington ... Doled out a team-best 12 assists and added 16 points Jan. 9 at New Jersey ... Posted his first double-double of the season (12 points, 12 assists) Jan. 5 vs. Atlanta ... Equalled his season-high with 12 assists against the Hawks ... Made first start of the season Dec. 30 at Memphis, registering 13 points to go with three assists and three rebounds ... Returned to the lineup Dec. 22 at Portland, missing two games after he left the Dec. 17 game vs. Golden State in the fourth quarter after suffering a contusion in his left lower back ... **Playoffs:** Averaged 13.0 points, 5.3 assists (second on the team) and 30.5 minutes (third) in six appearances vs. New Jersey ... Had 12 points on a perfect six-of-six shooting from the field in Game 2 ... Contributed team highs of 25 points (most ever by a Raptors reserve) and eight assists in a Game 5 win at Air Canada Centre ... **2005-06:** Averaged 5.5 points, 2.3 rebounds, 4.5 assists (second on the team) and 23.2 minutes in 64 games, including 11 starts ... Averaged 9.0 points, 4.5 rebounds, 7.5 assists and 1.4 steals in his 11 starts ... Led the team in assists 28 times ... Finished with second-most assists for a rookie in team history (288) ... Recorded double figures in points on 10 occasions and in assists five times ... Had two point/assist double doubles ... Led the team in free-throw percentage at .848 (78-92) ... Ranked 14th in the league in assists-to-turnover ratio (2.85) ... Designated inactive for 10 games (Mar. 15-29 - left Achilles tendinitis, Dec. 30, Jan. 3, 4 - sore right heel and Dec. 18-19 - bruised right heel) ... Registered 13 points, four rebounds and a team-best 10 assists for the second double-double of his career Jan. 15 vs. New York ... Tallied 15 points, a game high-tying 11 assists and seven rebounds en route to the first double-double of his career Dec. 16 vs. Golden State ... Scored eight points and recorded career highs of nine rebounds and 13 assists in 41:34 minutes Dec. 6 at Washington ... Recorded 12 assists Nov. 13 vs. Seattle ... Scored a season-high 20 points (6-8 FG) Nov. 4 vs. New Jersey ... **2004-05:** With Tau Cerámica, finished second in the Euroleague Final Four, losing to Maccabi Tel Aviv in the championship game ... Averaged 14.5 points and 3.5 rebounds in two games during the Final Four ... Defeated Benetton in the semifinals and averaged 9.5 points and 5.0 rebounds in the two-game series ... In 39 regular season games, averaged 12.4 points, 2.6 rebounds and 3.0 assists, while shooting .567 (114-201) from the field and .823 (107-130) from the free throw line ... Netted a season-best 21 points in back-to-back games vs. Ulker and Pau-Orthez ... **2003-04:** Won the 2004 Spanish National Cup (King's Cup) with Tau Cerámica ... Averaged 8.0 points, 2.6 rebounds and 2.0 assists in a career-high 41 regular-season games ... Shot .592 (87-147) from the floor ... Averaged 7.2 points and 2.0 assists in 19 Euroleague games ... **2002-03:** Captured a silver medal with the Spanish National Team at the 2003 European Championship ... Played behind former NBA guard and European League star Elmer Bennett at point for most of the season for Tau Cerámica, but minutes increased after Bennett was sidelined by injury ... Averaged a career-high 17.5 points while shooting .857 (72-84) from the charity stripe ... In Euroleague action, averaged 7.5 points and 2.4 rebounds while shooting .405 from three-point range ... Tallied 18 points vs. Panathinaikos ... Notched six assists without a turnover in 30 minutes vs. Zalgiris Kaunas ... **2001-02:** After switching to Fuenlabrada in the ACB, saw his playing time curtailed to 18.6 minutes per game ... Averaged 9.7 points and 1.7 assists while shooting .832 from free-throw line ... **2000-01:** In his ACB debut for Lucentum Alicante, averaged 8.6 points and 25.3 minutes to help his club to the ACB championship ... **1999-2000:** Played in the LEB (lower division) for Lucentum Alicante and averaged 9.0 points and 2.1 rebounds.

PERSONAL: Is an athlete ambassador for Right To Play, an international organization that uses specially-designed sport and play programs to improve health, build life skills, and foster peace for children and communities affected by war, poverty and disease ... Captured the bronze medal with Spain at the 2000 European Under-20 Championship ... Won the gold medal at the 1998 European Junior Championship ... Owns a pig farm in Spain ... Is a fan of Real Madrid football club.

CAREER HIGHS:

Points	27, Toronto vs. San Antonio, 2/11/2008
FGM	12, Toronto vs. San Antonio, 2/11/2008
FGA	21, Toronto vs. Washington, 3/7/2008
3PM	7, Toronto at Golden State, 3/13/2010
3PA	8, Toronto at Golden State, 3/13/2010 (twice)
FTM	9, Toronto vs. Detroit, 11/5/2008
FTA	9, Toronto vs. Detroit, 11/5/2008 (twice)

Off. Rebounds	3, Toronto at Boston, 11/26/2010 (3 times)
Def. Rebounds	8, Toronto at Washington, 11/15/2011
Total Rebounds	9, Toronto at Minnesota, 1/29/2011 (3 times)
Assists	19, Toronto vs. Minnesota, 2/4/2011 (twice)
Steals	4, Toronto at Boston, 11/26/2010 (5 times)
Blocks	2, Toronto vs. Atlanta, 4/7/2009
Minutes	54, Toronto vs. Portland, 1/13/2008

JOSE CALDERON NBA STATISTICS

YEAR	TEAM	G	GS	MIN	FG	FGA	PCT	FT	FTA	PCT	OFF	DEF	REB	AST	ST	TO	BLK	PTS	AVG
05-06	Tor	64	11	1487	132	312	.423	78	92	.848	30	111	141	288	42	101	4	349	5.5
06-07	Tor	77	11	1613	263	505	.521	117	143	.818	21	113	134	387	63	110	5	668	8.7
07-08	Tor	82	56	2484	367	707	.519	109	120	.908	34	202	236	678	87	126	6	922	11.2
08-09	Tor	68	68	2333	320	644	.497	151	154	.981	16	178	194	607	74	143	7	873	12.8
09-10	Tor	68	39	1817	274	668	.482	83	104	.798	23	119	142	404	47	99	7	699	10.3
10-11	Tor	68	55	2102	262	596	.440	88	103	.854	30	172	202	605	82	148	7	669	9.8
Totals		427	240	11836	1618	3332	.486	626	716	.874	154	895	1049	2969	394	727	36	4180	9.8

Three-point field goals: 2005-06: 7-43 (.163); 2006-07: 25-75 (.333); 2007-08: 79-184 (.429); 2008-09: 82-202 (.406); 2009-10: 68-171 (.398); 2010-2011: 57-156 (.365); **Totals: 318-831 (.383).**

Personal fouls / Disqualifications: 2005-06: 93/0; 2006-07: 136/0; 2007-08: 134/0; 2008-09: 114/0; 2009-10: 135-1; 2010-11: 143/0; **Totals: 755/1.**

JOSE CALDERON NBA PLAYOFF STATISTICS

YEAR	TEAM	G	MIN	FG	FGA	PCT	FT	FTA	PCT	OFF	DEF	REB	AST	ST	TO	BLK	PTS	AVG
06-07	Tor	6	146	35	69	.507	5	6	.833	2	8	10	32	5	15	0	78	13.0
07-08	Tor	5	120	22	50	.440	5	5	1.000	4	14	18	35	1	6	0	59	11.8
Totals		11	266	57	119	.479	10	11	.909	6	22	28	77	6	21	0	137	12.5

Three-point field goals: 2006-07: 3-12 (.250); 2007-08: 10-21 (.476); **Totals: 13-33 (.394).**

Personal fouls / Disqualifications: 2006-07: 12/0; 2007-08: 15/0; **Totals: 27/0.**

JOSE CALDERON SPANISH LEAGUE STATISTICS

YEAR	TEAM	G	FG	FGA	PCT	FT	FTA	PCT	REB	AST	ST	BLK	PTS	AVG
99-00	Alicante	28	76	126	.603	57	76	.750	59	50	43	5	251	9.0
00-01	Alicante	34	87	171	.509	48	74	.649	78	48	44	9	294	8.6
01-02	Fuenlabrada	35	70	150	.467	99	119	.832	54	59	44	6	338	9.7
02-03	Tau Ceramica	37	54	107	.505	72	84	.857	77	69	36	5	649	17.5
03-04	Tau Ceramica	41	87	147	.592	61	75	.813	106	84	53	8	326	8.0
04-05	Tau Ceramica	39	114	201	.567	107	130	.823	100	117	55	1	482	12.4
Totals		214	488	902	.541	444	558	.796	474	427	275	34	2340	10.9

Three-point field goals: 1999-2000: 14-39 (.359); 2000-01: 24-67 (.358); 2001-02: 33-94 (.351); 2002-03: 26-69 (.377); 2003-04: 29-81 (.358); 2004-05: 49-108 (.454); **Totals: 175-458 (.382).**

JOSE CALDERON EUROLEAGUE STATISTICS

YEAR	TEAM	G	FG	FGA	PCT	FT	FTA	PCT	REB	AST	ST	BLK	PTS	AVG
02-03	Tau Ceramica	17	30	58	.517	28	32	.875	41	23	19	2	127	7.5
03-04	Tau Ceramica	19	24	46	.522	44	53	.830	27	38	21	4	137	7.2
04-05	Tau Ceramica	22	51	92	.554	58	69	.841	75	58	32	0	256	11.6
Totals		58	105	196	.536	130	154	.844	143	119	72	6	520	9.0

Three-point field goals: 2002-03: 13-32 (.406); 2003-04: 15-37 (.405); 2004-05: 32-76 (.421); **Totals: 60-145 (.414).**

FOLLOW JOSE CALDERON

WEBSITE - www.josemanuelcalderon.com

TWITTER - @josemcalderon8



SCAN HERE
FOR UPDATED STATS



#25

ANTHONY
CARTER

POSITION: G HEIGHT: 6-2

WEIGHT: 195 BORN: JUNE 16, 1975

COLLEGE: HAWAII

NBA EXPERIENCE: 12

HOW ACQUIRED: Signed as a free agent December 9, 2011.

CAREER TRANSACTIONS: August 6, 1999: Signed as a free agent by Miami; July 30, 2003: Signed as a free agent by San Antonio; December 5, 2003: Waived by San Antonio; October 4, 2004: Signed as a free agent by Minnesota; October 2, 2006: Signed as a free agent by Denver; October 25, 2006: Waived by Denver; April 13, 2007: Signed for the remainder of the season by Denver; August 29, 2007: Waived by Denver; August 31, 2007: Re-signed as a free agent by Denver; July 9, 2008: Re-signed as a free agent by Denver; August 14, 2009: Re-signed as a free agent by Denver; July 15, 2010: Re-signed as a free agent by Denver; February 22, 2011: Traded by Denver with guard Chauncey Billups and forwards Carmelo Anthony, Renaldo Balkman and Sheldon Williams to New York for guard Raymond Felton, forwards Danilo Gallinari and Wilson Chandler, centre Timofey Mozgov, a 2014 first-round draft pick; 2012 and 2013 second-round picks and cash; December 12, 2011: Signed as a free agent by Toronto.

CONTRACT STATUS: Signed through 2011-12 season.

2010-11 SEASON: Split the season between Denver and New York ... Came to the Knicks at the February trade deadline ... Played in 14 games for the Nuggets and 19 for the Knicks ... Overall on the season, came off the bench in 33 games to average 3.3 points, 2.1 assists and 14.0 minutes ... As a Knick, came off the bench in 19 games with averages of 4.4 points on 35-76 FG (.461) in 16.3 minutes ... Logged 20-plus minutes twice with New York ... Had five games with at least four assists ... Appeared in eight straight games, Feb. 27 - Mar. 10; was a DNP (CD) in seven straight from Mar. 13-23, then saw action in each of the season's final 11 games (Mar. 25 - Apr.13) ... Came off the bench in 14 games for Denver, averaging 1.9 points in 10.9 minutes ... Posted a season-high 10 points (4-5 FG, 2-3 3FG) in 15 minutes Mar. 6 at Atlanta ... Had a perfect shooting night for eight points (3-3 FG, 2-2 3FG) in a season-high 22 minutes against Cleveland on Mar. 4 ... Dished off a season-best six assists in 17 minutes versus the Raptors on Apr. 5.

PROFESSIONAL CAREER: Has appeared in 599 regular season games (181 starts) in his 12-year NBA career with averages of 4.9 points, 2.1 rebounds, 3.9 assists and 20.0 minutes ... Has seen action in 39 postseason contests, averaging 4.5 points, 2.5 rebounds, 3.2 assists and 18.0 minutes ... **2009-10:** Appeared in 54 games (seven starts), averaging 3.3 points, 3.0 assists, 1.6 rebounds and 0.72 steals in 15.9 minutes ... Had one double-figure scoring game and one double-figure assist game ... Recorded six points, seven assists and three rebounds at Memphis on Mar. 13 ... Scored a season-high 12 points (6-9 FG) to go along with seven assists, three rebounds and two steals vs. Indiana on Mar. 5 ... Posted a season-high 12 assists, four points and three rebounds on Mar. 3 vs. Oklahoma City ... Pulled down a season-high-tying five rebounds at Sacramento on Jan. 9 ... Notched eight points (2-3 3FG), three rebounds, seven assists and a season-high four steals in a season-high 34 minutes Dec. 20 at Memphis ... Missed two games (Nov. 13-17) due to a left hip strain ... Drew a DNP-CD 26 times ... **Playoffs:** Was scoreless with three assists in one outing against Utah ... **2008-09:** Saw action in 78 games, starting five times ... Averaged 5.3 points, 4.7 assists, 2.6 rebounds and 1.23 steals in 22.9 minutes ... Scored in double figures 12 times, including one game of 20 points ... Had six double-digit assist efforts - all but one of which came in a reserve role ... Led the Nuggets in assists in 21 games and in scoring one ... Ranked ninth in both assists per 48 minutes (9.8) and steals per 48 minutes (2.58) ... Tied for 25th in steals per game and for 30th in assists per game ... Had the highest assist average for any player in the NBA averaging fewer than 27.0 minutes ... Registered a season-high 13 assists vs. Golden State on Mar. 28 ... Corralled a career-high nine rebounds Nov. 29 at Minnesota ... Talled 11 assists and a season-high five steals at Golden State on Nov. 5 ... Scored a season-high 20 points (8-9 FG) vs. L.A. Lakers on Nov. 1 ... **Playoffs:** Appeared in all 16 games during the Nuggets' run to the Western Conference Finals, averaging 2.8 points, 2.1 assists and 2.0 rebounds in 14.3 minutes ... Pitched in seven points (3-4 FG) in Game 5 of the Conference Finals at L.A. Lakers on May 27 ... Registered 12 points (6-8 FG), four assists, three rebounds and two steals in 22 minutes May 3 during Game 1 of the West Semifinals vs. Dallas ... **2007-08:** Appeared in 70 games, averaging career highs in nearly every statistical category: points (7.8), assists (5.5), rebounds (2.9), steals (1.54), blocks (0.40), minutes (28.0), FG percentage (.458), 3FG percentage (.349) and FT percentage (.753) ... Logged a career-high 1,960 minutes ... Ranked 18th in the NBA in assists, 14th in steals and 12th in assist-to-turnover ratio (3.13-to-1) ... Started the last 67 games ... Recorded four double-doubles ... Dished out 14 assists without scoring a single point at L.A. Lakers on Jan. 21, becoming the first NBA player to tally at least 14 assists while going scoreless in nearly 15 years ... Equaled his career-high with 21 points vs. Orlando on Jan. 1 ... Made the game-winning 15-foot jumper with 0.8 seconds remaining in double-overtime vs. Houston on Dec. 20 ... Missed the first 12 games of the season due to a 3rd metacarpal fracture in his right hand ... **Playoffs:** Played in all four games, starting once ... Averaged 2.0 points, 3.5 assists and 2.5 rebounds in 15.3 minutes ... **2006-07:** Signed with the Nuggets in mid-April after playing in Italy ... Averaged 3.0 points, 5.5 assists and 1.5 rebounds in two games ... Was inactive for two games (Apr. 13-14) ... Averaged 4.0 points and 1.8 assists in four games with the Nuggets during the preseason before being waived on Oct. 20 ... Signed with Lega Scafati Basket in the Italian League in January ... Appeared in 11 games, averaging 12.7 points, 3.6 rebounds and 4.4 assists ... **Playoffs:** Appeared in one game vs. San Antonio, scoring eight points and dishing out two assists in 14 minutes ... **2005-06:** Appeared in 45 games, averaging 3.3 points and 2.2 assists ... Missed the season's final eight contests due to a sore right foot, and also drew 29 DNP-CDs ... Started eight games in a row before a Feb. 26 DNP-CD vs. Memphis; averaged 6.3 points, 5.1 assists and 21.0 minutes as a starter ... Led the Wolves in assists on seven occasions ... Added 10 points and three steals Feb. 15 vs. Seattle, one of six double-digit games ... Netted 10 points in a season-high 27 minutes Feb. 13 vs. Toronto ... Attempted a career-high 10 FT Feb. 11 vs. New Orleans/Oklahoma City ... Grabbed a season-high five rebounds Dec. 7 at Portland ... Netted a season-high 11 points in back-to-back games, Nov. 7 vs. the L.A. Clippers and Nov. 5 at the Clippers ... Dealt six assists Nov. 2 vs. Portland ... **2004-05:** Played in 66 games with Minnesota, averaging 2.7 points, 2.4 assists and 11.2 minutes ... Started 12 times, with the Wolves going 8-4 in those contests ... Scored in double figures five times ... Talled 13 points April 20 vs. San Antonio, tying his season best (Jan. 8 at Washington, Jan. 19 at the Lakers) ... Led Minnesota in assists on nine occasions, including a nine-assist effort Mar. 8 vs. Charlotte ... Registered 13 assists and a career-high four blocks Mar. 4 vs. Milwaukee ... **2003-04:** Averaged 4.4 points, 2.4 assists and 2.2 rebounds in five games for the Spurs before having his contract bought out on December 5 ...

ANTHONY CARTER

2002-03: Appeared in 49 games (26 starts) for Miami, averaging 4.1 points, 4.1 assists and 1.7 rebounds while playing 18.6 minutes ... Led the team in assists ... Registered a career-high 15 assists on March 25 at Minnesota ... **2001-02:** Appeared in 46 games (18 starts) ... Averaged 4.3 points, 4.7 assists, 2.5 rebounds and 1.09 steals while playing 22.8 minutes ... As a starter, averaged 6.3 points, 7.1 assists, 3.4 rebounds and 1.28 steals ... Handed out a season-high 14 assists on Nov. 24 at Cleveland ... **2000-01:** Averaged 6.4 points, 3.7 assists, 2.5 rebounds and 1.01 steals while playing 22.6 minutes in 72 games (six starts) ... Scored in double-figures 16 times, with a season-best 19 points on Feb. 21 against Phoenix... **Playoffs:** Averaged 6.0 points and 3.7 assists in three games for the Heat ... **1999-2000:** Appeared in 79 games as a rookie (30 starts), averaging 6.3 points, 4.8 assists, 2.5 rebounds and 1.18 steals while logging 23.5 minutes ... Led the team in assists 27 times, dealing a season-high 13 on Jan. 11 at Minnesota ... Equalled his career high with 21 points on Dec. 29 at Orlando ... **Playoffs:** Averaged 7.7 points, 5.6 assists and 4.0 rebounds in 10 contests.

COLLEGE CAREER: Averaged 18.4 points, 7.0 assists and 4.5 rebounds in two seasons at the University of Hawaii after playing his first two seasons at Saddleback Community College in California ... Averaged 18.2 points, 7.3 assists and 5.2 rebounds as a senior ... Named Honorable Mention All-America by the Associated Press ... As a junior, averaged 18.7 points, 6.6 assists and 3.7 rebounds ... Named to the WAC All-Newcomer and All-Defensive teams.

PERSONAL: Has two sons, Joshua and Devin ... Married the former Cassie Burns, August 12, 2005 in Hawaii ... Through the "Digging For Hope, Water For Life" project, he and his wife raised more than \$25,000 to build two wells to provide clean water for a village in the Democratic Republic of Congo ... Enjoys restoring vintage cars ... Donated \$100,000 to the University of Hawaii in February of 2002 to create the Anthony Carter Men's Basketball Scholarship Fund ... National spokesperson for the "I Have a Dream" organization, which serves disadvantaged youths.

CAREER HIGHS:

Points	21, Denver vs. Orlando 1/11/2008 (twice)	Off. Rebounds	4, Denver at Sacramento, 12/28/2009 (twice)
FGM	9, Denver at Memphis, 1/30/2008 (4 times)	Def. Rebounds	8, Denver at Minnesota, 11/29/2008
FGA	16, Denver vs. Orlando 1/11/2008 (twice)	Total Rebounds	9, Denver at Minnesota, 11/29/2008
3PM	4, Denver at Dallas, 1/27/2008	Assists	15, Denver vs. Philadelphia, 1/6/2008 (twice)
3PA	6, Denver at Dallas, 1/27/2008	Steals	6, Denver vs. Phoenix, 4/1/2008
FTM	8, Minnesota vs. Detroit, 1/24/2005	Blocks	4, Denver vs. Milwaukee, 3/4/2005
FTA	10, Minnesota vs. New Orleans, 2/11/2006 (twice)	Minutes	45, Miami vs. Chicago, 1/18/2000



ANTHONY CARTER NBA STATISTICS

YEAR	TEAM	G	GS	MIN	FG	FGA	PCT	FT	FTA	PCT	OFF	DEF	REB	AST	ST	TO	BLK	PTS	AVG
99-00	Mia	79	30	1859	201	509	.395	93	124	.750	48	151	199	378	93	173	5	498	6.3
00-01	Mia	72	6	1630	195	480	.406	65	103	.631	46	134	180	268	73	119	10	461	6.4
01-02	Mia	46	18	1050	89	260	.342	19	36	.528	19	98	117	214	50	72	3	198	4.3
02-03	Mia	49	26	912	83	233	.356	22	50	.660	12	71	83	203	45	81	5	199	4.1
03-04	SA	5	2	87	11	37	.297	0	0	—	2	9	11	12	4	12	0	22	4.4
04-05	Min	66	12	742	72	177	.407	35	51	.686	12	57	69	161	35	62	18	181	2.7
05-06	Min	45	8	589	53	137	.387	40	55	.727	9	53	62	101	24	40	9	150	3.3
06-07	Den	2	0	37	3	8	.375	0	0	—	0	3	3	11	0	6	1	6	3.0
07-08	Den	70	67	1960	218	476	.458	64	85	.753	27	173	200	288	108	124	28	545	7.8
08-09	Den	78	5	1787	167	386	.433	57	78	.731	40	165	205	364	96	155	13	412	5.3
09-10	Den	54	7	859	76	181	.420	11	13	.846	17	72	89	160	39	58	13	180	3.3
10-11	Den-NY	33	0	463	45	106	.533	8	8	.1000	7	44	51	69	27	39	6	110	3.3
Totals		599	181	11977	1213	2990	.406	425	603	.705	239	1030	1269	593	111	941	111	2962	4.9

Three-point field goals: 1999-2000: 3-23 (.130); 2000-01: 6-40 (.150); 2001-02: 1-19 (.053); 2002-03: 0-8; 2003-04: 0-3; 2004-05: 2-17 (.118); 2005-06: 4-15 (.267); 2006-07: 0-2; 2007-08: 45-129 (.349); 2008-09: 21-88 (.239); 2009-10: 17-63 (.270); 2010-11: 12-40 (.300); **Totals: 111-447 (.248).**

Personal fouls / Disqualifications: 1999-2000: 167/0; 2000-01: 154/1; 2001-02: 85/2; 2002-03: 70/0; 2003-04: 9/0; 2004-05: 88/2; 2005-06: 71/0; 2006-07: 4/0; 2007-08: 172/2; 2008-09: 142/0; 2009-10: 72/0; 2010-11: 49/0; **Totals: 1083/5.**

ANTHONY CARTER NBA PLAYOFF STATISTICS

YEAR	TEAM	G	MIN	FG	FGA	PCT	FT	FTA	PCT	OFF	DEF	REB	AST	ST	TO	BLK	PTS	AVG
99-00	Mia	10	275	32	77	.416	12	16	.750	8	32	40	56	12	23	2	77	7.7
00-01	Mia	3	69	9	19	.474	0	0	—	0	6	6	11	2	10	1	18	6.0
06-07	Den	1	14	4	4	.1000	0	1	.000	0	1	1	2	0	1	0	8	8.0
07-08	Den	4	61	4	14	.286	0	0	—	2	8	10	14	1	3	1	8	2.0
08-09	Den	16	228	20	49	.408	2	4	.500	11	21	32	34	15	11	1	44	2.8
09-10	Den	1	7	0	3	.000	0	0	—	0	0	0	3	0	0	0	0	0.0
10-11	NY	4	48	8	15	.533	2	2	.1000	2	6	8	6	2	4	1	19	4.8
Totals		39	70	77	179	.430	16	23	.696	23	74	97	126	32	52	6	174	4.5


Three-point field goals: 1999-2000: 1-6 (.167); 2000-01: 0-1 (.000); 2006-07: 0-0; 2007-08: 0-5 (.000); 2008-09: 2-12 (.167); 2009-10: 0-0; 2010-11: 1-3 (.333); **Totals: 4-27 (.148).**

Personal fouls / Disqualifications: 1999-2000: 22/0; 2000-01: 9/0; 2006-07: 2/0; 2007-08: 6/0; 2008-09: 27/0; 2009-10: 0/0; 2010-11: 1/0; **Totals: 67/0.**

FOLLOW ANTHONY CARTER



SCAN HERE
FOR UPDATED STATS



#32

ED
DAVIS

POSITION: F HEIGHT: 6-10

WEIGHT: 232 BORN: JUNE 5, 1989

COLLEGE: NORTH CAROLINA

NBA EXPERIENCE: 1

HOW ACQUIRED: First-round draft choice (13th overall) by Toronto in 2010.

CONTRACT STATUS: Signed through 2012-13 season, with a team option for the following season.

2010-11 SEASON: Averaged 7.7 points, 7.1 rebounds and 24.6 minutes in 65 games (17 starts) ... Averaged 10.5 points, 8.2 rebounds and 32.0 minutes in 17 games as a starter ... Led the team with 13 double-doubles ... Paced the club on the boards in 18 contests and in scoring in three games ... Tied for team lead with 17 games of 10 or more rebounds ... Ranked first among all rookies in field goal percentage (.576), fourth in rebounds (7.1) and third in blocks (1.03) ... Field goal percentage was a franchise rookie best ... Averaged 12.9 points, 9.0 rebounds and 1.0 blocks in eight games during April ... Totaled 15 points with 11 rebounds at Milwaukee on Apr. 11 ... Recorded a season-high 22 points and game-high 13 rebounds Apr. 5 at New York ... Averaged 8.4 points and 7.6 rebounds during 14 games in March ... Scored 21 points Mar. 26 at L.A. Clippers ... Grabbed a career-high 15 rebounds Mar. 5 at New Jersey ... Averaged 6.7 points, 7.6 rebounds and shot .642 (34-of-53) from the field during 11 games in February ... Tied a Raptors rookie record with 10+ rebounds in three straight games (Feb. 11-16) ... Collected 14 rebounds and scored 13 points for his fifth double-double Feb. 13 vs. L.A. Clippers ... Averaged 7.2 points, 6.6 rebounds and shot .662 (53-for-80) from the field during 17 games in January ... Earned his fourth double-double Jan. 29 at Minnesota with team highs of 15 points and 11 rebounds ... Blocked a career-high five shots Jan. 24 vs. Memphis ... Pulled down 12 rebounds Jan. 17 at New Orleans ... Led the team with 17 points Dec. 28 at Dallas ... Made his first career start Dec. 15 vs. Chicago, playing 32 minutes and recording his first career double-double with 10 points and 10 rebounds ... Made his NBA debut Dec. 1 vs. Washington and contributed 11 points and six rebounds in 24 minutes of action ... Assigned to the Erie BayHawks of the NBA D-League on Nov. 15 ... Placed on the inactive list Oct. 27 vs. New York ... Missed all eight preseason games ... Underwent arthroscopic surgery September 21 to repair a meniscus tear to his right knee ... Participated with the Raptors' entry in the 2010 Las Vegas Summer League ... Finished third on the team in scoring (12.6) and second in rebounds (6.0) ... Tied for the team lead with nine blocks ... Scored 17 points, grabbed seven rebounds and swatted five shots in his final game vs. Sacramento ... Had 15 points and eight rebounds during his professional debut vs. Phoenix ... **NBA D-League:** Averaged 10.0 points, 5.0 rebounds and 3.0 blocks in two games ... Contributed 10 points, five rebounds and four blocks Nov. 28 at Fort Wayne ... Recorded 10 points, five rebounds and two blocks in 18 minutes off the bench Nov. 26 at Fort Wayne.

COLLEGE CAREER: Played two seasons at North Carolina and was part of the Tar Heels' 2009 National Championship team ... Became the third-fastest Tar Heel to block 100 shots (51 games) behind Rasheed Wallace (47) and Sam Perkins (50) ... Led the team his sophomore year averaging 8.4 rebounds and shooting .578 (111-for-192) from the field ... Suffered a season-ending injury Feb. 10 with a broken lunate bone in his left wrist during a game vs. Duke ... Shot .500 or better from the floor in 18-of-23 games and reached double figures in scoring 17 times ... Had a season-high 22 points Dec. 1, 2009 vs. Michigan State ... Grabbed a career-high 16 rebounds Jan. 4, 2010 at College of Charleston and again Feb. 7, 2010 at Maryland ... Selected to the ACC All-Freshman team in 2009 ... Appeared in all 38 games and finished second on the team with 6.5 rebounds ... Ranked second among ACC freshmen in rebounds and blocks ... Scored 11 points and grabbed eight rebounds during the National Championship game vs. Michigan State ... Averaged 8.0 points and 6.5 boards at the ACC Tournament in Tampa ... Averaged 8.2 points, 5.5 rebounds and shot .571 (20-for-35) from the floor in six NCAA Tournament games.

HIGH SCHOOL CAREER: Led Benedictine High School to a pair of Virginia State Championships ... Averaged 22.0 points, 14.0 rebounds and seven blocks during his senior year ... Named 2008 Mr. Basketball in Virginia by the *Roanoke News* ... Played in the 2008 McDonald's All-American game and 11 points and six rebounds ... Averaged 18.5 points, 13.2 rebounds and 4.4 blocks as a junior ... Led Benedictine to a 29-3 record and a state championship ... Played first two years at Mechanicsville (Va.) Hanover High School.

PERSONAL: Son of Angela Jones and Terry Davis ... Father, Terry, played 10 seasons (1989-2001) in the NBA with Miami, Dallas, Denver and Washington.

ED DAVIS

CAREER HIGHS:

Points	22, Toronto at New York, 4/5/2011	Off. Rebounds	7, Toronto at New York, 4/5/2011 (4 times)
FGM	10, Toronto at New York, 4/5/2011	Def. Rebounds	10, Toronto vs. Miami, 2/16/2011
FGA	14, Toronto vs. New Jersey, 4/10/2011 (twice)	Total Rebounds	15, Toronto at New Jersey, 3/5/2011
3PM	None	Assists	3, Toronto at LA Clippers, 3/26/2011 (twice)
3PA	None	Steals	3, Toronto vs. Charlotte, 3/13/2011 (3 times)
FTM	8, Toronto at Golden State, 3/25/2011	Blocks	5, Toronto vs. Memphis, 1/24/2011
FTA	12, Toronto at Golden State, 3/25/2011	Minutes	40, Toronto at Milwaukee, 4/11/2011 (3 times)

ED DAVIS NBA STATISTICS

YEAR	TEAM	G	GS	MIN	FG	FGA	PCT	FT	FTA	PCT	OFF	DEF	REB	AST	ST	TO	BLK	PTS	AVG
10-11	Tor	65	17	1602	215	373	.576	71	128	.555	169	294	462	40	39	127	67	501	7.7
Totals		65	17	1602	215	373	.576	71	128	.555	169	294	462	40	39	127	67	501	7.7

Three-point field goals: 2010-11: 0-0; Totals: 0-0.

Personal fouls / Disqualifications: 2010-11: 183/0; Totals: 183/0.

ED DAVIS NBADL STATISTICS

YEAR	TEAM	G	GS	MIN	FG	FGA	PCT	FT	FTA	PCT	OFF	DEF	REB	AST	ST	TO	BLK	PTS	AVG
10-11	Erie	2	0	35	7	12	.583	6	6	.1000	2	8	10	1	0	4	6	20	10.0
Totals		2	0	35	7	12	.583	6	6	.1000	2	8	10	1	0	4	6	20	10.0

Three-point field goals: 2010-11: 0-0; Totals: 0-0.

Personal fouls / Disqualifications: 2010-11: 1/0; Totals: 1/0.


FOLLOW ED DAVIS

TWITTER - @eddavis32



SCAN HERE
FOR UPDATED STATS





#10

DEMAR
DEROZAN

POSITION: G HEIGHT: 6-7

WEIGHT: 220 BORN: AUG. 7, 1989

COLLEGE: USC

NBA EXPERIENCE: 2

HOW ACQUIRED: First-round draft choice (ninth overall) by Toronto in 2009.
CONTRACT STATUS: Signed through 2012-13 season.

2010-11 SEASON: Was the only Raptor to appear and start all 82 games ... Ranked second on the team in scoring (17.2) and third among all sophomores ... Had the biggest scoring increase among all sophomores and third in the NBA (8.6 to 17.2) ... Led the team in scoring 17 times ... Had a team-best 68 games scoring in double figures ... Shot .880 (117-of-133) from the foul line after the All-Star break ... Led all sophomores in free throws made and attempted (327-of-402) ... Led the team in steals with 85 ... Averaged 23.1 points, 4.9 rebounds and 40.0 minutes during eight games in April ... Scored 17+ points in nine straight games (Mar. 30 - Apr. 13) to end the season ... Finished with 36 points and a career-high 10 rebounds for his first career double-double Apr. 5 at New York ... Averaged 18.7 points, 4.0 rebounds and shot .873 (48-for-55) at the free-throw line during 14 games in March ... Scored 14+ points in 16 consecutive games (Feb. 2 - Mar. 11) ... Recorded back-to-back 30-point games (Mar. 4-5) for the first time in his career ... Tied a career best with five assists in a career-high 54 minutes Mar. 5 at New Jersey ... Scored 14 points in 22 minutes as a starter for the Sophomore Team in the T-Mobile Rookie Challenge & Youth Jam at All-Star Weekend in Los Angeles ... Also competed in the Sprite Slam Dunk contest on All-Star Saturday Night ... Averaged 18.5 points, 3.9 rebounds and shot .442 (123-for-278) from the field during 17 games in January ... Scored 20+ points in six of seven games (Jan. 17-26) ... Finished with a game-high 29 points Jan. 26 vs. Philadelphia ... Matched a then career high with nine rebounds and tied a career-best two blocks Jan. 24 vs. Memphis ... Led the team in scoring four consecutive games (Jan. 17-22), averaging 24.3 points ... Scored 30 points and tied career highs in field goals made and attempted (13-of-25) Jan. 22 at Miami ... Recorded a career-high four steals Jan. 19 at San Antonio ... Set a career-high with 13 field goals made Jan. 9 vs. Sacramento ... Scored a team-best 27 points Jan. 2 vs. Boston while attempting a career-high 25 field goal ... Set career highs in points (37) and free throws made (13) Dec. 31 at Houston; also tied a career high for free throw attempts with 14 against the Rockets ... Shot a perfect 11-of-11 from the foul line Dec. 19 vs. L.A. Lakers, tying a then career high for free throws made ... Recorded back-to-back 20-point games for the first time in his career at Orlando and Miami (Nov. 12-13) ... Set a then career high with 26 points, while adding seven rebounds Nov. 12 at Orlando ... Scored 24 points and tied a career high with 14 free-throw attempts Nov. 1 at Sacramento ... Helped lead the Raptors to a 5-0 mark at the 2010 Las Vegas Summer League ... Was named to the All-Tournament Team ... Averaged 21.0 points, third in the League, and 4.5 rebounds ... Shot .580 (29-50) from the field ... Had three games of 20+ points, with a high of 23 against Houston and New York.

PROFESSIONAL CAREER: Has averaged 13.0 points, 3.4 rebounds and 28.4 minutes in 159 games (147 starts) ... Participated in the Sprite Slam Dunk contest at the 2011 and 2010 All-Star Games ... **2009-10:** Averaged 8.6 points and 2.9 rebounds during 77 appearances ... Became the fourth rookie to start on opening night for Toronto, joining Damon Stoudamire (1995), Vince Carter (1998) and Joey Graham (2005) ... Started 65 consecutive games to begin the season, averaging 8.5 points and 3.0 rebounds in those games ... Ranked third in franchise history with 65 starts during a rookie campaign ... Ranked 13th among NBA rookies in points (8.9) and fifth in field goal percentage (.498) ... Led the team in scoring and rebounding three times each ... Set career highs in points (24), field goals (9), rebounds (14) and minutes (38) during the season finale Apr. 14 vs. New York ... Came off the bench for the first time Mar. 26 vs. Denver and led the reserves in scoring with 15 points ... Won the inaugural NBA All-Star Dunk-In by defeating L.A. Clippers guard Eric Gordon during halftime of the T-Mobile Rookie Challenge & Youth Jam at All-Star Weekend in Dallas ... Advanced to the Sprite Slam Dunk contest where he finished second to New York's Nate Robinson ... Missed five games (Jan. 27 - Feb. 3) with a sprained right ankle ... Led the team with 21 point Dec. 2 at Atlanta ... Scored eight points and grabbed five rebounds in 24 minutes during his NBA debut Oct. 28 vs. Cleveland ... Participated with the Raptors' entry in the 2009 Las Vegas Summer League ... Finished second on the team in scoring at 17.0 and third in rebounds at 4.8 ... Started all five games, scoring in double figures in each ... Had a high of 20 points three times: vs. Detroit, Phoenix and Milwaukee ... Had a high of six rebounds against Portland and Milwaukee.

COLLEGE CAREER: Played one season at the University of Southern California ... Ranked third on the Trojans in points (13.6), second in rebounds (5.7), third in assists (1.5) and second in field-goal percentage (.523, eighth-best in the Pac-10) ... Started all 35 games, scoring in double figures 28 times and posting four double doubles ... Earned first-team Pac-10 All-Freshman honours and was named Pac-10 Tournament MVP ... His 485 points ranked third all-time in school history for a freshman and his 201 rebounds ranked fourth ... Averaged 19.8 points in USC's five postseason games ... Scored a career-high 25 points on 10-for-16 shooting to lead USC to a win over Arizona State in the Pac-10 Tournament final ... Totalled 21 points, along with a career-high 13 rebounds, against UCLA in the tournament semifinal ... Had second double-double Feb. 15 at Arizona State with 16 points and 10 rebounds ... Scored 22 points (19 in the second half) on 8-for-13 shooting vs. Arizona State on Jan. 15 ... Registered first career double-double with 14 points and a regular season-best 12 rebounds Jan. 2 at Oregon ... Totalled 18 points vs. Oral Roberts on Dec. 28 ... Had 18 points (8-11 FG) with six rebounds vs. North Dakota State on Dec. 20 ... Scored 14 points and added two steals in the opener vs. UC Irvine on Nov. 15.

HIGH SCHOOL CAREER: Was named a 2007-08 McDonald's All-American, 2007-08 Best in the West First Team selection and second-leading vote getter, 2008 Parade All-American First Team selection and a L.A. Times All-Star ... Shared the 2008 Southern California Interscholastic Basketball Coaches Association I-AA Player of the Year honours, was named to the California All-State team and was named Moore League MVP ... Ranked as the 2008 No. 1 high school senior basketball player by Draft Express, No. 2 by HoopScoopOnline, No. 3 by Rivals.com, No. 4 by HoopsReport.com, No. 6 by ScoutHoops.com (No. 1 small forward), No. 6 in Sports Illustrated's Tackle Top 25 and No. 8 by ESPN.com ... Averaged 29.2 points, 7.9 rebounds, 3.9 assists and 3.0 steals in leading Compton High to a 24-6 record and its second consecutive Moore League championship ... Scored 30 or more points 12 times, with a high game of 47 in a 100-88 win vs. Gahr on Dec. 27, 2007 ... Had 45 points vs. J. Serra on Dec. 15, 2007 ... As a junior, averaged 22.3 points, 7.8 rebounds, 3.0 assists and 3.2 steals to lead Compton to a 26-7 record and the Moore League championship ... Averaged 22.6 points and 8.4 rebounds as a sophomore and 26.1 points and 8.4 rebounds as a freshman.

DEMAR DEROZAN

PERSONAL: Son of Frank and Diane ... First dunked a basketball in sixth grade ... Captured the Slam Dunk competition at the McDonald's All-America game, getting perfect scores on his last two dunks ... In his final dunk labeled "tap the baby," he bounced the ball off the glass, tapped the board with one hand and dunked with the other ... Scored 10 points on 5-for-10 shooting for the West squad at the McDonald's All-America game ... Was also named to USA TODAY's 2008 All-USA Second Team and invited to play in the Jordan Brand Classic at Madison Square Garden ... Scored a team-high 17 points to help lead Team USA to a 98-78 win vs. the World Select Team at the 11th Annual Nike Hoop Summit in Portland in April 2008.

CAREER HIGHS:

Points	37, Toronto at Houston, 12/31/2010	Off. Rebounds	4, Toronto vs. Utah, 3/9/2011 (twice)
FGM	13, Toronto at New York, 4/5/2011 (3 times)	Def. Rebounds	9, Toronto at New York, 4/5/2011 (twice)
FGA	27, Toronto at New York, 4/5/2011	Total Rebounds	10, Toronto at New York, 4/5/2011
3PM	1, Toronto at New York, 4/5/2011 (9 times)	Assists	5, Toronto at New Jersey, 3/5/2011 (twice)
3PA	3, Toronto at Philadelphia, 4/8/2011 (5 times)	Steals	4, Toronto vs. Milwaukee, 1/28/2011 (twice)
FTM	13, Toronto at Houston, 12/31/2010	Blocks	2, Toronto at Indiana, 1/31/2011 (6 times)
FTA	14, Toronto at Houston, 12/31/2010 (3 times)	Minutes	54, Toronto at New Jersey, 3/5/2011

DEMAR DEROZAN NBA STATISTICS

YEAR	TEAM	G	GS	MIN	FG	FGA	PCT	FT	FTA	PCT	OFF	DEF	REB	AST	ST	TO	BLK	PTS	AVG
09-10	Tor	77	65	1664	255	512	.498	148	194	.763	66	157	223	53	43	62	18	662	8.6
10-11	Tor	82	82	2851	539	1154	.467	327	402	.813	75	240	315	148	85	114	31	1410	17.2
Totals		159	147	4514	794	1666	.477	475	596	.797	141	397	538	201	128	206	49	2072	13.0

Three-point field goals: 2009-10: 4-16 (.250); 2010-11: 5-52 (.096); Totals: 9-68 (.132).

Personal fouls / Disqualifications: 2009-10: 176/0; 2010-11: 217/0; Totals: 393/0.


FOLLOW DEMAR DEROZAN

TWITTER - @DeMar_DeRozan



**SCAN HERE
FOR UPDATED STATS**





#3

GARY
FORBES

POSITION: F HEIGHT: 6-7

WEIGHT: 220 BORN: FEB. 25, 1985

COLLEGE: MASSACHUSETTS

NBA EXPERIENCE: 1

HOW ACQUIRED: Signed as a free agent by Toronto on December 14, 2010.

CAREER TRANSACTIONS: September 27, 2010: Signed as a free agent by Denver; December 11, 2010: Signed an offer sheet with Toronto; December 14, 2010: Signed as a free agent by Toronto.

CONTRACT STATUS: Signed through 2012-13 season.

2010-11 SEASON: Appeared in 63 games with Denver, making 11 starts ... Averaged 5.2 points and 1.8 rebounds in 12.6 minutes during his rookie season ... Drew a DNP-CD 19 times ... Tallied 17 points in a career-best 42 minutes in the season-finale on Apr. 13 at Utah ... Recorded 15 points, four rebounds and three assists in 31 minutes vs. Golden State on Apr. 11 ... Registered 10 points, five rebounds and a season-high four assists in 34 minutes vs. Minnesota on Apr. 9 ... Scored 14 points in 17 minutes Mar. 21 vs. Toronto ... Grabbed a career high-tying nine rebounds in 21 minutes Mar. 10 at Phoenix ... Notched a career-high three assists in 13 minutes vs. Charlotte on Mar. 2 ... Recorded a career-high four steals vs. Cleveland on Jan. 15 ... Tallied 11 points vs. Sacramento on Jan. 1 ... Notched 15 points (7-8 FG), six rebounds and two steals in 24 minutes at Toronto on December 10 ... Recorded 15 points (5-8 FG) vs. Phoenix on Nov. 28 ... Registered a career-high 19 points (8-13 FG, 3-3 3FG) and a career-high nine rebounds vs. New York on Nov. 16 ... Totalled 12 points (6-12 FG), three rebounds and two assists in his first career start vs. Dallas on Nov. 3.

PROFESSIONAL CAREER: A native of Colon, Panama, Forbes scored 39 points to lead his country to a victory over Canada in the FIBA Americas Championship 2010 ... Averaged 16.6 points and 5.0 rebounds in eight games for Panama ... Averaged 17.8 points as a member of the Panama National Team in the FIBA Americas Championship 2007 ... **2009-10:** Saw action in the Philippine Basketball Association (PBA), Venezuela-LPB, Italy-SerieA and Israel Premier League ... Played two games with the Talk N Text Tropang Texters in the PBA, averaging 27.5 points and 5.0 rebounds ... Averaged 15.4 points, 3.0 assists and 3.2 steals in five games with Trotamundos de Carabobo in the LPB ... Appeared in 15 games with Vanoli Cremona (SerieA) and averaged 13.3 points and 4.3 rebounds ... Made nine appearances with Ironi Ramat-Gan from the Israeli Basketball Super League, where he averaged 20.3 points and 8.7 rebounds ... **2008-09:** **NBA D-League:** Was the fourth overall pick in the 2008 NBA D-League Draft by the Sioux Falls Skyforce ... Averaged 17.4 points, 5.3 rebounds and 3.2 assists in 52 total games (33 starts) with the Skyforce (22 games) and Tulsa 66ers (30 games) ... Acquired by Tulsa from Sioux Falls on Jan. 20, 2009 ... Was a member of the NBA D-League Select Team that played in the 2009 NBA Summer League.

COLLEGE CAREER: Began his collegiate career at Virginia before transferring to the University of Massachusetts ... In only two seasons at UMass, finished 28th all-time in scoring (1,128 total, 16.3 ppg), joining Julius Erving as the only players in school history to score 1,000 points in two campaigns ... As a senior, earned Atlantic 10 Player of the Year and All-Atlantic 10 First Team ... His 698 points in 2007-08 stood as the second-best, single-season mark in UMass history behind Erving (727) ... Also finished second in the A-10 in scoring (20.3 ppg in conference play) ... Named to the postseason NIT All-Tournament Team ... Honoured by numerous publications as Atlantic 10 Newcomer/Transfer of the Year as a junior in 2006-07 ... Due to NCAA transfer rules, was forced to sit out the 2005-06 season ... In his final season at Virginia (2004-05), averaged 9.4 points and 4.1 rebounds in 22.4 minutes per game as a sophomore ... Played in all 31 games (17 starts) in 2003-04, averaging 7.6 points for the Cavaliers ... Ranked third among ACC freshmen in rebounding (4.0) and blocked shots (0.8).

PERSONAL: Full name is Gary Orlando Forbes ... Parents are Ana Maria and Roberto Forbes ... Moved with his mother to Brooklyn, New York when he was a child ... Attended Benjamin Banneker Academy in Brooklyn ... Scored 1,512 points and grabbed 766 rebounds during his high school career, and established career records for points, rebounds and blocked shots ... Was selected the Newsday Player of the Year in Brooklyn as a senior, nominated for City Player of the Year, and earned first-team All-City and All-Tri-State honours ... As a senior, averaged 31 points, 13 rebounds, three assists and three blocked shots a game ... Scored 30 points and grabbed 10 rebounds in the Public School Athletic League "A" Championship game at Madison Square Garden ... Averaged 27 points, 11 rebounds and six assists a game as high school junior.

GARY FORBES

CAREER HIGHS:

Points	19, Denver vs. New York, 11/16/2010	Off. Rebounds	5, Denver vs. New York, 11/16/2010
FGM	8, Denver vs. New York, 11/16/2010	Def. Rebounds	8, Denver at Phoenix, 2/10/2011
FGA	13, Denver vs. New York, 11/16/2010	Total Rebounds	3, Denver at Phoenix, 2/10/2011 (twice)
3PM	3, Denver vs. New York, 11/16/2010 (twice)	Assists	4, Denver vs. Minnesota, 4/9/2011
3PA	4, Denver at Indiana, 11/9/2010	Steals	4, Denver vs. Cleveland, 1/13/2011
FTM	6, Denver vs. Minnesota, 4/9/2011	Blocks	1, Denver at Utah, 4/13/2011
FTA	6, Denver vs. Minnesota, 4/9/2011 (4 times)	Minutes	42, Denver at Utah, 4/13/2011

GARY FORBES NBA STATISTICS

YEAR	TEAM	G	GS	MIN	FG	FGA	PCT	FT	FTA	PCT	OFF	DEF	REB	AST	ST	TO	BLK	PTS	AVG
10-11	Den	63	11	791	124	273	454	59	87	.678	28	88	116	49	23	46	6	326	5.2
Totals		63	11	791	124	273	454	59	87	.678	28	88	116	49	23	46	6	326	5.2

Three-point field goals: 2010-11: 19-58 (.328); Totals: 19-58 (.328).

Personal fouls / Disqualifications: 2010-11: 77/0; Totals: 77/0.

GARY FORBES NBA PLAYOFF STATISTICS

YEAR	TEAM	G	MIN	FG	FGA	PCT	FT	FTA	PCT	OFF	DEF	REB	AST	ST	TO	BLK	PTS	AVG
10-11	Den	1	2	0	1	.000	0	0	—	0	1	1	0	0	0	0	0	0.0
Totals		1	2	0	1	.000	0	0	—	0	1	1	0	0	0	0	0	0.0

Three-point field goals: 2010-11: 0-0; Totals: 0-0.

Personal fouls / Disqualifications: 2010-11: 0/0; Totals: 0/0.

GARY FORBES NBADL STATISTICS

YEAR	TEAM	G	MIN	FG	FGA	PCT	FT	FTA	PCT	OFF	DEF	REB	AST	ST	TO	BLK	PTS	AVG
08-09	SF-Tul	52	1587	328	670	.490	183	244	.750	74	201	275	165	23	155	50	904	17.4
Totals		52	1587	328	670	.490	183	244	.750	74	201	275	165	23	155	50	904	17.4

Three-point field goals: 2008-09: 65-168 (.387); Totals: 65-168 (.387).

Personal fouls / Disqualifications: 2010-11: 155/0; Totals: 155/0.

FOLLOW GARY FORBES

TWITTER - @GForbz3



**SCAN HERE
FOR UPDATED STATS**





#34

AARON
GRAY

POSITION: C HEIGHT: 7-0

WEIGHT: 270 BORN: DEC. 7, 1984

COLLEGE: PITTSBURGH

NBA EXPERIENCE: 4

HOW ACQUIRED: Signed as a free agent by Toronto on December 11, 2011.

CAREER TRANSACTIONS: Second-round draft choice (49th overall) by Chicago in 2007; September 22, 2009; Re-signed as a free agent by Chicago; January 25, 2010; Traded by Chicago to New Orleans for guard Devin Brown; December 11, 2011; Signed as a free agent by Toronto.

CONTRACT STATUS: Signed through 2011-12 season.

2010-11 SEASON: Averaged 3.1 points and 4.2 rebounds per game and shot .566 from the field ... Led the team in rebounds five times ... Was inactive for 29 games and recorded 12 DNP-CD's ... Collected 10 rebounds Apr. 13 at Dallas ... Grabbed nine rebounds Apr. 10 vs. Utah ... Finished with seven points (3-3 FG) and seven rebounds in 18 minutes Mar. 27 at Los Angeles Lakers ... Scored 10 points and had eight rebounds (five offensive) Mar. 23 at Utah ... Grabbed 10 rebounds (six offensive) with four points in 17 minutes Feb. 7 vs. Minnesota ... Had 10 rebounds Feb. 5 vs. Los Angeles Lakers ... Totaled eight rebounds with four points Feb. 1 vs. Washington ... Scored nine points on going 4-of-5 FG and grabbed four rebounds Dec. 5 at San Antonio ... **Playoffs:** Saw action in six games, averaging 3.5 points, 3.5 rebounds and 11.4 minutes ... Shot 9-13 (.692) from the field in the first-round series against the Los Angeles Lakers, including five-for-five en route to 12 points in a Game 1 victory.

PROFESSIONAL CAREER: Has averaged 3.6 points, 3.5 assists and 11.4 minutes in 190 games, with 25 starts ... Has made eight playoff appearances, averaging 2.6 points, 2.8 rebounds and 12.8 minutes ... **2009-10:** Averaged 3.3 points, 3.3 rebounds and 9.7 minutes in 32 games ... Totaled 12 points and 7 rebounds (6 offensive) vs. Washington on Mar. 31 ... Had seven points, 11 rebounds, two blocks and two assists on Mar. 20 at Utah ... Totaled six points, seven rebounds and three assists vs. Oklahoma City on Mar. 10 ... Had seven points and eight rebounds Mar. 3 vs. Memphis ... Played 24 minutes, totaling six points and seven rebounds, holding Dwight Howard to two 4th quarter points vs. Orlando on Feb. 26 ... In his first game with the Hornets, had two points and 1 rebound Jan. 30 at Memphis ... Had six points and three rebounds vs. Toronto on Dec. 5 ... Made season debut at Utah on Nov. 26 after missing first 13 games with left fibula stress fracture ... **2008-09:** Played in 56 games, with 18 starts, and averaged 3.5 points, 3.9 rebounds and 12.8 minutes ... In the 18 starts, averaged 4.1 points, 5.8 rebounds and 17.0 minutes ... Drew 26 DNP-CDs ... Posted nine points (3-3 FG) in 9:28 minutes of play at the Los Angeles Clippers on Jan. 28 ... Scored 10 points and grabbed nine boards Jan. 3 vs. Minnesota ... Posted his lone double-double of the year with a season high of 12 points and 11 rebounds at Miami on Dec. 26 ... Grabbed nine boards vs. Washington on Dec. 6 ... Finished with 11 points and five boards at the Los Angeles Lakers on Nov. 18 ... Hauled down 10 rebounds vs. Atlanta on Nov. 11 ... **Playoffs:** Was scoreless with one rebound in nine minutes in two appearances ... **2007-08:** Made 61 appearances during his rookie season, including one start ... Averaged 4.3 points, 2.8 rebounds and 10.0 minutes ... Shot .505 from the floor ... Was on the Inactive List for two games and was a DNP-CD 18 times ... Posted two double-double games ... Made his first career start in the season finale Apr. 16 vs. Toronto, posting career highs of 19 points and 22 rebounds in 35 minutes ... Registered his first career double-double with 10 points and 10 rebounds Dec. 19 at Washington ... Played 20 minutes Dec. 18 vs. Los Angeles Lakers, recording eight points and six rebounds.

COLLEGE CAREER: Finished his four years at Pittsburgh with averages of 9.8 points, 7.0 rebounds and 1.15 blocks in 113 games (68 starts) ... Shot .550 from the field with the Panthers ... Concluded his college career ranked 10th in school history in rebounds (790), fifth in blocks (130), sixth in double-doubles (33) and fifth in double-figure rebounding games (39) ... Earned All-Big East First Team honours as a junior and senior ... Named Third Team All-America by The Associated Press his senior season ... Led the team in scoring (13.9), rebounds (9.5), field goal percentage (.565) and blocked shots (62) in his senior campaign ... Named the 2006-07 Big East/Aeropostale Scholar-Athlete of the Year and All-Big East First Team ... Posted 15 double-doubles ... Averaged 13.9 points and 10.5 rebounds in 33 games his junior season ... Became the first Pitt player since 1987-88 to average a double-double for a season ... Led the Big East in double-doubles with 18 ... Named Big East Most Improved Player in 2005-06, upping his scoring and rebound averages to 13.9 points and 10.5 rebounds in his junior season from 4.3 points and 2.8 rebounds as a sophomore ... Led the conference in rebounding ... Scored a career-high 25 points against Notre Dame ... Claimed Big-East All-Tournament Team accolades in 2006, when he recorded three double-doubles in four games and set the Tournament record for rebounds with 47.

PERSONAL: Full name is Aaron Michael Gray ... Nickname is "A.G." ... Son of Michael and Sandy Gray ... Brother, Matthew, played collegiate baseball at Bloomsburg (Pa.) ... Uncle, Steve Gray, was a member of the 1978 Duke basketball team that advanced to the Final Four ... Majored in Communication & Rhetoric.

AARON GRAY

CAREER HIGHS:

Points	19, Chicago vs. Toronto, 4/16/2008	Off. Rebounds	6, New Orleans vs. Washington, 3/31/2010 (twice)
FGM	6, Chicago at Orlando, 4/9/2008 (3 times)	Def. Rebounds	17, Chicago vs. Toronto, 4/16/2008
FGA	13, Chicago vs. Toronto, 4/16/2008	Total Rebounds	22, Chicago vs. Toronto, 4/16/2008
3PM	None	Assists	5, Chicago at Washington, 12/19/2007
3PA	1, Chicago at Utah, 2/9/2008 (twice)	Steals	3, New Orleans at Orlando, 2/11/2011 (twice)
FTM	9, Chicago vs. Toronto, 4/16/2008	Blocks	3, Chicago at Boston, 10/31/2008
FTA	9, Chicago vs. Toronto, 4/16/2008	Minutes	40, New Orleans at New Jersey, 2/9/2011

AARON GRAY NBA STATISTICS

YEAR	TEAM	G	GS	MIN	FG	FGA	PCT	FT	FTA	PCT	OFF	DEF	REB	AST	ST	TO	BLK	PTS	AVG
07-08	Chi	61	1	613	103	204	.505	56	99	.566	70	98	168	41	21	57	18	262	4.3
08-09	Chi	56	18	715	81	187	.485	34	59	.576	84	136	220	46	14	40	18	196	3.5
09-10	Chi-NO	32	0	310	42	82	.512	20	28	.714	45	81	108	22	9	18	11	104	3.3
10-11	NO	41	8	520	56	99	.566	17	34	.500	59	112	171	16	11	32	12	129	3.1
Totals		190	25	2169	262	552	.511	127	220	.577	256	407	665	125	55	147	57	591	3.6

Three-point field goals: 2007-08: 0-1 (.000); 2008-09: 0-1 (.000); 2009-10: 0-0; 2010-11: 0-0; Totals: 0-2 (.000).

Personal fouls / Disqualifications: 2007-08: 117/0; 2008-09:135/1; 2009-10: 54/0; 2010-11: 96/2; Totals: 402/3.

ANTHONY CARTER NBA PLAYOFF STATISTICS

YEAR	TEAM	G	MIN	FG	FGA	PCT	FT	FTA	PCT	OFF	DEF	REB	AST	ST	TO	BLK	PTS	AVG
08-09	Chi	2	9	0	2	.000	0	0	—	0	1	1	0	0	1	0	0	0.0
10-11	NO	6	87	9	13	.692	3	8	.375	3	18	21	2	2	5	2	21	3.5
Totals		8	96	9	15	.600	3	8	.375	3	19	22	2	2	6	2	21	2.6

Three-point field goals: 2008-09: 0-0; 2010-11: 0-0; Totals: 0-0


Personal fouls / Disqualifications: 2008-09: 0/0; 2010-11: 13/0; Totals: 13/0.

FOLLOW AARON GRAY



SCAN HERE
FOR UPDATED STATS





#15

AMIR
JOHNSON

POSITION: F HEIGHT: 6-9

WEIGHT: 210 BORN: MAY 1, 1987

HIGH SCHOOL: WESTCHESTER

NBA EXPERIENCE: 6

HOW ACQUIRED: Traded by Milwaukee with guard Sonny Weems for guard-forward Carlos Delfino and guard Roko Ukic on August 18, 2009.

CAREER TRANSACTIONS: Second-round draft choice (56th overall) by Detroit in 2005; **June 23, 2009:** Traded by Detroit to Milwaukee for centre Fabricio Oberto; **August 18, 2009:** Traded by Milwaukee with guard Sonny Weems to Toronto for guard-forward Carlos Delfino and guard Roko Ukic; **July 8, 2010:** Re-signed to a multi-year contract extension by Toronto.

CONTRACT STATUS: Signed through 2014-15 season.

2010-11 SEASON: Averaged career highs in points (9.6), rebounds (6.4), minutes (25.7) and starts (54) ... Shot .568 (281-495) from the field ... Averaged 9.9 points, 6.6 rebounds and shot .564 (225-of-399) from the field in 54 games as a starter ... Led the team in blocks (88) ... Paced the club on the boards 17 times ... Had 15 games of 10 or more rebounds and 11 double-doubles ... Missed the last five games (Apr. 6-13) due to a sore left ankle ... Scored the game-winning basket with 1.4 seconds remaining Mar. 20 at Oklahoma City ... Returned to the starting lineup Mar. 18 vs. Washington after missing the previous three games (Mar. 11-16) due to a sprained left ankle ... Blocked a career high-tying seven shots and added 10 rebounds Mar. 1 vs. New Orleans ... Averaged 12.0 points, 8.4 rebounds, 1.9 blocks and shot .602 (50-of-83) from the field in February ... Shot a perfect 8-for-8 from the field Feb. 23 vs. Chicago, becoming the fifth player in team history to go perfect from the field with at least eight shot attempts ... Did not play Feb. 11 vs. Portland due to a sprained right ankle, ending his streak at 135 consecutive games played as a Raptor ... Scored 10+ points in nine consecutive games (Jan. 21 - Feb. 4) ... Had 19 points and 12 rebounds, with a career-high six assists, Feb. 4 vs. Minnesota ... Averaged 12.1 points, 7.3 rebounds and shot .637 (86-for-135) from the field during 17 games in January ... Scored a season-high 24 points and tied a career high with nine free throw attempts Jan. 28 vs. Milwaukee ... Played a career-high 42 minutes Dec. 28 at Dallas despite suffering from back spasms ... Had a career-high 16 rebounds, a career high-tying three steals, and 22 points Dec. 5 vs. New York ... Set career highs in free throws made and attempted shooting a perfect nine-of-nine Nov. 21 vs. Boston, connecting on two free throws with 2.7 seconds remaining to give the Raptors a 102-101 victory ... Recorded 15 rebounds, nine on the offensive end, along with 12 points Nov. 5 at L.A. Lakers for the teams' first double-double of the season.

PROFESSIONAL CAREER: Has averaged 5.9 points, 4.7 rebounds and 17.8 minutes in 289 games (83 starts) ... Is shooting .586 (703-1,200) from the field in his career ... Has appeared in 11 playoff games, averaging 2.1 points, 1.5 rebounds and 5.0 minutes ...

2009-10: Averaged then career highs in points (6.2), rebounds (4.8) and minutes (17.7) while appearing in a career-best 82 games ... One of two Raptors to see action in every game (Jack) ... Scored in double-figures 21 times and posted double-digit totals on the glass five times ... Posted a franchise single-season record by shooting .623 from the field (min. 200 shots), passing the previous record set by John Thomas (.577) during the 1998-99 season ... Led the team in rebounds six times and bench scoring 10 times ... Averaged 17.8 points, 6.0 rebounds and 33.0 minutes during five games as a starter ... Averaged 18.8 points, 5.5 rebounds and 33.5 minutes in the final four games of the season ... Played a season-high 40 minutes Apr. 14 vs. New York ... Set a career high with 26 points and matched career highs in field goals made (10 Apr. 12 at Detroit ... Had 18 points and a season-high 13 rebounds Apr. 9 at Atlanta with a career high-tying nine defensive boards ... Scored 16 points and grabbed 10 rebounds for his first double-double of the season Apr. 6 at Cleveland ... Made his first start Mar. 5 vs. New York and scored 14 points ... Attempted a season-high eight free throws Dec. 18 vs. New Jersey ... **2008-09:** Appeared in 62 games (with a then career-high 24 starts), averaging 3.5 points, 3.7 rebounds and 0.97 blocks in 14.7 minutes ... In 24 games as a starter, averaged 4.8 points, 4.9 rebounds and 1.04 blocks in 19.6 minutes ... In 38 games off the bench, averaged 2.7 points, 3.0 rebounds and 0.88 blocks in 11.6 minutes ... Shot .642 (52-for-81) as a starter and .548 (45-for-82) as a reserve ... Led the team for a second consecutive season in field goal percentage at .595 ... Scored 10-plus points four times ... Played 20-plus minutes in 16 games, averaging 6.9 points, 6.7 rebounds, 0.50 steals, 1.69 blocks and 25.0 minutes ... Grabbed 102 offensive rebounds ... Paced the Pistons in rebounding four times ... Grabbed five-plus rebounds 21 times, including a season-high 14 rebounds in a season-best 38 minutes vs. Sacramento on Jan. 2 ... Tallied a season-high four blocks Dec. 27 at Milwaukee ... Blocked two or more shots in 17 games ... Tied his season-high with 12 points vs. New York on Nov. 26 ... Equaled his career high with three steals Nov. 5 at Toronto ... Posted a season high-tying 12 points at Charlotte on Nov. 3 ... **Playoffs:** Appeared in three games, totaling two points and three rebounds in 13 minutes ... **2007-08:** Saw action in 62 games, averaging 3.6 points, 3.8 rebounds and 1.32 blocks in 12.3 minutes ... Led the team in field goal percentage at .558 ... Paced the team in scoring once and rebounds five times ... Scored 10-plus points three times ... Played 20-plus minutes in 11 games - Pistons 10-1 in those games - averaging 7.1 points, 7.4 rebounds, 2.82 blocks and 24.4 minutes ... Scored a season-high 14 points (5-6 FG, 4-4 FT) with nine rebounds vs. New York on Apr. 8 ... Grabbed five-plus rebounds 23 times, including a season-high nine rebounds on five occasions ... Posted a career-high seven blocks in a season-high 31 minutes Feb. 13 vs. Indiana ... Blocked three or more shots in nine games ... **Playoffs:** Saw time in eight games, averaging 2.6 points and 1.6 rebounds in 5.4 minutes ... Recorded playoff career highs in points (10) and rebounds (6) at Philadelphia on May 1 ... **2006-07:** Appeared in eight games, averaging 5.9 points, 4.6 rebounds and 1.63 blocks in 15.5 minutes ... Played a season-high 37 minutes at Boston on Apr. 18, scoring a then career-high 20 points (10-14 FG) and grabbing a season-best 12 rebounds ... Played 35 minutes vs. Philadelphia on Apr. 15 and totaled 12 points, 10 rebounds, three assists and six blocks ... Averaged 10.8 points, 8.0 rebounds, 2.75 blocks and 25.8 minutes over the last four games of the season ... Drew nine DNP-CDs and spent 34 games on the inactive list ... **NBA D-League:** Made two NBA Development League assignments during the season and averaged 18.9 points, 9.6 rebounds, 2.1 assists, 3.13 blocks and 35.2 minutes in 22 games with the Sioux Falls Skyforce ... Recorded 10 double-doubles ... Was named NBA D-League Performer of the Week for Apr. 2, averaging 27.5 points, 15.5 rebounds, 4.5 blocks, 4.0 assists and 2.0 steals ... Scored in double-figures in 20-of-22 games, including a season-high 34 points (14-14 FT), with 14 rebounds, vs. Dakota on Mar. 30 ... Grabbed 10-plus rebounds 11 times, including a season-high 19 boards (10 offensive) Mar. 24 vs. Tulsa ... **2006-07:** Averaged 6.7 points, 1.3 rebounds, 1.0 assists and 13.0 minutes in three games during his rookie campaign in Detroit ... Scored a season-high 18 points (6-6 FG, 2-2 3FG, 4-4 FT) with two rebounds and two assists in a season-high 18 minutes Apr. 17 at Milwaukee ... **NBA D-League:** Played in 17 games (12 starts) with the

AMIR JOHNSON

Fayetteville Patriots, averaging 17.2 points, 7.2 rebounds and 1.5 blocks in 27.7 minutes ... Recorded four double-doubles ... Grabbed a season-high 14 rebounds Apr. 8 at Florida ... Twice scored a season-high 25 points at Florida on Apr. 8 and at Roanoke on Mar. 15.

HIGH SCHOOL CAREER: Named a 2005 McDonald's High School All-American ... Was selected 2005 Mr. Basketball in California ... Earned Los Angeles' Player of the Year honours by the Los Angeles Times ... Scored 17 points (8-11 FG) for the West squad at the Roundball Classic (2005) ... Tallied seven rebounds and two blocks in 19 minutes for the West team at the McDonald's High School All-America game (2005) ... Averaged 21.0 points, 15.0 rebounds and 8.0 blocks during his senior season at Westchester ... Led Westchester to a state championship and a top-five national ranking.

PERSONAL: Is the last player to go directly from high school to the NBA ... Is very active on Twitter and has his own tv channel, AmirTV, on its Web site: Amirjohnson.com ... Has nearly a seven-foot wingspan ... His cousin, Kevin Burnett, is a linebacker for the San Diego Chargers ... Would like to study computer science in the future and learn how to design and develop computer games ... Took part in the 2008 Celebrity Wheelchair Game for the Rehabilitation Institute of Michigan and the Detroit Medical Center.

CAREER HIGHS:

Points	26, Toronto at Detroit, 4/12/2010	Off. Rebounds	9, Toronto at LA Lakers, 11/5/2010
FGM	10, Toronto vs. Dallas, 2/27/2011 (4 times)	Def. Rebounds	9, Toronto at Atlanta, 2/2/2011 (3 times)
FGA	14, Toronto at Indiana, 1/31/2011 (3 times)	Total Rebounds	16, Toronto at New York, 12/5/2010
3PM	2, Detroit at Milwaukee, 4/17/2006	Assists	6, Toronto vs. Minnesota, 2/4/2011
3PA	2, Detroit at Boston, 4/18/2007 (twice)	Steals	3, Toronto vs. Minnesota, 2/4/2011 (5 times)
FTM	9, Toronto vs. Boston, 11/21/2010	Blocks	7, Toronto vs. New Orleans, 3/1/2011 (twice)
FTA	9, Toronto vs. Milwaukee, 1/29/2011 (twice)	Minutes	42, Toronto at Dallas, 12/28/2010

AMIR JOHNSON NBA STATISTICS

YEAR	TEAM	G	GS	MIN	FG	FGA	PCT	FT	FTA	PCT	OFF	DEF	REB	AST	ST	TO	BLK	PTS	AVG
05-06	Det	3	0	39	7	10	.700	4	4	1.000	3	1	4	3	0	4	2	20	6.7
06-07	Det	8	0	124	18	33	.545	11	14	.786	15	22	37	3	5	9	13	19	5.9
07-08	Det	62	0	764	92	165	.558	37	55	.673	87	148	235	29	24	39	82	221	3.6
08-09	Det	62	24	911	97	163	.595	23	35	.657	102	130	232	20	20	33	60	217	3.5
09-10	Tor	82	5	1453	208	334	.623	95	149	.638	154	241	395	48	44	63	66	511	6.2
10-11	Tor	72	54	1853	281	495	.568	126	160	.788	189	272	461	81	53	69	88	688	9.6
Totals		289	83	5143	703	1200	.586	296	417	.710	550	814	1364	184	146	217	211	1704	5.9

Three-point field goals: 2005-06: 2-3 (.667); 2006-07: 0-3 (.000); 2007-08: 0-0; 2008-09: 0-0; 2009-10: 0-4 (.000); 2010-11: 0-1 (.000); Totals: 2-11 (.182).

Personal fouls / Disqualifications: 2006-06: 7/0; 2006-07: 19/0; 2007-08: 141/1; 2008-09: 171/2; 2009-10: 255/1; 2010-11: 263/4; Totals: 856/8.

AMIR JOHNSON NBA PLAYOFF STATISTICS

YEAR	TEAM	G	MIN	FG	FGA	PCT	FT	FTA	PCT	OFF	DEF	REB	AST	ST	TO	BLK	PTS	AVG
07-08	Det	8	43	9	12	.750	3	6	.500	3	10	12	1	0	2	3	21	2.6
08-09	Det	3	13	1	1	.1000	0	0	-----	1	2	3	0	0	0	1	2	0.7
Totals		11	55	10	13	.769	3	6	.500	4	12	16	1	0	2	4	23	2.1

Three-point field goals: 2007-08: 0-1 (.000); 2008-09: 0-0; Totals: 0-1 (.000).

Personal fouls / Disqualifications: 2007-08: 7/0; 2008-09: 3/0; Totals: 10/0.

AMIR JOHNSON NBADL STATISTICS

YEAR	TEAM	G	GS	MIN	FG	FGA	PCT	FT	FTA	PCT	OFF	DEF	REB	AST	ST	TO	BLK	PTS	AVG
05-06	Fay	18	12	508	119	178	.669	70	97	.722	54	74	128	21	16	42	27	309	17.2
07-08	SF	22	22	775	157	252	.623	100	134	.746	76	136	212	46	26	70	69	415	18.9
Totals		40	34	1283	276	430	.642	170	231	.736	130	210	340	67	42	112	96	742	18.6

Three-point field goals: 2005-06: 1-1; (1.000); 2006-07: 1-3 (.333); Totals: 2-4 (.500).

Personal fouls / Disqualifications: 2005-6: 67/0; 2007-08: 97/0; Totals: 164/0.

FOLLOW AMIR JOHNSON

TWITTER - @IamAmirJohnson

WEBSITE - www.amirjohnson.com



SCAN HERE
FOR UPDATED STATS





#2

JAMES
JOHNSON

POSITION: F HEIGHT: 6-9

WEIGHT: 248 BORN: FEB. 20, 1987

COLLEGE: WAKE FOREST

NBA EXPERIENCE: 2

HOW ACQUIRED: Traded by Chicago for 2011 first-round draft pick on February 22, 2011.

CAREER TRANSACTIONS: First-round draft choice (16th overall) by Chicago in 2009; February 22, 2011: Traded by Chicago for 2011 first-round draft pick.

CONTRACT STATUS: Signed through 2012-13 season.

2010-11 SEASON: Averaged 9.2 points, 4.7 rebounds and 1.1 blocks in 25 games (all starts) with Toronto ... Played a season-high 42 minutes Apr. 13 vs. Miami; set a season-high with seven free throw attempts against the Heat ... Scored 10+ points 10 times with Toronto ... Averaged 10.1 points, 3.9 rebounds and 4.1 assists during eight games in April ... Finished with a season-high 18 points and a team-high six assists Apr. 10 vs. New Jersey ... Tied a career high with three steals Apr. 5 at New York ... Averaged 8.9 points, 5.1 rebounds and 1.4 blocks in 14 games during the month of March ... Set a career high with 10 rebounds, including a career-best four offensive, Mar. 30 vs. Milwaukee ... Recorded back-to-back 14-point games Mar. 25-26 ... Scored a then season-high 13 points Mar. 1 vs. New Orleans ... Added seven rebounds and a career-high seven assists in 36 minutes Feb. 27 vs. Dallas ... Started in his Raptors debut Feb. 23 vs. Chicago, playing 27 minutes against the Bulls and contributing nine points, five rebounds and three blocks ... Acquired from Chicago on February 22 in exchange for a 2011 first-round draft pick ... Averaged 3.2 points, 1.8 rebounds and 9.5 minutes in 13 games with the Bulls ... Scored 12 points on 5-of-6 shooting from the field Nov. 24 at Phoenix ... Grabbed nine rebounds Oct. 30 vs. Detroit ... **NBA D-League:** Appeared in eight games (eight starts) with Iowa ... Averaged 19.3 points, 8.9 rebounds and 32.1 minutes ... Shot .535 (53-99) from the field and .918 (45-49) at the charity stripe ... Had 31 points (12-16 FG, 3-4 3FG, 4-5 FT), 14 rebounds, seven assists and six blocks in 40 minutes Feb. 2 at Rio Grande Valley.

PROFESSIONAL CAREER: Has averaged 5.1 points, 2.6 assists and 15.3 minutes in 103 games, with 36 starts ... **2009-10:** Played in 65 contests (11 starts) and posted averages of 3.9 points and 2.0 rebounds in 11.6 minutes with Chicago ... Shot .452 from the field, .326 from three-point range and .729 from the charity stripe ... Led the team in scoring twice ... Scored 10 or more points on six occasions, including one game with 20 points ... Spent two games on the Inactive List and recorded 15 DNP-CDs ... Averaged 15 points and five rebounds in a four-game stretch from Mar. 11-19 ... Posted 16 points, a season-high eight boards and two steals vs. Cleveland on Mar. 19 ... Scored 11 points and grabbed three boards Mar. 17 at Dallas ... Recorded a team-high 20 points (8-11 FG) and added six boards and two blocks at Miami on Mar. 12 ... Posted a team-high 13 points, with four assists and three boards Mar. 11 at Orlando ... Made his first career start vs. Atlanta on Mar. 1 where he finished with nine points, two boards and two blocks in 23:42 ... Scored a season-high 17 points (8-8 FG) at Atlanta on Dec. 9 ... Had 10 points and five rebounds at Utah on Nov. 26 ... Made his NBA debut at Boston on Oct. 30 and contributed four points and three rebounds in 11:28 of action ... **Playoffs:** In four postseason appearances against Cleveland, played a total of 19 minutes and grabbed one board and had one assist.

COLLEGE CAREER: Spent two seasons at Wake Forest, and finished with averages of 14.8 points, 8.3 rebounds, 1.6 assists, 1.44 blocks and 1.39 steals in 61 games (59 starts) ... Shot .514 from the field ... Was a two-time Third Team All-ACC honoree ... Earned Freshman All-American honors, and was runner-up for ACC Rookie of the Year in 2008 ... Led Wake Forest in rebounding both seasons ... Completed his career with 903 points and 508 rebounds ... Started all 31 games as a sophomore, and finished second on the squad with 15.0 points and a team-high 8.5 rebounds; also led the team in field goal shooting at a clip of .542 and in blocks (48), second in steals (44) and third in assists (62) ... Recorded 10 double-doubles ... Scored in double figures 21 times and led the team in scoring seven games and in boards 18 times ... Finished third in the ACC in rebounding, third in field goal shooting, sixth in blocks and 17th in scoring ... Scored 13 points and grabbed 11 boards, and also hit the game-winning layup with 0:00.8 seconds to play to beat Duke, 70-68 ... Posted career highs with 28 points and 18 rebounds versus North Carolina State ... Scored 20 points and grabbed 12 boards against Maryland in the ACC Tournament ... Guided the Demon Deacons to the NCAA Tournament, and finished with 22 points, eight boards and four blocks in the opening round against Cleveland State ... Appeared in 31 games as a freshman, with 28 starts, and led the team in scoring at 14.6 and in rebounding with 8.1 ... Became the first Deacon freshman in the ACC era to average at least 14.0 points and 8.0 rebounds ... Finished second on the team in blocks (40) and in steals (41), and third in assists (37) ... Ranked third in the ACC in rebounding, fifth in field goal shooting, eighth in blocks and 12th in scoring ... Posted 24 games with 10 or more points, including seven games with 20 or more points ... Recorded double digits in boards nine times ... Led the team in scoring 11 times and in rebounds 18 times ... Ranked fourth in the conference with eight double-doubles ... Scored 24 points and grabbed a season-best 16 boards in Wake's upset of second-ranked Duke.

PERSONAL: Full name is James Patrick Johnson ... Son of Willie and Vi Johnson ... Father is a seven-time world kickboxing champion ... James has used martial arts to train and went 21-0 in competition ... Is the middle child of nine children (six brothers and two sisters) ... Averaged 28 points and nine rebounds to lead Wyoming High School Athletic Association playoffs in scoring and boards; also led the state in blocks ... As a high school junior, led his school to the 2006 Class 4A state championship with 25 points and 11 rebounds over Cheyenne Central.

JAMES JOHNSON

CAREER HIGHS:

Points	20, Chicago at Miami, 3/12/2010	Off. Rebounds	4, Toronto vs. Milwaukee, 3/30/2011
FGM	8, Chicago at Miami, 3/12/2010	Def. Rebounds	8, Chicago vs. Cleveland, 3/19/2010
FGA	13, Toronto vs. New Jersey, 4/10/2011 (twice)	Total Rebounds	10, Toronto vs. Milwaukee, 3/30/2011
3PM	2, Chicago at Miami, 3/12/2010	Assists	7, Toronto vs. Dallas, 2/27/2011
3PA	4, Chicago at Miami, 3/12/2010 (twice)	Steals	3, Toronto vs. New Jersey, 4/10/2011 (3 times)
FTM	8, Chicago at Atlanta, 12/9/2009	Blocks	4, Chicago at Memphis, 3/16/2010
FTA	8, Chicago at Atlanta, 12/9/2009	Minutes	43, Chicago at Miami, 3/12/2010

JAMES JOHNSON NBA STATISTICS

YEAR	TEAM	G	GS	MIN	FG	FGA	PCT	FT	FTA	PCT	OFF	DEF	REB	AST	ST	TO	BLK	PTS	AVG
09-10	Chi	65	11	757	95	210	.452	51	70	.729	34	94	128	48	21	62	43	256	3.9
10-11	Chi-Tor	38	25	821	108	237	.456	47	71	.662	37	105	142	89	33	64	37	271	7.1
Totals		103	36	1578	203	447	.454	98	141	.695	71	199	270	137	54	126	80	527	5.1

Three-point field goals: 2009-10: 15-46 (.326); 2010-11: 8-34 (.235); Totals: 23-80 (.287).

Personal fouls / Disqualifications: 2009-10: 126/3; 2010-11: 95/1; Totals: 221/4.

JAMES JOHNSON NBA PLAYOFF STATISTICS

YEAR	TEAM	G	MIN	FG	FGA	PCT	FT	FTA	PCT	OFF	DEF	REB	AST	ST	TO	BLK	PTS	AVG
09-10	Chi	4	19	0	2	.000	0	0	--	1	0	1	1	0	2	0	0	0.0
Totals		4	19	0	2	.000	0	0	--	1	0	1	1	0	2	0	0	0.0

Three-point field goals: 2009-10: 0-1 (.000); Totals: 0-1 (.000).

Personal fouls / Disqualifications: 2009-10: 11/0; Totals: 11/0.

JAMES JOHNSON NBADL STATISTICS

YEAR	TEAM	G	GS	MIN	FG	FGA	PCT	FT	FTA	PCT	OFF	DEF	REB	AST	ST	TO	BLK	PTS	AVG
10-11	Iowa	8	8	257	53	99	.535	45	49	.918	17	54	71	34	8	24	20	154	19.3
Totals		8	8	257	53	99	.535	45	49	.918	17	54	71	34	8	24	20	154	19.3

Three-point field goals: 2010-11: 3-17 (.176); Totals: 3-17 (.176).

Personal fouls / Disqualifications: 2010-11: 29/0; Totals: 29/0.

FOLLOW JAMES JOHNSON



SCAN HERE
FOR UPDATED STATS





#11

LINAS
KLEIZA

POSITION: F HEIGHT: 6-8

WEIGHT: 245 BORN: Jan. 3, 1985

COUNTRY: LITHUANIA

NBA EXPERIENCE: 5

HOW ACQUIRED: Signed as a free agent by Toronto on July 26, 2010.

CAREER TRANSACTIONS: First-round draft choice (27th overall) by Portland in 2005; June 28, 2005: Draft rights traded by Portland with draft rights to forward Rudy Sanchez to Denver for draft rights to guard Jarrett Jack; August 10, 2009: Signed with Olympiakos of the Greek League; July 8, 2010: Signed an offer sheet with Toronto; July 26, 2010: Signed as a free agent by Toronto.

CONTRACT STATUS: Signed through 2012-13 season, with a player option for the following season.

2010-11 SEASON: Underwent season-ending arthroscopic surgery Feb. 1 to address both a meniscal tear and chondral defect of his right knee ... Due to the nature of the microfracture procedure performed, the recovery time is expected to be nine to 12 months ... Appeared in 39 games with 23 starts, averaging 11.2 points, 4.5 rebounds and 26.5 minutes ... Averaged 12.4 points, 4.5 rebounds and 30.2 minutes as a starter ... Missed nine of 10 games (Jan. 17 - Feb. 2) with a sore right knee ... Averaged 8.4 points, 4.0 rebounds and shot .381 (32-of-84) from the field through nine games in January ... Contributed 17 points and tied a team high with six rebounds Jan. 7 at Boston ... Had a streak of six consecutive games (Dec. 17-31) with 16 or more points snapped Jan. 2 vs. Boston ... Matched his career-high with 12 rebounds Dec. 31 at Houston ... Was ejected with two technical fouls at the 5:14 mark of the third quarter Dec. 28 at Dallas ... Scored a game-high 22 points Dec. 27 at Memphis ... Tied a season high with 26 points Dec. 19 vs. the L.A. Lakers ... Inserted into the starting lineup Dec. 17 vs. New Jersey and tallied 18 points with a career high-tying 12 rebounds in a career-high 45 minutes ... Recorded his third career double-double with a season-high 26 points and a career-high 12 rebounds Dec. 10 vs. Denver ... Had a team-high 18 points and seven rebounds Nov. 26 at Boston ... Scored 15 points in his return to the lineup Nov. 16 at Washington after missing two games (Nov. 12-13) with right Achilles tendinitis ... Recorded 20 points and 7 rebounds Nov. 7 vs. Golden State ... Scored 19 points and grabbed five boards Oct. 29 vs. Cleveland ... Contributed 13 points and five rebounds during his Raptors debut Oct. 27 vs. New York.

PROFESSIONAL CAREER: Has averaged 8.6 points, 3.6 rebounds and 19.9 minutes in 340 regular season NBA games (59 starts) ... Owns averages of 5.8 points, 3.2 rebounds and 16.8 minutes in 12 playoff appearances ... Has represented Lithuania in world competition ... Saw action in nine games in the 2010 FIBA World Championships earning All-Tournament honours and leading Lithuania to a bronze medal; averaged 19 points and 7.1 rebounds while shooting .576 from the field and .382 from three-point range ... Had 33 points in the bronze medal game against Serbia ... Averaged 11.1 points, 4.6 rebounds and 18.6 minutes in eight games at the 2008 Beijing Olympics ... Averaged 9.9 points, 5.3 rebounds and 23.9 minutes in nine games for Lithuania at Eurobasket 07 - Europe's Olympic Qualifying Tournament ... Helped Lithuania finish third ... Averaged 10.1 points and 5.6 rebounds for Lithuania at the 2006 FIBA World Championships ... Played on the Lithuanian Junior National Team which took second place at the 2003 World Junior Championships ... Led the tournament in scoring, averaging 29.1 points on .584 shooting in eight games ... **2009-10:** Averaged 14.0 points and 5.1 rebounds in 31 regular-season appearances with Olympiakos ... Shot .596 from the field, .374 from three-point range and .800 from the foul line ... Scored in double figures in 26 games, with 20 or more on five occasions ... Had a high of 27 points, with a season-best 3-5 3FG, against C.C. Marousi on Nov. 1 ... Had 25 points and a season-high 13 rebounds Jan 3 vs. AEK ... Posted double figures in rebounds in four games ... In 22 Euroleague outings, contributed 17.1 points and 6.5 rebounds ... Finished second in the league in scoring (19.7 points per game) in Euroleague regular season play ... Scored in double figures in 21 of his 22 games ... Topped 20 points in six contests ... Had a high of 26 points in consecutive games against Assec Prokom on March 23 and 25 ... Grabbed 10+ boards four times, with a high of 11 in three games ... Made five-of-eight three-pointers Dec. 2 against Orleans ... Was 14-of-16 from the charity stripe Nov. 26 versus Parizhan ... **2008-09:** Played in 82 games, averaging 9.9 points and 4.0 rebounds in 22.2 minutes ... Started seven times ... Only Nugget to appear every game ... Scored in double figures 39 times, including eight games of 20+ points ... Led the Nuggets in scoring five times and in rebounds twice ... Grabbed his 1,000th career rebound at Dallas on Mar. 27 ... Had 18 points and a season high-tying nine rebounds (3rd time) vs. Utah on Jan. 25 ... Registered a season-high 27 points (11-17 FG) vs. Sacramento on Jan. 20 ... Tallied 26 points and five rebounds in a season-high 37 minutes on Jan. 17 vs. Orlando ... Scored his 2,000th career point at Atlanta on Dec. 29 ... Notched 25 points (13-15 FT) vs. Milwaukee on Nov.18; his 13 FT makes and 15 FT attempts tied career-highs (2nd time each) ... **Playoffs:** Averaged 14.0 points and 6.5 rebounds in 30.5 minutes in four first-round games vs. the Los Angeles Lakers ... Started the last three games ... Shot .537 (22-41) from the field ... Scored a career playoff-high 23 points off the bench in Game 1 ... **2007-08:** Appeared in 79 games, averaging career highs in points (11.1), rebounds (4.2), assists (1.2), steals (0.56), minutes (23.9) and field goal percentage (.472) ... Started 13 times, averaging 17.1 points ... Posted his only double-double of the season with 23 points and 11 rebounds vs. New Jersey on Jan. 25 ... Made a game-winning, 22-foot turnaround jumper as time expired at Sacramento on Dec. 23 ... Scored his 1,000th career point at Dallas on Dec. 6 ... Missed three games (Nov. 23-24; Feb. 23) due to a left ankle sprain ... **Playoffs:** Appeared in all five games vs. San Antonio, averaging 1.6 points and 1.6 rebounds in 13.2 minutes ... **2006-07:** Played in a team-high 79 games, starting 14 times ... Averaged 7.6 points and 3.4 rebounds ... Scored at least 20 points four times and grabbed double-digit rebounds twice ... Hit the game-winning three-pointer at L.A. Clippers on Apr. 7 ... **Playoffs:** Appeared in three games, averaging 2.0 points and 1.3 rebounds in 4.7 minutes ... **2005-06:** Played in 61 games as a rookie, starting twice ... Averaged 3.5 points and 1.9 rebounds in 8.5 minutes ... Scored in double figures four times ... DNP-CD 19 times ... Missed one game (Mar. 17) due to a sprained left ankle and was a healthy inactive once (Nov. 11) ... Averaged 11.5 points and 4.5 rebounds in his two starts ... Played in his first NBA game vs. Portland on Nov. 4 ... **Playoffs:** Totaled six points, four rebounds and 14 minutes in three games.

COLLEGE CAREER: Named Honorable Mention All-Big 12 by the league coaches as a sophomore ... Earned All-Big 12 Tournament honours in 2005 after averaging 29.5 points and 9.0 rebounds in two games ... As a sophomore, led team in scoring (16.1), rebounding (7.6) and minutes played (31.5) ... Ranked ninth in the Big 12 in scoring and fifth in rebounding ... In his freshman campaign, averaged 11.1 points and 8.4 rebounds in 23.1 minutes ... Was the team's third-leading scorer and top rebounder before missing the last 14 games of the season due to a dislocated right shoulder.

LINAS KLEIZA

PERSONAL: Name is pronounced (LYNN-us CLAY-za) ... Has an older brother, Zilvinas ... Speaks four languages: English, Lithuanian, Russian and German ... Likes to watch TV and movies in his spare time ... Parents moved to the U.S. in the mid-90s and he came over at the age of 16.

CAREER HIGHS:

Points	41, Denver vs. Utah, 1/17/2008	Off. Rebounds	7, Denver at Golden State, 3/7/2007
FGM	13, Denver vs. Utah, 1/17/2008	Def. Rebounds	11, Toronto vs. New Jersey, 12/17/2010
FGA	21, Toronto at Houston, 12/31/2010 (3 times)	Total Rebounds	12, Toronto at Houston, 12/31/2010 (3 times)
3PM	5, Denver at Portland, 12/23/2008 (4 times)	Assists	4, Toronto vs. New Jersey, 12/17/2010 (5 times)
3PA	10, Toronto vs. LA Lakers, 12/19/2010 (twice)	Steals	3, Toronto at LA Lakers, 11/5/2010 (3 times)
FTM	13, Denver vs. Milwaukee, 11/18/2008 (twice)	Blocks	3, Denver vs. Dallas, 4/6/2007
FTA	15, Denver vs. Milwaukee, 11/18/2008 (twice)	Minutes	45, Toronto vs. New Jersey, 12/17/2010

LINAS KLEIZA NBA STATISTICS

YEAR	TEAM	G	GS	MIN	FG	FGA	PCT	FT	FTA	PCT	OFF	DEF	REB	AST	ST	TO	BLK	PTS	AVG
05-06	Den	61	11	519	77	173	.445	57	81	.704	38	78	116	15	10	16	13	213	3.5
06-07	Den	79	11	1488	200	474	.422	115	135	.852	77	189	266	45	28	79	14	508	7.6
07-08	Den	79	56	1889	311	659	.472	164	213	.770	92	241	333	95	44	89	19	880	11.1
08-09	Den	82	68	1824	289	646	.447	148	204	.725	92	235	327	64	31	82	14	813	9.9
10-11	Tor	39	23	1032	178	406	.438	41	65	.631	37	140	177	40	19	65	7	436	11.2
Totals		340	59	6752	1055	2358	.447	525	698	.752	336	833	1219	259	132	331	67	2940	8.6

Three-point field goals: 2005-06: 2-13 (.154); 2006-07: 83-221 (.376); 2007-08: 94-277 (.339); 2008-09: 87-267 (.326); 2010-11: 39-131 (.298); Totals: 305-909 (.336).

Personal fouls / Disqualifications: 2005-06: 87/0; 2006-07: 200/0; 2007-08: 181/0; 2008-09: 155/0; 2010-11 99/1; Totals: 722/1.

LINAS KLEIZA NBA PLAYOFF STATISTICS

YEAR	TEAM	G	MIN	FG	FGA	PCT	FT	FTA	PCT	OFF	DEF	REB	AST	ST	TO	BLK	PTS	AVG
05-06	Den	3	14	3	8	.375	0	0	---	1	3	4	2	0	0	0	6	2.0
06-07	Den	5	66	3	13	.231	1	2	.500	0	8	8	2	0	0	0	8	1.6
07-08	Den	4	122	22	41	.537	9	13	.692	8	18	26	3	1	5	0	56	14.0
08-09	Den	14	210	31	66	.470	18	24	.750	8	37	45	7	5	2	1	97	6.9
Totals		26	412	59	128	.461	28	39	.718	17	66	83	14	6	7	1	167	6.4

Three-point field goals: 2005-06: 0-1 (.000); 2006-07: 1-6 (.167); 2007-08: 3-14 (.214); 2008-09: 18-24 (.425); Totals: 21-61 (.344).

Personal fouls / Disqualifications: 2005-06: 3/0; 2006-07: 6/0; 2007-08: 11/0; 2008-09: 17/0; Totals: 37/0.

LINAS KLEIZA GREEK LEAGUE STATISTICS

YEAR	TEAM	G	FG	FGA	PCT	FT	FTA	PCT	REB	AST	ST	BLK	PTS	AVG
09-10	Olympiakos	31	121	203	.596	80	100	.800	158	42	5	21	433	14.0
Totals		31	121	203	.596	80	100	.800	158	42	5	21	433	14.0

Three-point field goals: 2009-10: 37-99 (.374); Totals: 37-99 (.374).

LINAS KLEIZA EUROLEAGUE STATISTICS

YEAR	TEAM	G	FG	FGA	PCT	FT	FTA	PCT	REB	AST	ST	BLK	PTS	AVG
09-10	Olympiakos	22	102	189	.540	83	104	.798	143	28	4	15	377	17.1
Totals		22	102	189	.540	83	104	.798	143	28	4	15	377	17.1

Three-point field goals: 2009-10: 30-86 (.349); Totals: 30-86 (.349).

FOLLOW LINAS KLEIZA



SCAN HERE
FOR UPDATED STATS





#21

JAMAAL
MAGLOIRE

POSITION: C HEIGHT: 6-11

WEIGHT: 265 BORN: MAY 21, 1978

COLLEGE: KENTUCKY

NBA EXPERIENCE: 11

HOW ACQUIRED: Signed as a free agent December 9, 2011.

CAREER TRANSACTIONS: First-round draft choice (19th overall) by Charlotte in 2000; October 26, 2005: Traded by New Orleans to Milwaukee for forward Desmond Mason and a first-round draft pick; July 31, 2006: Traded by Milwaukee to Portland for guard Steve Blake, and forwards Brian Skinner and Ha Seung-Jin; July 17, 2007: Signed as a free agent by New Jersey; February 22, 2008: Waived by New Jersey; February 26, 2008: Signed as a free agent by Dallas; September 2, 2008: Signed as a free agent by Miami; July 22, 2009: Re-signed as a free agent by Miami; July 19, 2010: Re-signed as a free agent by Miami; December 9, 2011: Signed as a free agent by Toronto.

CONTRACT STATUS: Signed through 2011-12 season.

2010-11 SEASON: Came off the bench in 18 appearances with Miami, averaging 1.9 points, 3.4 rebounds and 8.8 minutes ... Shot .591 (13-22) from the field ... Was a DNP-CD on 32 occasions and Inactive for 32 games ... Led the Heat in rebounds and steals once each ... Was Miami's leading scorer off the bench twice and also topped the reserves in rebounds on five occasions, blocks and steals twice and in assists once ... Posted season bests with eight points and 19 rebounds in the season finale at Toronto on Apr. 13 ... His 19 caroms were the most in a game for a Heat player in 2010-11, and his seven defensive and 10 total rebounds in the fourth quarter each marked the Miami high for a quarter this season ... He also garnered a season-best two steals at the Raptors in a season-high 29 minutes ... **Playoffs:** Made three appearances, totaling four points, five rebounds and 18 minutes.

PROFESSIONAL CAREER: Has appeared in 646 regular season games (313 starts) in his 11-year NBA career and has averaged 7.5 points, 6.6 rebounds, 0.92 blocks and 22.1 minutes while shooting 48.1 percent from the floor and 64.4 percent from the foul line ... Has seen action in 46 postseason contests, averaging 7.3 points, 5.3 rebounds and 19.8 minutes ... **2009-10:** Came off the bench in 36 games as a member of the Heat, averaging 2.1 points, 3.4 rebounds and 10.0 minutes ... Missed the first two games of the season due to an NBA imposed suspension, three games as a healthy scratch on the inactive list and was a DNP-CD on 41 occasions ... His 16.2 rebound average per 48 minutes topped the Heat ... Led the team in blocks three times, in rebounds twice and in steals once ... Played a season-high 23 minutes Mar. 14 vs. Philadelphia ... Had three blocks and two steals Mar. 10 at L.A. Clippers ... Boston ... Season-best 10 rebounds Jan. 4 vs. Atlanta ... **Playoffs:** Was scoreless with one rebound in an opening series loss to Grander ... **2008-09:** Averaged 2.9 points, 4.0 rebounds and 12.9 minutes in 55 games (with 12 starts) ... In his 12 starts, averaged 5.1 points (.636 FG%), 5.2 rebounds and 16.7 minutes ... Was on the Inactive List for four games and eight times was a DNP-CD ... Topped the Heat in rebounds on four occasions and in blocks three times ... Scored in double figures on three occasions, including a season-best 14 points vs. Detroit on Apr. 15 ... Grabbed double-figure rebounds twice, with a season-high 12 at Memphis on Mar. 23; posted his lone double-double of the season in that game adding 10 points ... Saw a season-high 30 minutes of playing time Jan. 18 at Oklahoma City ... Missed the first 15 games of the regular season (Oct. 29 Nov. 26) after suffering a fracture of the third metacarpal in his left hand in Paris on Oct. 9 in a preseason game vs. New Jersey ... **Playoffs:** Appeared in six games in the opening series defeat to Atlanta, recording two points, 11 rebounds and 47 minutes ... **2007-08:** Split the season between the New Jersey Nets and the Dallas Mavericks ... Saw action in 31 games (two starts) and averaged 1.8 points, 2.9 rebounds and 9.2 minutes ... Missed two games (Jan. 5 and Feb. 12) due to personal reasons, was a DNP-CD on 29 occasions and was on the Inactive List 17 times ... In seven outings with the Mavericks, averaged 1.7 points, 1.1 rebounds and 3.9 minutes ... Played in 24 games (two starts) with the Nets and averaged 1.8 points, 3.4 rebounds and 10.8 minutes ... Paced the Nets in blocks on four occasions and in rebounds and steals once each ... Had a season-high eight points with the Nets on Dec. 5 vs. New York ... Grabbed a season-best 12 boards and played a season-high 28 minutes Nov. 8 vs. Washington ... **Playoffs:** Did not see any game action in Dallas' opening round loss to New Orleans ... **2006-07:** Started 23 of 81 games for the Portland Trail Blazers, averaging 6.5 points, 6.1 rebounds and 21.0 minutes ... Ranked 37th in the NBA in blocks per game ... Finished second on the Blazers in offensive, defensive and total rebounds and double-doubles ... Led the Blazers in scoring once, in rebounds on 12 occasions, in steals five times and in minutes twice ... Scored in double figures 14 times, with a season-high 19 points Apr. 9 at San Antonio ... Recorded a season-high 40 minutes of playing time Mar. 31 vs. L.A. Clippers ... Posted double-figure rebounds on 14 occasions, with a season-high 16 in consecutive games Mar. 23 at Atlanta and Mar. 22 at New York ... Totaled six double-doubles ... Hauled down 15 rebounds Dec. 22 vs. Toronto ... **2005-06:** Was the only Milwaukee Buck to start all 82 games, averaging 9.2 points, 9.5 rebounds, 0.98 blocks and 30.1 minutes ... Ranked fourth in the NBA in defensive rebounds per 48 minutes (10.9), seventh in total rebounds, eighth in defensive rebounds, 10th in rebounds per game and 32nd in blocks per game ... Paced the Bucks in offensive, defensive, total rebounds and blocks ... Ranked second on the team in free throws attempted and third in free throws made ... Led Milwaukee in rebounds a team-high 50 times, in blocks a team-high 38 times and in steals on three occasions ... Scored in double figures 40 times ... Grabbed double-figure rebounds 34 times, including a career-high 22-rebound effort Jan. 21 vs. Charlotte ... Posted 17 double-doubles ... Had a season-high 17 points on two occasions: Feb. 4 vs. Memphis and Dec. 2 at Washington ... **Playoffs:** Averaged 9.0 points, 8.0 rebounds, 1.2 blocks and 27.0 minutes in five starts ... Scored in double-digits twice and had a double-figure rebound total on one occasion ... **2004-05:** Started 22 of the 23 games for New Orleans Hornets, averaging 11.7 points, 8.9 rebounds, 1.00 blocks and 30.6 minutes ... Missed a total of 59 games due to injury ... Missed the final eight games of the season (Apr. 8-20) due to back spasms ... Missed 51 games (Nov. 28 Mar. 14) after suffering a fractured right ring finger at Phoenix on Nov. 26 ... Had his career high streak of 290 consecutive games played snapped when he missed the Nov. 28 game vs. the Lakers in L.A. ... Had his career high streak of 175 consecutive starts snapped when he came in off the bench in his first game back from the injury vs. Memphis on Mar. 16 ... Led the team in scoring four times and in rebounds on seven occasions ... Scored in double figures on 16 occasions, including three 20-point performances ... Grabbed double-figure rebounds nine times and recorded eight double-doubles ... Posted three 20-point/10-rebound games ... Grabbed a season-high 17 rebounds at Minnesota on Mar. 23 ... Recorded a season-best three blocks Mar. 18 at Chicago ... Played a career-high 48 minutes at Golden State on Nov. 23 and tied his career highs in points (27) as well as field goals made (9) and attempted (21) ... **2003-04:** Was the only member of the New Orleans Hornets to start and play in all 82 games ... Averaged 13.6 points, a career-best 10.3 rebounds, 1.23 blocks and 33.9 minutes ... Was named a reserve for the Eastern Conference for the All-Star Game in Los Angeles; led the Eastern

JAMAAL MAGLOIRE

Conference All-Stars in scoring with 19 points and added eight rebounds, one steal and one block in 21 minutes ... Was named the Eastern Conference Player of the Month for April after averaging 21.7 points and 12.1 rebounds ... Was named the Eastern Conference Player of the Week for the week ending Apr. 11 after averaging 23.0 points and 14.3 rebounds ... Ranked among the NBA leaders in offensive rebounding (5th), rebounds per game (tied-7th) and field goal percentage (tied-27th) ... Set single-season career highs in minutes played, field goals made and attempted, free throws made and attempted, free throw percentage, offensive, defensive and total rebounds, rebound average, points and scoring average ... Was one of only four players in the Eastern Conference and 11 players in the NBA to average a double-double in 2003-04 ... Led the Hornets in minutes played, blocks, free throws made and attempted, offensive, defensive and total rebounds and ranked second in points and field goals made and attempted ... Paced the Hornets in scoring 11 times and in rebounds on 51 occasions ... Scored in double figures a career-high 62 times, including a career-high 18 20-point games ... Amassed a career-high 45 double-doubles (3rd in the NBA) ... Recorded a career-high five consecutive 20-point/10-rebound games from Apr. 6-14 ... Grabbed double-figure rebounds a career-high 50 times ... Hit a game-winning 11-footer as time expired vs. Detroit on Mar. 23 ... Recorded career highs in free throws made (15) and attempted (20) vs. Toronto on Mar. 21 ... Registered his first career 20-point/20-rebound game with 23 points and 21 rebounds Mar. 7 at Toronto ... Posted a season-best four steals Nov. 23 at Detroit ... Scored a career-high 27 points at Orlando on Oct. 30 ... **Playoffs:** Started all seven games in New Orleans' first-round series vs. Miami ... Averaged 11.0 points, 9.1 rebounds, 1.00 blocks and 34.1 minutes ... Led the Hornets in defensive rebounds and ranked second in scoring average, points, field goals made and attempted, offensive rebounds, total rebounds and blocks ... Led the Hornets in rebounds four times ... Scored in double figures five times and grabbed double-figure rebounds on four occasions ... Posted a pair of double-doubles ... **2002-03:** Started all 82 games for the New Orleans Hornets, averaging 10.3 points, 8.8 rebounds, 1.35 blocks and 29.8 minutes ... Set single-season career highs in blocks, assists and steals ... Ranked tied for fifth in the league in offensive rebounding (3.2 oppg), tied for 12th in overall rebounding and 23rd in blocks ... Led New Orleans in offensive rebounds, defensive rebounds, total rebounds and blocks ... Became the first centre in franchise history to play and start all 82 games in a season ... Was the only Hornet to start all 82 games ... Ranked second on the team in free throws made and attempted ... Led the team in scoring twice and in rebounds on 31 occasions ... Scored in double figures on 44 occasions, including four games with 20-or-more points ... Grabbed double-figure rebounds 30 times, including one 20-rebound effort ... Recorded a team-high 24 double-doubles (team was 20-4 in those games) ... Had three 20-point/10-rebound performances ... His 20 rebounds vs. Indiana on Feb. 12 marked the Hornets' 2002-03 single-game high ... Scored a season-high 22 points Jan. 20 vs. Philadelphia ... Had a career-high 28 multi-block games ... Registered a career-high seven blocks vs. Philadelphia on Nov. 19 ... **Playoffs:** Started all six games in a first-round series vs. Philadelphia ... Averaged 11.5 points, 8.3 rebounds, 1.00 blocks and 31.3 minutes ... Led the Hornets in defensive and total rebounds ... Paced the Hornets in rebounds three times ... Scored in double figures three times and grabbed double-figure rebounds once (a postseason career-high 12 rebounds in Game 5 at Philadelphia on Apr. 30) ... Recorded one double-double ... Made his first postseason start in Game 1 at Philadelphia on Apr. 20 ... **2001-02:** Appeared in all 82 games (eight starts) for the Charlotte Hornets and averaged 8.5 points (career-high .551 FG%, .730 FT%), 5.6 rebounds, 1.05 blocks and 18.9 minutes ... Averaged 14.5 points and 7.8 rebounds while shooting .676 per cent from the floor in his eight starts ... Was one of just two Hornets to play in all 82 games ... Led Charlotte in field goal percentage ... Ranked second on the team in free throws made, offensive rebounds and blocks ... Topped the team in scoring twice and in rebounds on 11 occasions ... Scored in double figures 31 times, including a pair of 20-point performances ... Posted double-figure rebound totals on 11 occasions ... Had eight double-doubles ... Registered a season-high five blocks Feb. 27 at New Jersey ... Made his first NBA start at New Jersey on Feb. 24 ... Grabbed a season-best 16 boards at Indiana on Jan. 25 ... **Playoffs:** Came off the bench in all eight games to average 12.3 points (.550 FG%, .761 FT%), 5.6 rebounds, 1.88 blocks and 21.0 minutes ... Led Charlotte in field goal percentage and free throws made and attempted and finished second in blocks ... Paced the Hornets in scoring once ... Scored in double figures six times, grabbed double-figure rebounds twice and recorded a pair of double-doubles ... Appeared in four games in the Eastern Conference Semifinals vs. New Jersey and averaged 12.0 points, 5.8 rebounds, 2.25 blocks and 18.8 minutes ... Missed Game 1 of the series vs. New Jersey on May 5 due to an NBA suspension ... Led the Hornets in free throws made in the New Jersey series with 26 and averaged a team-high nine free throw attempts per game ... Saw action in all four games in the opening round vs. Orlando and averaged 12.5 points (.579 FG%, .800 FT%), 5.5 rebounds, 1.50 blocks and 23.3 minutes ... Recorded postseason career highs in free throws made (11), free throws attempted (13) and points (19) in Game 4 at Orlando on Apr. 30 ... Registered his first career postseason double-double with 15 points and 10 rebounds in Game 3 at Orlando on Apr. 27 ... **2000-01:** Came off the bench in 74 games, averaging 4.6 points, 4.0 rebounds, 1.05 blocks and 14.8 minutes ... Missed a total of seven games due to a sore left foot (three from Dec. 13-16 and four from Dec. 26 Jan. 1) and one game as a DNP-CD ... Ranked fourth among all rookies in blocks and tied for seventh in rebounding ... Led the Hornets in rebounds on five occasions ... Scored in double figures on 11 occasions and grabbed double-figure rebounds twice ... Recorded a season-high 16 points at Toronto on Nov. 20 ... Made his NBA debut at Atlanta on Oct. 31 ... **Playoffs:** Came off the bench in all 10 games for the Hornets and averaged 3.9 points (.571 FG%), 2.8 rebounds and 11.0 minutes ... Averaged 4.7 points (.609 FG%), 3.0 rebounds and 11.6 minutes in the Eastern Conference Semifinals vs. Milwaukee ... Contributed 2.0 points, 2.3 rebounds, 1.00 blocks and 9.7 minutes in the first-round sweep of Miami ... Made postseason debut in Game 1 at Miami on Apr. 21.

COLLEGE CAREER: Appeared in 145 games (73 starts) during his four-year career at the University of Kentucky and averaged 7.3 points (.503 FG%), 5.4 rebounds, 1.85 blocks and 19.3 minutes ... Finished his career as Kentucky's all-time leader in blocked shots and ranked fifth in Southeastern Conference history ... Originally applied for early entry into the 1999 NBA Draft, but withdrew from consideration prior to the draft ... Became the first Wildcat and only the third SEC player to be named SEC Player of the Week three times in a season when he accomplished the feat as a senior (1999-00) ... Was named first-team All-SEC as a senior ... Led the Wildcats in games played, rebounding, field goal percentage and blocks his final season and ranked second in scoring ... Tallied an SEC-high 15 double-doubles as a senior ... Led the team in blocks as a junior ... Was a member of Kentucky's 1998 NCAA Championship team as a sophomore and shot 71.4 percent from the floor in Kentucky's six NCAA Tournament games and averaged 3.00 blocks en route to the championship ... Was named to the SEC All-Freshman Team ... Paced the SEC in blocks in his freshman season.

PERSONAL: Full name is Jamaal Dane Magloire ... Nickname is "Big Cat" and was given to him by former teammate P.J. Brown because he played for the Kentucky Wildcats ... Parents are Garth and Marion Magloire ... Has three brothers (Karlton Magloire, Wayne Moore and the late Justin Shephard) and one sister (Natasha Moore) ... Has a son (Jalen Magloire) ... Majored in social work at Kentucky ... Has his own charitable foundation (The Jamaal Magloire Foundation) and his own website (www.jamaalmagloire.com) ... Is actively involved with several charities including Youth Deserve a Chance to Dream Foundation (a charity run by his mother), United Mothers Opposing Violence Everywhere (U.M.O.V.E.) and Second Chance ... In the summer of 2010, paid the funeral costs of Lucita Charles, a 28-year old single mom he did not know, who was murdered in Toronto and set up a trust fund for her seven-year old special needs son Mataeo after he saw news reports of the tragedy ... Hosted a gala dinner in Toronto on Sept. 29, 2005 to help raise money for Hurricane Katrina victims and also held a drive to collect household items and clothes for the victims ... Donated \$19,000 to Children's Hospital of New Orleans after pledging \$1,000 for every point he scored in the 2004 NBA All-Star Game ... runs clinics for underprivileged children in Canada and Trinidad and Tobago during the summer... also runs the Jamaal Magloire Basketball Camp in Toronto during the summer and the Jamaal Magloire Summer League, an organization for basketball-minded adults... sponsors five basketball teams (four boys and one girls) known as JAMBA (Jamaal Magloire Basketball Association) that play within the Ontario Basketball Association ... Hosts a memorial basketball game in honor of his late brother (Justin Shephard) to raise scholarship money for a local basketball star in his brother's name ... On May 17, 2006, was given a star on the Scarborough Walk of Fame in Toronto, which honors prominent members of Scarborough's community ... Won two provincial championships in high school and had a 67-game winning streak at Eastern School of Commerce in Toronto.



JAMAAL MAGLOIRE

CAREER HIGHS:

Points 27, New Orleans at Golden State, 11/23/2004 (twice) Off. Rebounds
 FGM 9, New Orleans at Golden State, 11/23/2004 (9 times) Def. Rebounds
 FGA 21, New Orleans at Golden State, 11/23/2004 (twice) Total Rebounds
 3PM None Assists
 3PA 1, New Orleans at Washington, 4/14/2004 (7 times) Steals
 FTM 15, New Orleans vs. Toronto, 3/21/2004 (twice) Blocks
 FTA 16, New Orleans vs. Toronto, 3/21/2004 (twice) Minutes

9, Milwaukee vs. Indiana, 11/12/2005 (twice)
 18, Milwaukee vs. Charlotte, 1/21/2006
 22, Milwaukee vs. Charlotte, 1/21/2006
 4, Milwaukee vs. Charlotte, 1/21/2006
 4, New Orleans vs. Orlando, 12/3/2003
 7, Charlotte vs. Philadelphia, 11/19/2002
 48, New Orleans at Golden State, 11/23/2004

JAMAAL MAGLOIRE NBA STATISTICS

YEAR	TEAM	G	GS	MIN	FG	FGA	PCT	FT	FTA	PCT	OFF	DEF	REB	AST	ST	TO	BLK	PTS	AVG
00-01	Char	74	0	1095	122	271	.450	95	145	.655	103	192	295	27	18	61	78	339	4.6
01-02	Char	82	8	1549	228	414	.551	243	333	.730	153	208	461	21	27	118	86	699	8.5
02-03	NO	82	82	2443	305	635	.480	231	322	.717	260	464	724	88	49	158	111	841	10.3
04-04	NO	82	82	277	283	809	.473	353	470	.751	268	579	847	86	43	201	101	1119	13.6
04-05	NO	23	22	703	98	227	.432	74	123	.602	79	126	205	29	8	59	23	270	11.7
05-06	Mil	82	82	2465	287	615	.467	178	333	.535	220	558	778	56	29	166	80	752	9.2
06-07	Por	81	23	1703	199	395	.504	131	242	.541	151	341	492	30	21	129	66	529	6.5
07-08	NJ-Dal	31	2	286	18	55	.327	20	44	.455	19	70	89	7	1	30	10	56	1.8
08-09	Mia	55	12	709	65	131	.496	29	60	.483	82	140	222	22	11	32	25	159	2.9
09-10	Mia	36	0	359	28	56	.500	21	59	.356	41	80	121	1	9	17	11	77	2.1
10-11	Mia	18	0	158	13	22	.591	9	18	.500	17	44	61	3	4	5	2	35	1.9
Totals		646	313	14247	1746	3630	.481	1384	2149	.644	1393	2902	4295	380	220	976	593	4876	7.5

Three-point field goals: 2000-01: 0-2 (.000); 0-1 (.000); 2001-02: 0-3 (.000); 2002-03: 0-1 (.000); 2003-04: 0-0; 2004-05: 0-0; 2005-06: 0-0; 2007-08: 0-0; 2008-09: 0-7; 2009-10: 0-0; 2010-11: 0-0; **Totals: 0-7 (.000).**

Personal fouls / Disqualifications: 2000-01: 139/0; 2001-02: 201/0; 2002-03: 276/4; 2003-04: 278/6; 2004-05: 74/0; 2005-06: 276/6; 2006-07: 226/0; 2007-08: 50/0; 2008-09: 121/0; 2009-10: 59/0; 2010-11: 26/0; **Totals: 1726/16.**

JAMAAL MAGLOIRE NBA PLAYOFF STATISTICS

YEAR	TEAM	G	MIN	FG	FGA	PCT	FT	FTA	PCT	OFF	DEF	REB	AST	ST	TO	BLK	PTS	AVG
00-01	Char	10	110	16	28	.571	7	23	.304	8	20	28	3	0	4	6	39	3.9
01-02	Char	8	168	22	40	.550	54	71	.761	17	28	45	5	0	17	15	98	12.3
02-03	NO	6	188	22	49	.449	25	33	.758	17	33	50	2	4	9	6	69	11.5
03-04	NO	7	239	28	67	.418	21	28	.750	16	48	64	5	3	11	7	77	11.0
05-06	Mil	5	135	18	38	.474	9	15	.600	11	29	40	5	2	6	6	45	9.0
08-09	Mia	6	47	1	3	.333	0	0	—	5	6	11	1	0	3	0	2	0.3
09-10	Mia	1	5	0	2	.000	0	0	—	0	1	1	0	0	1	0	0	0.0
10-11	Mia	3	18	2	5	.400	0	0	—	1	4	5	2	1	1	0	4	1.3
Totals		46	911	109	232	.470	116	170	.682	75	169	244	23	10	52	40	344	7.3

Three-point field goals: 2000-01: 0-0; 2001-02: 0-0; 2002-03: 0-0; 2003-04: 0-1; 2005-06: 0-0; 2008-09: 0-0; 2009-10: 0-0; 2010-11: 0-0; **Totals: 0-1 (.000).**

Personal fouls / Disqualifications: 2000-01: 20/0; 2001-02: 30/0; 2002-03: 15/0; 2003-04: 22/0; 2005-06: 14/0; 2008-09: 9-0; 2009-10: 1/0; 2010-11: 4/0; **Totals: 115/0.**

FOLLOW JAMAAL MAGLOIRE

WEBSITES - www.jamaalmagloire.com

www.torontorevellers.com



SCAN HERE
FOR UPDATED STATS



ADDITIONAL PLAYERS



JONAS VALANCIUNAS

POSITION: CENTRE
HEIGHT: 7-0

BIRTHDATE: MAY 6, 1992 (UTENA, LITHUANIA)
WEIGHT: 240

HOW ACQUIRED: First-round draft choice (fifth overall) by Toronto in 2011.

CONTRACT STATUS: Currently under contract with Lietuvos Rytas, with a buyout following the 2011-12 season.

2010-11 SEASON: Averaged 11.5 points, 7.3 rebounds, 1.8 blocks and 20.6 minutes in 33 contests in the Lithuanian League ... Ranked first in the league in blocks, third in rebounds and second in field goal percentage at .668 ... Scored in double figures in 22 games and grabbed double-digit totals in rebounds in nine outings ... Had a season-high 23 points on 9-of-10 shoot in 22 minutes vs. Rudupis in the Lithuanian League playoffs ... Grabbed a career-best 18 rebounds and added 19 points in 21 minutes against Alytus Alita ... Totaled 22 points (10-of-12 FG) and 13 points vs. Juventus ... Averaged 7.3 points, 5.1 rebounds, 1.4 blocks and 17.3 minutes in nine games in the VTB United League; 12.0 points, 5.3 rebounds, 1.8 blocks and 20.8 minutes in four games in Baltic League play; and 7.7 points, 5.8 rebounds and 14.9 minutes in 15 games in Euroleague action ... Shot .560 per cent from the field in the United League; .792 in the Baltic League; and .708 in the Euroleague ... Had 22 points on 10-of-12 shooting in 25 minutes vs. Siauliai in Baltic League action ... Had a double-double with 10 points and 10 rebounds in 16 minutes in his Euroleague debut vs. Fener Ulker ... Had 16 points, nine rebounds and two blocks in 22 minutes against Cibona in Euroleague play ... 2011 European Championships: Averaged 8.4 points, 4.1 rebounds and 1.1 blocks in 10 games ... His first action for his country's men's senior national team ... Shot .660 FG and .750 FT ... 2011 U-19 World Championship: Averaged 23.0 points, 13.9 rebounds and 3.2 blocks en route to the Most Valuable Player award ... Shot .595 from the field and .818 from the free throw line ... Led Lithuanian to the championship ... Scored 36 points and added eight rebounds and four blocks in 40 minutes in the championship game victory over Serbia ... Had 26 points and 24 rebounds against Poland and 30 points and 15 boards vs. the United States.

PROFESSIONAL CAREER: Heading into the 2011-12 campaign, has averaged 10.7 points and 6.7 rebounds in 65 Lithuanian League games ... **2009-10:** Started the season in the Lithuanian League with Perlas Vilnius, averaging 11.6 points, 7.5 rebounds and 1.5 blocks in 21.9 minutes over 13 appearances ... Had 21 points and nine rebounds in 23 minutes vs. Techasas ... Notched 20 points and six rebounds in 23 minutes vs. Zalgiris ... Played in eight Baltic League games, posting 12.4 points, 8.6 rebounds and 2.4 blocks ... Collected 21 points (8-10 FG), nine rebounds and five blocks in 27 minutes vs. Aisciai ... Joined Lietuvos Rytas in January where he averaged 8.9 points, 5.1 rebounds and 1.2 blocks in 16.9 minutes in Lithuanian League play ... Totaled 22 points (8-11 FG) and nine rebounds in 23 minutes vs. Alytus ... Participated in eight Baltic League games as a member of Lietuvos Rytas, averaging 11.0 points, 5.1 rebounds and 1.4 blocks ... Competed with Lietuvos Rytas' junior team in the Ciutat de L'Hospitalet tournament, a qualification for the Nike International Junior Tournament; played in four contests, averaging 21.5 points, 13.5 rebounds and 4.0 blocks in 28.4 minutes ... Recorded 24 rebounds vs. Unicaja's junior team and 33 points vs. KK Split's junior squad ... Shot a perfect 8-for-8 FG for 23 points, while adding 14 rebounds, three steals and two blocks vs. Italy ... 2010 U-18 European Championships: Earned Most Valuable Player honours leading Lithuania to the gold medal ... Averaged 19.4 points and 13.4 rebounds in nine outings ... Ranked first in the tournament in field goal percentage (.667) and rebounding, and second in scoring and blocks (2.7) ... Recorded 34 points (14-16 FG), 13 rebounds and four blocks in 27 minutes vs. France ... Had 31 points (12-15 FG) and 18 rebounds in the title game vs. Russia ... **2008-09:** Played for Perlas Vilnius in Lithuania's second division, the NKL, averaging 10.1 points, 7.8 rebounds and 2.1 blocks ... Competed at the Nike International Junior Tournament for Lietuvos Rytas' junior team, averaging 16.1 points, 10.9 rebounds and 2.9 blocks in 21.3 minutes over eight games ... Earned All-Tournament accolades ... 2009 U-18 European Championship: Averaged 19.3 points and 10.6 rebounds in nine games, earning All-Tournament honours ... Ranked second in the tourney in scoring, first in field goal percentage (.721), third in rebounding and second in blocks (2.6) ... Totaled 37 points (13-19 FG), 19 rebounds and four blocks vs. France ... 2008 U-16 European Championship: Averaged 14.2 points and 11.1

PERSONAL: Name is pronounced YO-nahs vah-lahn-CHEW-nahs ... In the Eurobasket 2009 U-18 All-Star Game, finished with game highs of 18 points and 19 rebounds ... Participated in the NBA and FIBA Basketball without Borders Europe camp in Instabul, Turkey in June 2008.

JONAS VALANCIUNAS LITHUANIAN LEAGUE STATISTICS

YEAR	TEAM	G	FG	FGA	PCT	FT	FTA	PCT	REB	AST	ST	BLK	PTS	AVG
09-10	Perlas-Lietuvos	32	114	187	.610	92	127	.724	195	16	10	42	320	10.0
10-11	Lietuvos	33	147	220	.668	82	105	.781	242	17	16	61	379	11.5
Totals		65	261	407	.641	174	232	.750	437	33	26	103	699	10.7

Three-point field goals: 2009-10: 0-1 (.000); 2010-11: 1-1 (1.000); Totals: 1-2 (.500).

JONAS VALANCIUNAS EUROLEAGUE STATISTICS

YEAR	TEAM	G	FG	FGA	PCT	FT	FTA	PCT	REB	AST	ST	BLK	PTS	AVG
10-11	Lietuvos	15	46	65	.708	23	25	.885	87	3	3	11	115	7.7
Totals		15	46	65	.708	23	25	.885	87	3	3	11	115	7.7

JONAS VALANCIUNAS 2011 U19 WORLD CHAMPIONSHIPS

YEAR	TEAM	G	FG	FGA	PCT	FT	FTA	PCT	REB	AST	ST	BLK	PTS	AVG
10-11	Lithuania	9	72	121	.595	60	74	.811	125	9	7	29	207	23.0
Totals		9	72	121	.595	60	74	.811	125	9	7	29	207	23.0



SEASON REVIEW

2011



2012

RAPTORS

BE PROUD - GET LOUD!

TORONTO RAPTORS

ICE B... SMIRNOV

81 75 86 2:18 QTR 4 115 REBOUNDS Raptors Pistons 26 31

TORONTO vs. DETROIT

113 Bruce... 114 Bruce... 115



2:18
12

IBM

Tim Hortons

SATISFI

2010-11 NBA STANDINGS

NBA EASTERN CONFERENCE

ATLANTIC DIVISION

	W	L	PCT	GB	HOME	ROAD	LAST-10	STREAK
Boston	56	26	.683	-	33-8	23-18	5-5	Won 1
New York	42	40	.512	14	23-18	19-22	7-3	Lost 2
Philadelphia	41	41	.500	15	26-15	15-26	4-6	Lost 2
New Jersey	24	58	.293	32	19-22	5-36	1-9	Lost 5
Toronto	22	60	.268	34	16-25	6-35	2-8	Lost 2

CENTRAL DIVISION

	W	L	PCT	GB	HOME	ROAD	LAST-10	STREAK
Chicago	62	20	.756	-	36-5	26-15	9-1	Won 9
Indiana	37	45	.451	25	24-17	13-28	5-5	Lost 2
Milwaukee	35	47	.427	27	22-19	13-28	6-4	Won 3
Detroit	30	52	.366	32	21-20	9-32	5-5	Won 1
Cleveland	19	63	.232	43	12-29	7-34	5-5	Won 2

SOUTHEAST DIVISION

	W	L	PCT	GB	HOME	ROAD	LAST-10	STREAK
Miami	58	24	.707	-	30-11	28-13	8-2	Won 4
Orlando	52	30	.634	6	29-12	23-18	6-4	Won 2
Atlanta	44	38	.537	14	24-17	20-21	6-6	Lost 6
Charlotte	34	48	.415	24	21-20	13-28	4-6	Won 2
Washington	23	59	.280	35	20-21	3-38	6-4	Lost 1

NBA WESTERN CONFERENCE

SOUTHWEST DIVISION

	W	L	PCT	GB	HOME	ROAD	LAST-10	STREAK
San Antonio	61	21	.744	-	36-5	25-16	4-6	Lost 2
Dallas	57	25	.695	4	29-12	28-13	6-4	Won 4
New Orleans	46	36	.561	15	28-13	18-23	5-5	Lost 3
Memphis	46	36	.561	15	30-11	16-25	6-4	Lost 2
Houston	43	39	.524	18	25-16	18-23	5-5	Won 1

NORTHWEST DIVISION

	W	L	PCT	GB	HOME	ROAD	LAST-10	STREAK
Oklahoma City	55	27	.671	-	30-11	25-16	7-3	Lost 1
Denver	50	32	.610	5	33-8	17-24	7-3	Lost 1
Portland	48	34	.585	7	30-11	18-23	6-4	Lost 1
Utah	39	43	.476	16	21-20	18-23	3-7	Won 2
Minnesota	17	65	.207	38	12-29	5-36	0-10	Lost 15

PACIFIC DIVISION

	W	L	PCT	GB	HOME	ROAD	LAST-10	STREAK
L.A. Lakers	57	25	.695	-	30-11	27-14	5-5	Won 2
Phoenix	40	42	.488	17	23-18	17-24	4-6	Won 2
Golden State	36	46	.439	21	26-15	10-31	6-4	Won 1
L.A. Clippers	32	50	.390	25	23-18	9-32	4-6	Won 1
Sacramento	24	58	.293	33	11-30	13-28	4-6	Lost 2

CONFERENCE STANDINGS

EASTERN CONFERENCE

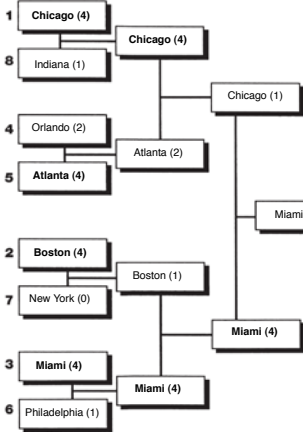
	W	L	PCT	GB	CONF	DIV	HOME	ROAD	LAST 10
Chicago	62	20	.756	0.0	39-13	15-1	36-5	26-15	9-1
Miami	58	24	.707	4.0	38-14	13-3	30-11	28-13	8-2
Boston	56	26	.683	6.0	37-15	13-3	33-8	23-18	5-5
Orlando	52	30	.634	10.0	36-16	11-5	29-12	23-18	6-4
Atlanta	44	38	.537	18.0	31-21	9-7	24-17	20-21	4-6
New York	42	40	.512	20.0	28-24	10-6	23-18	19-22	7-3
Philadelphia	41	41	.500	21.0	25-27	9-7	26-15	15-26	4-6
Indiana	37	45	.451	25.0	28-24	9-7	24-17	13-28	5-5
Milwaukee	35	47	.427	27.0	26-26	6-10	22-19	13-28	6-4
Charlotte	34	48	.415	28.0	22-30	4-12	21-20	13-28	4-6
Detroit	30	52	.366	32.0	22-30	7-9	21-20	9-32	5-5
New Jersey	24	58	.293	38.0	13-39	3-13	19-22	5-36	1-9
Washington	23	59	.280	39.0	16-36	3-13	20-21	3-38	6-4
Toronto	22	60	.268	40.0	14-38	5-11	16-25	6-35	2-8
Cleveland	19	63	.232	43.0	15-37	3-13	12-29	7-34	5-5

WESTERN CONFERENCE

	W	L	PCT	GB	CONF	DIV	HOME	ROAD	LAST 10
San Antonio	61	21	.744	0.0	38-14	10-6	36-5	25-16	4-6
L.A. Lakers	57	25	.695	4.0	36-16	12-4	30-11	27-14	5-5
Dallas	57	25	.695	4.0	35-17	8-8	29-12	28-13	6-4
Oklahoma City	55	27	.671	6.0	33-19	13-3	30-11	25-16	7-3
Denver	50	32	.610	11.0	30-22	9-7	33-8	17-24	7-3
Portland	48	34	.585	13.0	30-22	10-6	30-11	18-23	6-4
New Orleans	46	36	.561	15.0	27-25	9-7	28-13	18-23	5-5
Memphis	46	36	.561	15.0	30-22	8-8	30-11	16-25	6-4
Houston	43	39	.524	18.0	25-27	5-11	25-16	18-23	5-5
Phoenix	40	42	.488	21.0	23-29	9-7	23-18	17-24	4-6
Utah	39	43	.476	22.0	21-31	7-9	21-20	18-23	3-7
Golden State	36	46	.439	25.0	21-31	5-11	26-15	10-31	6-4
L.A. Clippers	32	50	.390	29.0	19-33	7-9	23-18	9-32	4-6
Sacramento	24	58	.293	37.0	15-37	7-9	11-30	13-28	4-6
Minnesota	17	65	.207	44.0	7-45	1-15	12-29	5-36	0-10

Eastern Conference

First Round	Conference Semifinals	Conference Finals
Best of Seven (2-2-1-1-1 format)	Best of Seven (2-2-1-1-1 format)	Best of Seven (2-2-1-1-1 format)



Western Conference

Conference Finals	Conference Semifinals	First Round
Best of Seven (2-2-1-1-1 format)	Best of Seven (2-2-1-1-1 format)	Best of Seven (2-2-1-1-1 format)



2010-11 NBA AWARDS

HONOUR ROLL

Most Valuable Player: Derrick Rose, Chicago
Most Improved Player: Kevin Love, Minnesota
Defensive Player of the Year: Dwight Howard, Orlando
Sixth Man: Lamar Odum, L.A. Lakers

Rookie of the Year: Blake Griffin, L.A. Clippers
Executive of the Year: Gar Forman, Chicago & Pat Riley, Miami
Coach of the Year: Tom Thibodeau, Chicago
Sportsmanship Award: Stephen Curry, Golden State

ALL-NBA TEAMS

First Team

F - LeBron James, Miami
 F - Kevin Durant, Oklahoma City
 C - Dwight Howard, Orlando
 G - Kobe Bryant, L.A. Lakers
 G - Derrick Rose, Chicago

Second Team

F - Pau Gasol, L.A. Lakers
 F - Dirk Nowitzki, Dallas
 C - Amar'e Stoudemire, New York
 G - Dwyane Wade, Miami
 G - Russell Westbrook, Oklahoma City

Third Team

F - LaMarcus Aldridge, Portland
 F - Zach Randolph, Memphis
 C - Al Horford, Atlanta
 G - Manu Ginobili, San Antonio
 G - Chris Paul, New Orleans

ALL-DEFENSIVE TEAMS

First Team

C - Dwight Howard, Orlando
 G - Rajon Rondo, Boston
 F - LeBron James, Miami
 G - Kobe Bryant, L.A. Lakers
 F - Kevin Garnett, Boston

Second Team

G - Tony Allen, Memphis
 G - Chris Paul, New Orleans
 C - Tyson Chandler, Dallas
 F - Andre Iguodala, Philadelphia
 C - Joakim Noah, Chicago

ALL-ROOKIE TEAM

First Team

Blake Griffin, L.A. Clippers
 John Wall, Washington
 Landry Fields, New York
 DeMarcus Cousins, Sacramento
 Gary Neal, San Antonio

Second Team

Greg Monroe, Detroit
 Wesley Johnson, Minnesota
 Eric Bledsoe, L.A. Clippers
 Derrick Favors, Utah
 Paul George, Indiana

2010-11 NBA LEADERS

SCORING AVERAGE	G	FG	FT	PTS	AVG	REBOUNDS PER GAME	G	OFF	DEF	TOT	AVG	ASSISTS PER GAME	G	AST	AVG
Durant, OKC.	78	711	594	2161	27.7	Love, Min.	73	330	782	1112	15.2	Wash, Pho.	75	855	11.4
James, Mia.	79	758	503	2111	26.7	Howard, Or.	78	309	789	1098	14.1	Rondo, Bos.	68	760	11.2
Anthony, Den.-N.Y.	77	684	507	1970	25.6	Randolph, Mem.	75	326	588	914	12.2	D. Williams, Utah-N.J.	65	667	10.3
Wade, Mia.	76	692	494	1941	25.5	Griffin, LA-C	82	270	719	989	12.1	Paul, N.O.	80	782	9.8
Bryant, LA-L	82	740	483	2078	25.3	Humphries, N.J.	74	225	546	771	10.4	Calderson, Tor. (5)	68	605	8.9
Stoudemire, N.Y.	78	744	473	1971	25.3	Gasol, LA-L	82	268	568	836	10.2	Felton, N.Y.-Den.	75	625	8.3
Rose, Chi.	81	711	476	2026	25.0	Lee, G.S.	73	217	497	714	9.8	Wall, Was.	69	574	8.3
Ellis, G.S.	80	726	340	1929	24.1	Jefferson, Utah	82	235	559	794	9.7	Kidd, Dal.	80	655	8.2
Martin, Hou.	80	553	594	1876	23.5	Okafor, N.O.	72	230	454	684	9.5	Westbrook, OKC.	82	700	8.2
Nowitzki, Dal.	73	610	395	1681	23.0	Chandler, Dal.	74	206	486	692	9.4	Rose, Chi.	81	623	7.7
Howard, Or.	78	619	546	1784	22.9	Horford, Atl.	77	182	536	718	9.3	Harris, N.J.-Utah	71	503	7.1
Griffin, LA-C	82	696	446	1845	22.5	Duncan, S.A.	76	169	509	678	8.9	James, Mia.	79	554	7.0
Westbrook, OKC.	82	614	531	1793	21.9	Garnett, Bos.	71	83	548	631	8.9	Miller, Por.	81	566	7.0
Aldridge, Por.	81	707	351	1769	21.8	Aldridge, Por.	81	278	431	709	8.8	Lowry, Hou.	75	500	6.7
Bargnani, Tor. (15)	66	525	287	1414	21.4	Hickson, Cle.	80	217	478	695	8.7	Parker, S.A.	78	513	6.6
Granger, Ind.	79	535	395	1622	20.5	Odom, LA-L	82	175	535	710	8.7	Conley, Mem.	81	528	6.5
Lopez, N.J.	82	644	385	1673	20.4	Cousins, Sac.	81	217	482	699	8.6	Holiday, Phi.	82	531	6.5
Love, Min.	73	482	424	1476	20.2	Smith, Atl.	77	134	523	657	8.5	Igoudala, Phil.	67	422	6.3
Randolph, Mem.	75	598	300	1504	20.1	Brand, Phi.	81	237	439	676	8.3	Augustin, Chi.	82	498	6.1
Beasley, Min.	73	561	219	1401	19.2	Bosh, Mia.	77	141	500	641	8.3	Nelson, Ora.	76	456	6.0
Pierce, Bos.	80	507	386	1511	18.9	Dalembert, Sac.	80	212	445	657	8.2	Curry, G.S.	74	432	5.8
West, N.O.	70	528	264	1322	18.9	Scota, Hou.	74	147	459	606	8.2	Ellis, G.S.	80	450	5.6
Gasol, LA-L	82	593	354	1541	18.8	Stoudemire, N.Y.	78	198	438	636	8.2	Ridnour, Min.	71	384	5.4
Bosh, Mia.	77	524	384	1438	18.7	Hayes, Hou.	74	219	380	599	8.1	Billups, Den.-N.Y.	72	387	5.4
Jefferson, Utah	82	654	220	1528	18.6	McGee, Was.	79	223	411	634	8.0	Sessions, Cle.	81	419	5.2
Curry, G.S.	74	505	212	1373	18.6	Wallace, Cha.-Por.	71	111	458	569	8.0	Stuckey, Det.	70	361	5.2
Scota, Hou.	74	569	214	1352	18.3	Gortat, Or.-Pho.	80	148	483	631	7.9	Collins, Ind.	79	403	5.1
Johnson, Atl.	72	514	195	1312	18.2	Millsap, Utah	76	164	415	579	7.6	Farmar, N.J.	73	368	5.0
Parker, S.A.	78	555	233	1369	17.5	Nene, Den.	75	145	426	571	7.6	Giombili, S.A.	80	393	4.9
Deng, Chi.	82	531	253	1430	17.4	Ibaka, OKC.	82	214	408	622	7.6	Udrih, Sac.	79	386	4.9
Giombili, S.A.	80	441	357	1393	17.4	West, N.O.	70	155	374	529	7.6	Bryant, LA-L	82	388	4.7
Millsap, Utah	76	525	256	1315	17.3	Hibbert, Ind.	81	182	428	610	7.5	Lawson, Den.	80	377	4.7
DeRozan, Tor. (33)	82	539	327	1410	17.2	Monroe, Det.	80	248	353	601	7.5	Johnson, Atl.	72	338	4.7
Billups, Den.-N.Y.	72	339	384	1208	16.8	James, Mia.	79	80	510	590	7.5	Wade, Mia.	76	346	4.6
Smith, Atl.	77	497	229	1274	16.5	Anthony, Den.-N.Y.	77	118	445	563	7.3	Turkoglu, Pho.-Or.	81	343	4.2
Allen, Bos.	80	480	193	1321	16.5	Jordan, LA-C	80	207	368	575	7.2	Diaw, Cha.	82	337	4.1
Lee, G.S.	73	496	210	1203	16.5	Nowitzki, Dal.	73	50	463	513	7.0	Terry, Dal.	82	334	4.1
D. Wright, G.S.	82	485	180	1344	16.4	Gasol, Mem.	81	154	415	569	7.0	Hinrich, Was.-Atl.	72	288	4.0
Matthews, Por.	82	440	266	1300	15.9	Blair, S.A.	81	215	350	565	7.0	Arenas, Was.-Or.	70	274	3.9
Paul, N.O.	80	430	337	1268	15.9	Marion, Dal.	80	168	383	551	6.9	Barea, Dal.	81	317	3.9

FIELD GOAL PCT.	FG	FGA	PCT	3-PT FIELD GOAL PCT.	3FG	3GA	PCT	FREE THROW PCT.	FT	FTA	PCT
Nene, Den.	402	654	.615	Bonner, S.A.	105	230	.457	Curry, G.S.	212	227	.934
Howard, Or.	619	1044	.593	Allen, Bos.	168	378	.444	Billups, Den.-N.Y.	384	419	.916
Okafor, N.O.	300	524	.573	Curry, G.S.	151	342	.442	Wash, Pho.	227	249	.912
Gortat, Or.-Pho.	338	603	.561	Ridnour, Min.	81	184	.440	Augustin, Cha.	269	297	.906
Horford, Atl.	513	921	.557	Jefferson, S.A.	135	307	.440	Meeks, Phi.	152	170	.894
Monroe, Det.	303	550	.551	Bibby, Atl.-Was.-Mia	115	348	.440	Foye, LA-C	133	149	.893
McGee, Was.	332	604	.550	Jones, Mia.	123	287	.429	Nowitzki, Dal.	395	443	.892
Ibaka, OKC.	335	617	.543	Afflalo, Den.	105	248	.423	Martin, Hou.	594	669	.888
Young, Phi.	458	847	.541	Williams, G.S.	102	241	.423	Allen, Bos.	193	219	.881
Millsap, Utah	525	988	.531	Morrow, N.J.	110	260	.423	Durant, OKC.	594	675	.880
Odom, LA-L	473	893	.530	Cook, OKC.	65	154	.422	Paul, N.O.	337	384	.878
Gasol, LA-L	593	1120	.529	Stojakovic, N.O.-Tor.-Dal.	97	136	.419	Giombili, S.A.	357	410	.871
Garnett, Bos.	434	822	.528	Neal, S.A.	129	308	.419	Collins, Ind.	202	232	.871
Gasol, Mem.	364	691	.527	Love, Min.	88	211	.417	Stuckey, Det.	330	381	.866
Humphries, N.J.	307	583	.527	Rush, Ind.	93	223	.417	Udrih, Sac.	197	228	.864
Marion, Dal.	434	834	.520	Webster, Min.	55	132	.417	Fernandez, Por.	126	146	.863
Parker, S.A.	555	1069	.519	Korver, Chi.	120	289	.415	Hill, S.A.	233	270	.863
Nowitzki, Dal.	610	1179	.517	Dudley, Pho.	105	253	.415	Gallinari, N.Y.-Den.	337	391	.862
Bass, Or.	332	645	.515	Belinelli, N.O.	134	324	.414	Garnett, Bos.	187	217	.862
Brand, Phi.	502	981	.512	Turkoglu, Pho.-Or.	127	310	.410	Pierce, Bos.	386	449	.860
James, Mia.	758	1485	.510	Lee, Hou.	71	174	.408	Rose, Chi.	476	555	.858
Boozer, Chi.	431	845	.510	Matthews, Por.	154	378	.407	Ja. Crawford, Atl.	222	260	.854
West, N.O.	528	1040	.508	Radmanovic, G.S.	70	173	.405	Williams, Cle.-LA-C	151	177	.853
Lee, G.S.	496	978	.507	Lawson, Den.	69	171	.404	Miller, Por.	249	292	.853
Griffin, LA-C	696	1376	.506	Gibson, Cle.	118	293	.403	Jack, Tor.-N.O.	182	214	.850
Scota, Hou.	569	1129	.504	Gordon, Det.	107	266	.402	Terry, Dal.	182	214	.850
Randolph, Mem.	598	1188	.503	Billups, Den.-N.Y.	146	363	.402	Gordon, Det.	136	160	.850
Lawson, Den.	346	688	.503	Unleavy, Ind.	102	254	.402	Love, Min.	424	499	.850
Landry, Sac.-N.O.	445	687	.502	Days, Det.	69	172	.401	R. Hamilton, Det.	146	172	.849
Stoudemire, N.Y.	744	1482	.502	Sha. Williams, N.Y.	85	212	.401	Granger, Ind.	395	466	.848
Duncan, S.A.	419	838	.500	Nelson, Or.	119	297	.401	Barea, Dal.	133	157	.847
Udrih, Sac.	412	824	.500	Hinrich, Was.-Atl.	75	189	.399	Afflalo, Den.	138	163	.847
Wade, Mia.	692	1384	.500	Redick, Or.	87	219	.397	Williams, Atl.	147	174	.845
Aldridge, Por.	707	1415	.500	Meeks, Phi.	138	348	.397	D. Williams, Utah-N.J.	348	412	.845
Afflalo, Den.	312	627	.498	Fisher, LA-L	63	159	.396	Matthews, Por.	266	315	.844
Arthur, Mem.	310	624	.497	Gay, Mem.	57	144	.396	Harden, OKC.	289	343	.843
Pierce, Bos.	507	1021	.497	Nash, Pho.	81	205	.395	Westbrook, OKC.	531	631	.842
Bosh, Mia.	524	1056	.496	J. Richardson, Pho.-Or.	189	479	.395	Batum, Por.	138	164	.841
Jefferson, Utah	654	1319	.496	Anderson, Or.	134	341	.393	Anthony, Den.-N.Y.	507	605	.838
Bogut, Mil.	367	742	.495	Nowitzki, Dal.	66	168	.393	Maggette, Mil.	271	325	.834

2010-11 NBA LEADERS

STEALS PER GAME				BLOCKS PER GAME				MINUTES PER GAME			
G	STL	AVG		G	BLK	AVG	G	MIN	AVG		
Paul, N.O.	80	188	2.35	Bogut, Mil.	65	168	2.58	Ellis, G.S.	80	3227	40.3
Rondo, Bos.	68	153	2.25	McBee, Was.	79	193	2.44	Gay, Mem.	54	2152	39.9
Ellis, G.S.	80	168	2.10	Ibaka, OKC	82	196	2.41	Aldridge, Por.	81	3121	39.6
Westbrook, OKC.	82	155	1.89	Howard, Dr.	78	186	2.38	Deng, Chi.	82	3208	39.1
Allen, Mem.	72	129	1.79	Milicic, Ind.	69	140	2.03	Durant, OKC.	78	3038	38.9
Conley, Mem.	81	144	1.78	Bynum, LA-L	54	106	1.96	James, Mia.	79	3063	38.8
Kidd, Dal.	80	134	1.68	Stoudemire, N.Y.	78	156	1.92	D. Wright, G.S.	82	3147	38.4
Felton, N.Y.-Den.	75	125	1.67	Duncan, S.A.	76	146	1.92	Griffin, LA-C	82	3112	38.0
Ariza, N.O.	75	120	1.60	Jefferson, Utah	82	153	1.87	Wallace, Cha.-Por.	71	2693	37.9
James, Mia.	79	124	1.57	Jordan, LA-C	80	142	1.78	D. Williams, Utah-N.J.	65	2465	37.9
Ginobili, S.A.	80	123	1.54	Okafor, N.O.	72	127	1.76	Wall, Was.	69	2606	37.8
Artest, LA-L	82	124	1.51	Hibbert, Ind.	81	142	1.75	Gordon, LA-C	56	2112	37.7
D. Wright, G.S.	82	124	1.51	Gasol, Mem.	81	136	1.68	Howard, Dr.	78	2935	37.6
Wallace, Cha.-Por.	71	105	1.48	Gasol, LA-L	82	130	1.59	Rose, Chi.	81	3026	37.4
Curry, G.S.	74	109	1.47	Smith, Atl.	77	120	1.56	Rondo, Bos.	68	2527	37.2
Holiday, Phi.	82	120	1.46	Lopez, N.J.	82	120	1.46	Wade, Mia.	76	2823	37.1
Wade, Mia.	76	111	1.46	Dalembert, Sac.	80	116	1.45	Gasol, LA-L	82	3037	37.0
Miller, Por.	81	114	1.41	Gibson, Chi.	80	106	1.33	Evans, Sac.	57	2107	37.0
Howard, Orl.	78	107	1.37	Brand, Phi.	81	106	1.31	Iguodala, Phi.	67	2469	36.9
Lowry, Hou.	75	102	1.36	Chandler, N.Y.-Den.	72	94	1.31	Stoudemire, N.Y.	78	2870	36.8
Millsap, Utah	76	103	1.36	Anthony, Mia.	75	93	1.24	Felton, N.Y.-Den.	75	2737	36.5
Garnett, Bos.	71	95	1.34	A. Johnson, Tor. (22)	72	88	1.22	Randolph, Mem.	75	2174	36.3
Brewer, Chi.	81	106	1.31	Aldridge, Por.	81	94	1.16	Bosh, Mia.	77	2795	36.3
Smith, Atl.	77	99	1.29	Wade, Mia.	76	87	1.14	Allen, Bos.	80	2890	36.1
Ridnour, Min.	71	89	1.25	Gortat, Orl.-Pho.	80	91	1.14	Lee, G.S.	73	2634	36.1
Matthews, Por.	82	102	1.24	Chandler, Dal.	74	80	1.08	Paul, N.O.	80	2880	36.0
Sefolosha, OKC.	79	97	1.23	Humphries, N.J.	74	80	1.08	Jefferson, Cha.	67	2405	35.9
Bryant, LA-L	82	99	1.21	Horford, Atl.	77	80	1.04	Jackson, Utah	82	2940	35.9
Fisher, LA-L	82	99	1.21	Haywood, Dal.	72	74	1.03	Love, Min.	73	2611	35.8
Udoh, Sac.	79	94	1.19	Frye, Pho.	77	79	1.03	Anthony, Den.-N.Y.	77	2751	35.7
Blair, S.A.	81	95	1.17	Battier, Hou.-Mem.	82	81	0.99	Bargnani, Tor. (T-30)	66	2253	35.7
Smith, Den.	79	92	1.16	Durant, OKC.	78	76	0.97	Johnson, Atl.	82	2554	35.5
Monroe, Det.	80	93	1.16	Nene, Den.	75	73	0.97	Conley, Mem.	81	2872	35.5
J. Richardson, Pho.-Orl.	80	93	1.16	Millsap, Utah	76	69	0.91	Holiday, Phi.	82	2901	35.4
Parker, S.A.	78	90	1.15	Wallace, Cha.-Por.	71	63	0.89	Bogut, Mil.	65	2297	35.3
Bledsoe, LA-C	81	92	1.14	West, N.O.	70	62	0.89	Lopez, N.J.	82	2889	35.2
Brand, Phi.	81	92	1.14	Hawes, Phi.	81	71	0.88	Horford, Atl.	77	2704	35.1
Terry, Dal.	82	93	1.13	Favors, N.J.-Utah	78	68	0.87	West, N.O.	70	2451	35.0
Durant, OKC.	78	88	1.13	Cousins, Sac.	81	68	0.84	Salmons, Mil.	73	2554	35.0
Granger, Ind.	79	89	1.13	Ilgaukas, Mia.	72	58	0.81	Granger, Ind.	79	2763	35.0

2010-11 NBA ROOKIE LEADERS

SCORING AVERAGE					REBOUNDS PER GAME					ASSISTS PER GAME					
G	FG	FT	PTS	AVG	G	OFF	DEF	TOT	AVG	G	AST	AVG			
Griffin, LA-C	82	696	446	1845	22.5	Griffin, LA-C	82	270	719	989	12.1	Wall, Was.	69	574	8.3
Wall, Was.	69	398	301	1131	16.4	Cousins, Sac.	81	217	482	699	8.6	Griffin, LA-C	82	312	3.8
Cousins, Sac.	81	432	276	1143	14.1	Monroe, Det.	80	248	353	601	7.5	Bledsoe, LA-C	81	289	3.6
Crawford, Atl.-Was.	42	192	73	490	11.7	Davis, Tor. (4)	65	168	294	462	7.1	Crawford, Atl.-Was.	42	117	2.8
Neal, S.A.	80	285	84	783	9.8	Fields, N.Y.	82	105	416	521	6.4	Jeter, Sac.	62	162	2.6
Fields, N.Y.	82	299	113	797	9.7	Favors, N.J.-Utah	78	171	241	412	5.3	Cousins, Sac.	81	204	2.5
Monroe, Det.	80	303	145	751	9.4	Wall, Was.	69	35	282	317	4.6	Vasquez, Mem.	70	151	2.2
Johnson, Min.	79	271	64	709	9.0	Samuels, Cle.	37	75	83	158	4.3	Turner, Phi.	78	159	2.0
George, Ind.	61	179	77	476	7.8	Turner, Phi.	78	42	264	306	3.9	Fields, N.Y.	82	155	1.9
Samuels, Cle.	37	110	68	288	7.8	Booker, Was.	65	98	153	251	3.9	Johnson, Min.	79	148	1.9
Davis, Tor. (11)	65	215	71	501	7.7	Patterson, Hou.	52	86	114	200	3.8	Smith, Hou.-Mem.	43	79	1.8
Turner, Phi.	78	225	101	565	7.2	Asik, Chi.	82	112	194	306	3.7	Uzozi, N.J.	42	69	1.6
Eyenga, Cle.	44	130	18	303	6.9	George, Ind.	61	37	187	224	3.7	Harris, Cle.	54	85	1.6
Favors, N.J.-Utah	78	215	103	533	6.8	Splitter, S.A.	60	72	129	201	3.4	Monroe, Det.	80	105	1.3
Bledsoe, LA-C	81	206	99	543	6.7	Aminu, LA-C	81	75	192	267	3.3	Neal, S.A.	80	96	1.2

FIELD GOAL PCT.				3-PT FIELD GOAL PCT.				FREE THROW PCT.			
G	FG	FBA	PCT	G	3FG	3BA	PCT	G	FTA	PCT	
Davis, Tor. (1)	215	373	576	Neal, S.A.	129	308	419	Crawford, Atl.-Was.	73	84	869
Monroe, Det.	303	550	551	Fields, N.Y.	86	219	393	Turner, Phi.	101	125	808
Favors, N.J.-Utah	215	416	517	Johnson, Min.	80	289	356	Neal, S.A.	84	104	808
Griffin, LA-C	696	1376	506	Aminu, LA-C	45	143	315	Aminu, LA-C	92	119	773
Fields, N.Y.	299	602	497	George, Ind.	41	138	297	Fields, N.Y.	113	147	769
George, Ind.	179	395	453					Wall, Was.	301	393	766
Neal, S.A.	285	632	451					Harris, Cle.	71	93	763
Cousins, Sac.	432	1004	430					Pekovic, Min.	87	114	763
Turner, Phi.	225	529	425					George, Ind.	77	101	762
Bledsoe, LA-C	206	466	424					Bledsoe, LA-C	99	133	744

STEALS PER GAME				BLOCKS PER GAME				MINUTES PER GAME			
G	STL	AVG		G	BLK	AVG	G	MIN	AVG		
Wall, Was.	69	121	1.75	Udoh, G.S.	58	86	1.48	Griffin, LA-C	82	3112	38.0
Monroe, Det.	80	93	1.16	Sanders, Mil.	60	72	1.20	Wall, Was.	69	2606	37.8
Bledsoe, LA-C	81	92	1.14	Davis, Tor. (3)	65	67	1.03	Fields, N.Y.	82	2541	31.0
Cousins, Sac.	81	85	1.05	Favors, N.J.-Utah	78	68	0.87	Cousins, Sac.	81	2310	28.5
George, Ind.	61	62	1.02	Cousins, Sac.	81	68	0.84	Monroe, Det.	80	2222	27.8
Fields, N.Y.	82	80	0.98	Patterson, Hou.	52	37	0.71	Johnson, Min.	79	2069	26.2
Crawford, Atl.-Was.	42	39	0.93	Johnson, Min.	79	54	0.68	Davis, Tor. (7)	65	1602	24.6

TEAM-BY-TEAM STATISTICS

TEAM STATISTICS - TOTALS

TEAM	FIELD GOALS			3-PT FG		FREE THROWS		REBOUNDS			MISCELLANEOUS			SCORING							
	G	MADE	ATT.	PCT.	MADE	ATT.	PCT.	MADE	ATT.	PCT.	OFF	DEF.	TOT.	AST	PF	DQ	STL	TO	BLK	PTS	AVG.
Den.	82	3145	6613	.476	662	1704	.388	1859	2429	.765	791	2652	3443	1813	1719	18	605	157	352	8811	107.5
N.Y.	82	3140	6867	.457	765	2081	.368	1689	2087	.809	847	2470	3317	1757	1743	13	625	1123	475	8734	106.5
Hou.	82	3170	6975	.454	677	1843	.367	1668	2033	.801	962	2549	3511	1955	1641	11	581	1101	371	8685	105.9
Phoenix	82	3219	6844	.470	701	1857	.377	1472	1939	.759	821	2478	3299	1945	1666	8	545	1169	371	8611	105.0
O.K.C.	82	3066	6609	.464	487	1403	.347	1977	2401	.823	903	2604	3507	1672	1836	18	654	1156	487	8596	104.8
S.A.	82	3148	6628	.475	685	1727	.397	1521	1984	.767	829	2603	3432	1828	1556	2	602	1101	372	8502	103.7
G.S.	82	3251	7047	.461	685	1749	.392	1290	1695	.761	955	2370	3325	1847	1806	16	737	1198	406	8477	103.4
Miami	82	3031	6301	.481	547	1479	.370	1760	2288	.769	790	2666	3456	1639	1674	2	544	1142	430	8369	102.1
LA-L	82	3128	6757	.463	524	1487	.352	1541	1979	.779	989	2616	3605	1801	1555	6	602	1073	422	8321	101.5
Minn.	82	3090	7014	.441	589	1565	.376	1519	1977	.768	1085	2556	3641	1650	1825	18	592	1398	422	8288	101.1
Dall.	82	3069	6463	.475	645	1768	.365	1437	1850	.777	780	2618	3398	1954	1575	7	557	1145	352	8220	100.2
Mem.	82	3200	6801	.471	309	926	.334	1496	1881	.750	970	2391	3361	1691	1705	8	771	1145	441	8195	99.9
Ind.	82	3003	6787	.442	585	1653	.354	1582	2035	.782	914	2657	3571	1611	1782	9	584	1262	456	8183	99.8
Utah	82	3084	6590	.465	435	1256	.346	1590	2061	.771	898	2338	3236	1921	1865	12	629	1175	484	8153	99.4
Sac.	82	3134	6979	.449	428	1277	.335	1455	1881	.734	1071	2526	3597	1675	1805	16	608	1324	391	8151	99.4
Orl.	82	2956	6411	.461	770	2103	.366	1453	2101	.692	864	2679	3583	1636	1640	12	548	1224	384	8135	99.2
Tor.	82	3144	6755	.465	345	1091	.316	1491	1976	.755	963	2343	3308	1795	1807	7	581	1206	350	8124	99.1
Phil.	82	3125	6776	.461	443	1248	.355	1426	1851	.770	850	2578	3426	1861	1592	10	621	1063	355	8119	99.0
LA-C	82	3015	6594	.457	513	1519	.338	1546	2187	.707	955	2501	3456	1813	1733	11	585	1343	402	8089	98.6
Chi.	82	3042	6587	.462	511	1415	.361	1492	2008	.743	967	2654	3621	1827	1639	13	592	1161	468	8087	98.6
Wash.	82	3048	6888	.443	392	1182	.332	1489	1999	.745	1013	2374	3387	1592	1850	11	665	1258	502	7977	97.3
Det.	82	3056	6647	.460	472	1256	.376	1367	1854	.737	931	2236	3167	1730	1629	9	595	1067	328	7951	97.0
Bos.	82	3023	6219	.486	408	1119	.365	1459	1895	.770	639	2542	3181	1921	1678	15	676	1195	344	7913	96.5
Port.	82	2951	6599	.447	518	1503	.345	1476	1835	.804	996	2230	3226	1736	1585	10	660	1070	358	7896	96.3
Clev.	82	2886	6647	.434	509	1489	.342	1546	2075	.745	856	2449	3305	1720	1648	8	544	1166	341	7827	95.5
Atl.	82	2971	6429	.462	502	1427	.352	1346	1728	.779	762	2460	3222	1802	1554	4	497	1118	341	7790	95.0
N.O.	82	2944	6416	.459	444	1232	.360	1452	1897	.765	824	2468	3292	1691	1719	8	624	1069	359	7784	94.9
N.J.	82	2918	6638	.440	459	1337	.343	1427	1881	.759	909	2440	3349	1723	1807	3	458	1152	384	7722	94.2
Cha.	82	2873	6365	.451	393	1203	.327	1511	1999	.756	848	2444	3392	1728	1637	9	524	1192	433	7650	93.3
Milw.	82	2814	6544	.430	483	1414	.342	1473	1881	.757	862	2480	3342	1545	1682	14	617	1103	399	7534	91.9

OPPONENT STATISTICS - TOTALS

TEAM	FIELD GOALS			3-PT FG		FREE THROWS		REBOUNDS			MISCELLANEOUS			SCORING						
	MADE	ATT.	PCT.	MADE	ATT.	PCT.	MADE	ATT.	PCT.	OFF	DEF.	TOT.	AST	PF	DQ	STL	TO	BLK	PTS	AVG. DIFF.
Bos.	2768	6371	.434	443	1304	.340	1494	1975	.756	862	2387	3249	1533	1659	4	574	1282	364	7473	91.1 +5.4
Chi.	2805	6523	.430	427	1308	.326	1450	1898	.764	828	2322	3150	1556	1645	8	568	1159	477	7487	91.3 +7.3
Milw.	2834	6342	.447	437	1309	.334	1498	1946	.770	836	2629	3465	1657	1694	7	507	1245	392	7603	92.7 -0.8
Orl.	2865	6569	.436	516	1476	.350	1441	1940	.743	805	2450	3255	1646	1791	17	606	1136	310	7687	93.7 +5.5
N.O.	2882	6306	.457	557	1562	.357	1390	1805	.770	769	2457	3226	1739	1674	5	497	1192	396	7711	94.0 +0.9
Miami	2869	6614	.434	546	1584	.345	1473	1980	.744	864	2349	3213	1651	1788	16	574	1081	246	7757	94.6 +7.5
Port.	2904	6218	.467	529	1440	.367	1434	1869	.767	868	2385	3253	1573	1743	15	566	1286	339	7771	94.8 +1.5
LA-L	3008	6888	.437	558	1668	.335	1246	1628	.765	1002	2399	3401	1827	1700	6	585	1116	372	7820	95.4 +6.1
Atl.	3009	6537	.460	459	1358	.338	1380	1782	.774	839	2488	3327	1751	1517	5	548	1026	348	7857	95.8 -0.8
Dall.	2996	6656	.450	508	1480	.343	1373	1830	.750	880	2459	3339	1689	1650	16	623	1114	303	7873	96.0 +4.2
Cha.	2956	6492	.455	577	1609	.359	1489	1908	.780	804	2446	3250	1777	1730	9	601	1082	496	7978	97.3 -4.0
Phil.	2996	6638	.451	468	1375	.340	1536	1967	.773	881	2608	3489	1762	1544	5	583	1168	376	7996	97.5 +1.5
Mem.	2967	6489	.457	587	1592	.369	1482	1948	.761	905	2387	3292	1724	1754	12	613	1367	505	8003	97.6 +2.3
S.A.	3127	6860	.456	479	1305	.367	1301	1698	.766	884	2494	3378	1685	1701	12	567	1095	374	8034	98.0 +8.7
N.J.	3069	6602	.465	507	1393	.364	1589	215	.751	849	2575	3424	1824	1638	8	561	1101	375	8234	100.4 -6.2
Det.	3110	6405	.486	523	1461	.358	1503	1962	.766	866	2470	3336	1910	1545	7	568	1160	381	8246	100.6 -3.6
Ind.	3071	6837	.449	511	1423	.359	1618	2157	.750	931	2618	3549	1670	1758	8	615	1143	467	8271	100.9 -1.1
O.K.C.	3123	6823	.458	482	1335	.361	1557	2093	.744	932	2395	3327	1712	1767	9	587	1152	356	8285	101.0 +3.8
Utah	2967	6460	.459	592	1573	.376	1777	2285	.778	925	2426	3351	1700	1802	19	609	1199	411	8303	101.3 -1.8
LA-C	3046	6688	.455	584	1598	.365	1670	2167	.771	914	2410	3324	1827	1811	19	659	1125	404	8346	101.8 -3.1
Den.	3153	6879	.459	576	1675	.344	1539	2036	.756	864	2525	3369	1820	1864	7	611	1127	498	8421	102.7 +4.8
Hou.	3266	6978	.468	448	1250	.358	1526	1954	.781	955	2552	3507	1707	1754	8	588	1125	449	8276	103.7 +2.2
Clav.	3232	6804	.475	664	1614	.411	1438	1894	.759	894	2676	3570	1984	1747	7	619	1111	489	8566	104.5 -9.0
Wash.	3174	6741	.471	560	1500	.373	1676	2020	.761	994	2607	3601	1898	1662	9	624	1293	413	8584	104.7 -7.4
Sac.	3260	6826	.478	480	1353	.355	1589	2085	.762	868	2508	3376	1779	1723	9	666	1204	464	8589	104.7 -5.3
Tor.	3213	6668	.482	541	1438	.376	1672	2175	.769	912	2457	3369	1854	1620	9	625	1141	456	8639	105.4 -6.3
G.S.	3173	6788	.467	567	1568	.358	1755	2222	.776	1051	2623	3679	1829	1512	11	672	1324	552	8668	105.7 -2.3
N.Y.	3242	6870	.472	536	1442	.372	1650	2165	.762	964	2646	3610	1682	1703	15	586	1250	360	8670	105.7 +0.8
Phoenix	3309	7018	.472	585	1595	.367	1481	1964	.754	985	2647	3632	1890	1740	15	644	1189	356	8684	105.9 -0.9
Minn.	3230	6902	.468	639	1707	.374	1733	2227	.778	913	2577	3490	2031	1717	11	777	1183	447	8832	107.7 -6.6

RAPTORS RANKINGS

	PTS	FG%	FT%	3FG%	OR	DR	REB	AST	STL	TO	BLK	PF	DQ
TOR	5	5	13	6	26	15	T-23	10	30	T-7	21	23	T-17
OPP	27	19	30	26	23	11	14	24	16	29			

TEAM STATISTICS - PER GAME

TEAM	FIELD GOALS				3-PT FG			FREE THROWS			REBOUNDS			MISCELLANEOUS						
	G	MADE	ATT	PCT	MADE	ATT	PCT	MADE	ATT	PCT	OFF	DEF	TOT	AST	PF	DO	STL	TOT	BLK	PTS
Atl.	82	36.23	78.40	.462	6.12	17.40	.352	16.41	21.07	.779	9.29	30.00	39.29	21.98	18.95	0.05	6.06	13.63	4.16	95.0
Bos.	82	36.87	75.84	.486	4.98	13.65	.365	17.79	23.11	.770	7.79	31.00	38.79	23.43	20.46	0.18	8.24	14.57	4.20	96.5
Cha.	82	35.04	77.62	.451	4.79	14.67	.327	18.43	24.38	.756	10.34	29.80	40.15	21.07	19.96	0.11	6.39	14.54	5.28	93.3
Chi.	82	37.10	80.33	.462	6.23	17.26	.361	18.20	24.49	.743	11.79	32.47	44.16	22.28	19.99	0.16	7.22	14.16	5.71	98.6
Clev.	82	35.20	81.06	.434	6.21	18.16	.342	18.85	25.30	.745	10.44	29.87	40.30	20.98	20.10	0.10	6.63	14.22	4.16	95.5
Dall.	82	37.43	78.82	.475	7.87	21.56	.365	17.52	22.56	.777	9.51	31.93	41.44	23.83	19.21	0.09	6.79	13.96	4.29	100.2
Den.	82	38.35	80.65	.476	8.07	20.78	.388	22.67	29.82	.765	9.65	32.34	41.99	22.11	20.96	0.22	7.38	14.11	4.29	107.5
Det.	82	37.27	81.06	.460	5.76	15.32	.376	16.67	22.61	.737	11.35	27.27	38.62	21.10	19.87	0.11	7.26	13.01	4.00	97.0
G.S.	82	39.65	85.94	.461	8.35	21.33	.392	15.73	20.67	.761	11.65	28.90	40.55	22.52	22.02	0.20	8.99	14.61	4.95	103.4
Hou.	82	38.66	85.06	.454	8.26	22.48	.367	20.34	25.40	.801	11.73	31.09	42.82	23.84	20.01	0.13	7.09	13.54	4.52	105.9
Ind.	82	36.82	82.77	.442	7.13	20.16	.354	19.41	24.82	.782	11.15	32.40	43.55	19.65	21.73	0.11	7.12	15.39	5.56	99.8
LA-C	82	36.77	80.41	.457	6.26	18.52	.338	18.85	26.67	.707	11.65	30.50	42.15	22.11	21.13	0.13	7.13	13.08	4.90	98.6
LA-L	82	38.15	82.40	.463	6.39	19.13	.352	18.79	24.13	.779	12.06	31.90	43.96	21.96	18.96	0.07	7.34	13.39	5.15	101.5
Mem.	82	39.02	82.94	.471	3.77	11.29	.334	18.12	24.16	.750	11.83	29.16	40.99	20.62	20.79	0.10	9.40	13.96	5.38	99.9
Miami	82	36.96	76.84	.481	6.67	18.04	.370	21.46	27.90	.769	9.63	32.51	42.15	19.99	20.41	0.02	6.63	13.93	5.24	102.1
Milw.	82	34.32	79.80	.430	5.89	17.24	.342	17.35	22.94	.757	10.51	30.24	40.76	18.84	20.51	0.17	7.52	13.45	4.87	91.9
Minn.	82	37.68	85.54	.441	7.18	19.09	.376	18.52	24.11	.768	13.23	31.17	44.40	21.02	22.26	0.22	7.22	17.05	5.15	101.1
N.J.	82	35.59	80.95	.440	5.60	16.30	.343	17.40	22.94	.759	11.09	29.76	40.84	20.41	22.04	0.04	5.59	14.05	4.68	94.2
N.O.	82	35.90	78.24	.459	5.41	15.02	.360	17.71	23.13	.765	10.05	30.10	40.15	20.62	20.96	0.10	7.61	13.04	4.38	94.9
N.Y.C.	82	38.29	83.74	.457	9.33	25.38	.368	20.60	25.45	.809	10.33	30.12	40.45	21.43	21.26	0.16	7.62	13.70	5.79	106.5
OKC.	82	37.39	80.60	.464	5.94	17.11	.347	24.11	29.28	.823	11.01	31.76	42.77	20.39	22.39	0.22	7.98	14.10	5.94	104.8
Orl.	82	36.05	78.18	.461	9.39	25.65	.366	17.72	25.62	.692	10.54	32.67	43.21	19.95	20.00	0.15	6.68	14.93	4.68	99.2
Phil.	82	38.11	82.63	.461	5.40	15.22	.355	17.39	22.57	.770	10.37	31.44	41.80	22.70	19.41	0.12	7.57	12.96	4.33	99.0
Phoe.	82	39.26	83.46	.477	8.55	22.83	.377	17.95	23.65	.759	10.01	30.22	40.23	23.72	20.32	0.10	6.65	14.26	4.35	105.0
Port.	82	35.99	80.48	.447	6.32	18.33	.345	18.00	22.38	.804	12.15	27.20	39.34	21.17	19.33	0.12	8.05	13.05	4.37	96.3
Sac.	82	38.22	85.11	.449	5.22	15.57	.335	17.74	24.16	.734	13.06	30.80	43.87	20.43	22.01	0.20	7.41	16.15	4.77	99.4
S.A.	82	38.39	80.83	.475	8.35	21.06	.397	18.55	24.20	.767	10.11	31.74	41.85	22.39	18.98	0.02	7.34	13.43	5.45	103.7
Tor.	82	38.34	82.38	.465	4.21	13.30	.316	18.18	24.10	.755	11.74	28.57	40.32	21.89	22.04	0.09	7.09	14.71	4.27	99.1
Utah	82	37.37	80.37	.465	5.30	15.32	.346	19.39	25.13	.771	10.95	28.51	39.46	23.43	22.74	0.15	7.67	14.33	5.90	99.4
Wash.	82	37.17	84.00	.443	4.78	14.41	.332	18.16	24.38	.745	12.35	28.95	41.30	19.41	22.56	0.13	8.11	15.34	6.12	97.3

OPPONENT STATISTICS - PER GAME

TEAM	FIELD GOALS				3-PT FG			FREE THROWS			REBOUNDS			MISCELLANEOUS						
	G	MADE	ATT	PCT	MADE	ATT	PCT	MADE	ATT	PCT	OFF	DEF	TOT	AST	PF	DO	STL	TOT	BLK	PTS
Atl.	82	36.70	79.72	.460	5.60	16.56	.338	16.83	21.73	.774	10.23	30.34	40.57	21.35	18.50	0.06	6.68	12.51	4.24	95.8
Bos.	82	33.76	77.70	.434	5.40	15.90	.340	18.22	24.09	.756	10.51	29.11	39.62	18.70	20.23	0.05	7.00	15.39	4.44	91.1
Cha.	82	36.05	79.17	.455	7.04	19.62	.359	18.16	23.27	.780	9.80	29.83	39.63	21.67	21.10	0.06	7.33	13.20	6.05	97.3
Chi.	82	34.21	79.55	.430	5.21	15.95	.326	17.68	23.15	.764	10.10	28.32	38.41	18.98	20.06	0.10	6.93	14.13	5.82	91.3
Clev.	82	39.41	82.98	.475	8.10	19.68	.411	17.54	23.10	.759	10.90	32.63	43.54	21.20	21.30	0.09	7.55	13.55	5.96	104.5
Dall.	82	36.54	81.17	.450	6.20	18.05	.343	16.74	22.32	.750	10.73	29.99	40.72	20.60	22.10	0.20	7.60	13.59	5.70	106.0
Den.	82	38.45	83.85	.459	7.02	20.43	.344	18.77	24.83	.756	10.54	30.79	41.33	22.20	22.73	0.09	7.45	13.74	5.95	102.7
Det.	82	37.93	78.11	.486	6.38	17.82	.358	18.33	23.93	.766	10.56	30.12	40.68	23.29	18.84	0.09	6.93	14.15	4.65	100.6
G.S.	82	38.70	82.78	.467	6.91	19.34	.358	21.40	27.59	.776	12.82	31.99	44.80	24.74	18.44	0.13	8.20	16.15	4.29	105.7
Hou.	82	39.83	85.11	.468	5.46	15.24	.358	18.61	23.83	.781	11.65	31.12	42.77	20.82	21.39	0.10	7.17	13.72	5.48	103.7
Ind.	82	37.45	83.38	.449	6.23	17.35	.359	19.73	26.30	.750	11.35	31.93	43.28	20.37	21.44	0.10	7.50	13.94	5.70	100.9
LA-C	82	37.15	81.56	.455	7.12	19.49	.365	20.37	26.43	.771	11.15	29.39	40.54	22.28	22.09	0.23	8.04	13.72	4.93	101.8
LA-L	82	36.68	84.00	.437	6.80	20.34	.335	15.20	19.85	.765	12.22	29.26	41.48	22.28	20.73	0.07	7.13	13.61	4.54	95.4
Mem.	82	36.18	79.13	.457	7.16	19.41	.369	18.07	23.76	.761	11.04	29.11	40.15	21.02	21.39	0.15	7.48	16.67	6.16	97.6
Miami	82	34.99	80.66	.434	6.66	19.32	.345	17.96	24.15	.744	10.54	28.65	39.18	20.13	21.80	0.20	7.00	13.18	3.00	94.6
Milw.	82	34.56	77.34	.447	5.33	15.96	.334	18.27	23.73	.770	10.20	32.06	42.26	20.21	20.66	0.09	6.18	15.18	4.78	92.7
Minn.	82	39.39	84.17	.468	7.79	20.82	.374	21.13	27.16	.778	11.13	31.43	42.56	24.77	20.94	0.13	9.48	14.43	5.45	107.7
N.J.	82	37.43	80.51	.465	6.18	16.99	.364	19.38	25.79	.751	10.35	31.40	41.76	22.24	19.98	0.10	6.84	12.32	4.57	100.4
N.O.	82	35.15	76.90	.457	6.79	19.05	.357	6.79	19.05	.357	9.38	29.96	39.34	21.21	21.41	0.06	6.06	14.54	4.83	94.0
N.Y.C.	82	39.54	83.78	.472	6.54	17.59	.372	20.12	26.40	.762	11.76	32.27	44.02	20.51	20.77	0.18	7.15	15.24	4.39	105.7
OKC.	82	38.09	83.21	.458	5.88	16.28	.361	18.99	25.52	.744	11.37	29.21	40.57	20.88	21.55	0.11	7.16	14.05	4.34	101.0
Orl.	82	34.94	80.11	.436	6.29	18.00	.350	17.57	23.66	.743	9.82	29.88	39.70	20.07	21.84	0.21	7.39	13.85	3.78	93.7
Phil.	82	36.54	80.95	.451	5.71	16.77	.340	18.73	24.23	.773	10.74	31.80	42.55	21.49	18.83	0.11	7.11	14.24	4.59	97.5
Phoe.	82	40.35	85.59	.472	7.13	19.45	.367	18.06	23.95	.754	12.01	32.88	44.29	23.05	21.22	0.18	7.85	14.50	4.34	105.9
Port.	82	35.41	75.83	.467	6.45	17.56	.367	17.49	22.79	.767	10.59	29.09	39.67	19.18	21.26	0.18	6.90	15.68	4.13	94.8
Sac.	82	39.76	83.24	.478	5.85	16.50	.355	19.38	25.43	.762	10.59	30.59	41.17	21.21	21.01	0.11	8.12	14.68	5.66	104.7
S.A.	82	38.13	83.66	.456	5.84	15.91	.367	16.87	20.71	.766	10.78	30.41	41.20	20.55	20.74	0.15	6.91	13.35	4.56	98.0
Tor.	82	39.18	81.32	.482	6.60	17.54	.376	20.39	26.52	.769	11.12	29.96	41.09	22.63	19.76	0.11	7.62	13.91	5.56	105.4
Utah	82	36.18	78.78	.459	7.22	19.18	.376	21.67	27.87	.778	11.28	29.59	40.87	20.71	19.98	0.23	7.43	14.62	5.01	101.3
Wash.	82	38.71																		

NBA RATIO LEADERS

ASSISTS PER TURNOVER (TEAM)

NAME	AST	TO	RATIO
Houston	1955	1110	1.76
Philadelphia	1861	1063	1.75
Dallas	1954	1145	1.71
L.A. Lakers	1801	1073	1.68
San Antonio	1836	1101	1.67
Phoenix	1945	1169	1.66
Utah	1921	1175	1.63
Portland	1736	1070	1.62
Detroit	1730	1067	1.62
Atlanta	1802	1118	1.61
Boston	1921	1195	1.61
New Orleans	1691	1069	1.58
Chicago	1827	1161	1.57
Denver	1813	1157	1.57
New York	1757	1123	1.56
Golden State	1847	1198	1.54
New Jersey	1723	1152	1.50
Toronto	1795	1206	1.49
Memphis	1691	1145	1.48
Cleveland	1720	1166	1.48
Charlotte	1728	1192	1.45
Oklahoma City	1672	1156	1.45
Miami	1639	1142	1.44
Milwaukee	1545	1103	1.40
L.A. Clippers	1813	1343	1.35
Orlando	1636	1224	1.34
Indiana	1611	1262	1.28
Washington	1592	1258	1.27
Sacramento	1675	1324	1.27
Minnesota	1650	1398	1.18

ASSISTS PER TURNOVER (PLAYERS)

NAME	AST	TO	RATIO
Paul, N.O.	782	177	4.42
Calderon, Tor. (2)	605	148	4.09
Kidd, Dal.	655	179	3.66
Rondo, Bos.	760	234	3.25
Nash, Pho.	855	265	3.23
Augustin, Cha.	498	155	3.21
Fisher, LA-L	224	70	3.20
Lowry, Hou.	500	158	3.16
Maynor, OKC.	238	77	3.09
Iguodala, Phi.	422	138	3.06
Conley, Mem.	528	176	3.00
D. Williams, Utah-N.J.	667	230	2.90
Miller, Por.	566	197	2.87
Felton, N.Y.-Den.	625	221	2.83
Lawson, Den.	377	137	2.75
Douglas, N.Y.	244	89	2.74
Udrih, Sac.	386	141	2.74
Parker, Cle.	218	80	2.73
Davis, LA-C-Cle.	391	146	2.68
Dooling, Mil.	243	91	2.67

RAPTOR FACT: Jose Calderon ranked second in the NBA last season with a 4.09 assist-to-turnover ratio. Over the last four seasons (2007-11) Calderon has a 4.45 assist-to-turnover ratio.

STEALS PER TURNOVER (TEAM)

NAME	STL	TO	RATIO
Memphis	771	1145	0.67
Portland	660	1070	0.62
Golden State	737	1198	0.62
Philadelphia	621	1063	0.58
New Orleans	624	1069	0.58
Oklahoma City	654	1156	0.57
Boston	676	1195	0.57
L.A. Lakers	602	1073	0.56
Milwaukee	617	1103	0.56
Detroit	595	1067	0.56
New York	625	1123	0.56
San Antonio	602	1101	0.55
Utah	629	1175	0.54
Washington	665	1258	0.53
Houston	581	1110	0.52
Denver	605	1157	0.52
Chicago	592	1161	0.51
Dallas	557	1145	0.49
Toronto	581	1206	0.48
Miami	544	1142	0.48
Cleveland	544	1166	0.47
Phoenix	545	1169	0.47
Indiana	584	1262	0.46
Sacramento	608	1324	0.46
Orlando	548	1224	0.45
Atlanta	497	1118	0.44
Charlotte	524	1192	0.44
L.A. Clippers	585	1343	0.44
Minnesota	592	1398	0.42
New Jersey	458	1152	0.40

STEALS PER TURNOVER (PLAYERS)

NAME	STL	TO	RATIO
Brewer, Chi.	106	55	1.93
Sefolosha, OKC.	97	55	1.76
Allen, Mem.	129	86	1.50
Fisher, LA-L	99	70	1.41
Artest, LA-L	124	90	1.38
Brewer, Min.-N.Y.-Dal	100	87	1.15
Monroe, Det.	93	81	1.15
Dudley, Pho.	87	77	1.13
Paul, N.O.	188	177	1.06
Ariza, N.O.	120	118	1.02
Douglas, N.Y.	89	89	1.00
Fernandez, Por.	87	88	0.99
J. Richardson, Pho.-Orl.	93	95	0.98
D. Wright, G.S.	124	133	0.93
Smith, Den.	92	100	0.92
Brand, Phi.	92	101	0.91
Young, Phi.	90	99	0.91
Harden, OKC.	92	106	0.87
Blair, S.A.	95	113	0.84
Garnett, Bos.	95	115	0.83



HOME ATTENDANCE

ROAD ATTENDANCE

TEAM	G	TOTAL	AVERAGE	G	TOTAL	AVERAGE
Atlanta Hawks	41	641,596	15,649	41	695,258	16,958
Boston Celtics	41	763,584	18,624	41	777,555	18,965
Charlotte Bobcats	41	649,694	15,846	41	675,411	16,473
Chicago Bulls	41	893,462	21,792	41	755,676	18,431
Cleveland Cavaliers	41	824,595	20,112	41	664,201	16,200
Dallas Mavericks	41	824,162	20,102	41	682,952	16,657
Denver Nuggets	41	692,968	16,902	41	708,687	17,285
Detroit Pistons	41	683,080	16,660	41	686,024	16,732
Golden State Warriors	41	766,398	18,693	41	699,038	17,050
Houston Rockets	41	663,839	16,191	41	694,684	16,944
Indiana Pacers	41	555,077	13,538	41	690,605	16,844
Los Angeles Clippers	41	727,462	17,743	41	722,179	17,614
Los Angeles Lakers	41	778,877	18,997	41	782,589	19,088
Memphis Grizzlies	41	600,687	14,651	41	674,096	16,441
Miami Heat	41	810,930	19,779	41	797,331	19,447
Milwaukee Bucks	41	631,910	15,412	41	693,384	16,912
Minnesota Timberwolves	41	624,960	15,243	41	692,322	16,886
New Jersey Nets	41	581,378	14,180	41	701,058	17,099
New Orleans Hornets	41	603,088	14,709	41	704,368	17,180
New York Knickerbockers	41	808,879	19,729	41	739,822	18,044
Oklahoma City Thunder	41	744,068	18,148	41	728,751	17,774
Orlando Magic	41	777,852	18,972	41	714,556	17,428
Philadelphia 76ers	41	604,823	14,752	41	703,394	17,156
Phoenix Suns	41	720,249	17,567	41	715,961	17,462
Portland Trail Blazers	41	840,924	20,510	41	669,689	16,334
Sacramento Kings	41	569,496	13,890	41	713,432	17,401
San Antonio Spurs	41	750,879	18,314	41	712,972	17,390
Toronto Raptors	41	679,208	16,566	41	691,090	16,856
Utah Jazz	41	799,982	19,512	41	710,583	17,331
Washington Wizards	41	688,466	16,792	41	704,905	17,193
TOTALS	1230	21,302,573	17,319	1230	21,302,573	17,31



RAPTOR FACT: Since 2006, the Raptors have played in front of sold-out crowds in Vancouver, Montreal, Edmonton, Rome (Italy), Madrid (Spain) and London (England). The team's two home games against Miami last season ranked among the top-10 attended games in Air Canada Centre history.



2010-11 TORONTO RAPTORS: Front Row (L-R): Jerryd Bayless, Jose Calderon, P.J. Carlesimo, Scott Roth, Jay Triano, Alex English, Alvin Williams, Eric Hughes, Linas Kleiza, DeMar DeRozan. Middle Row (L-R): Leandro Barbosa, Amir Johnson, Reggie Evans, Ray Chow, Kevin DiPietro, Francesco Cuzzolin, John Altibia, Jon Goodwillie, Paul Elliott, Scott McCullough, Jon Lee, Rory Mullin, Solomon Alabi, Alexis Ajinca, Joey Dorsey. Back Row (L-R): James Johnson, Ed Davis, Andrea Bargnani, Julian Wright, Sonny Weems. Absent: Micah Nori and Bob Peterson.

	2010-11	HOME	ROAD	OT	RANKINGS
OVERALL:	22-60	16-25	6-35	0-2	NBA: 28th
EASTERN:	14-38	10-16	4-22	0-2	CONFERENCE: 14th
WESTERN:	8-22	6-9	2-13	0-0	DIVISION: 5th

SEASON SUMMARY

The Toronto Raptors ended the season with a 22-60 record, missing the postseason for the third consecutive year. The Raptors were 16-25 at home and 6-35 on the road. Toronto lost 243 games due to injury or illness and used 25 different starting lineups. The Raptors ranked eighth in field goal shooting (.465), but shot a franchise-low .316 from three-point range, ranking 30th in the NBA. Toronto finished second in the NBA in fast-break points (18.0) and third in points-in-the-paint (45.1). DeMar DeRozan became the fourth Raptor to start all 82 games in a single season. Toronto's victory March 20 at Oklahoma City ended a 14-game road losing streak (Jan. 7-Mar. 16), the slide tied the longest road winless streak in team history. Andrea Bargnani led the team in scoring, averaging 21.4 points and became the third player in franchise history to reach 500 career three-pointers March 18 vs. Washington. The Raptors travelled overseas (March 4-5) to face the New Jersey Nets at O2 arena in London, England in the first regular season NBA games held in Europe. Toronto scored a franchise-record 136 points in triple overtime March 5 against the Nets. The Raptors acquired forward James Johnson from Chicago on February 22 in exchange for a 2011 first-round draft pick. DeMar DeRozan represented the Raptors at All-Star Weekend in Los Angeles, participating in the T-Mobile Rookie Challenge & Youth Jam and Sprite Slam Dunk. Toronto's victory February 4 vs. Minnesota ended a 13-game losing streak, which tied for the second-longest winless drought in team history. Jose Calderon matched his own franchise record by tallying 19 assists against the Timberwolves. Toronto's then NBA record streak of 986 consecutive games with at least one three-pointer made ended January 24 vs. Memphis. The Raptors matched a franchise record by shooting 50 per cent or higher in four consecutive games (Jan. 5-12). Bargnani scored a career-high 41 points December 8 at New York, becoming the sixth different Raptor to record 40 or more points in a game. The Raptors acquired Peja Stojakovic, Jerryd Bayless and cash considerations from New Orleans on November 20. Toronto had a season-best four game win streak from November 17-24. Bargnani ranked 15th in NBA scoring (21.4) and second among all centres. DeRozan finished 33rd in league scoring (17.2) and third among all sophomores. Jose Calderon ranked fifth in the NBA in assists (8.9) and second in assist-to-turnover ratio (4.09). Ed Davis became the first rookie since Damon Stoudamire in 1995-96 to lead the team in double-doubles with 13. Davis led all rookies in field goal percentage (.576), ranked fourth in rebounding (7.1) and third in blocks (1.03), despite missing the first 17 games (Oct. 27-Nov. 28) due to a meniscus tear to his right knee. In the offseason, Toronto acquired Leandro Barbosa from Phoenix in exchange for Hedo Turkoglu. The Raptors also signed Amir Johnson and Linas Kleiza to multi-year contracts. Toronto acquired two 2011 first-round draft picks and a trade exemption from Miami in a sign-and-trade for forward Chris Bosh. The Raptors selected Davis 13th overall in the NBA Draft.

SEPTEMBER 15: Signed free-agent forward Ronald Dupree.
SEPTEMBER 21: Forward Ed Davis underwent arthroscopic surgery to repair a meniscus tear in his right knee.
SEPTEMBER 28: Raptors opened training camp at Air Canada Centre before traveling to Vancouver on October 1 for the second half of the training period.

OCTOBER 6: Raptors opened the preseason vs. Phoenix at Vancouver's Rogers Arena in front of a sold-out crowd of 18,123.
OCTOBER 19: Waived forward Ronald Dupree.
OCTOBER 22: Team made its first preseason visit to Montreal and played in front of 22,114 at the Bell Centre against New York.
OCTOBER 27: Toronto tips-off its 16th season with a 98-93 loss to New York at home.

NOVEMBER 15: Assigned centre Solomon Alabi to the Erie BayHawks (NBDL).
NOVEMBER 20: Acquired forward Peja Stojakovic, guard Jerryd Bayless and cash considerations from New Orleans in exchange for guard Jarrett Jack, guard Marcus Banks and centre David Andersen.
NOVEMBER 21: Assigned centre Ed Davis to the Erie BayHawks (NBDL).
NOVEMBER 26: Forward Reggie Evans leaves during the fourth quarter with a fractured right foot at Boston. He would miss the next 47 games (Nov. 28-Mar. 5).
NOVEMBER 29: Recalled forward Ed Davis from the Erie BayHawks (NBDL).

DECEMBER 1: Forward Ed Davis made his NBA debut vs. Washington after missing the first 17 games due to a torn meniscus in his right knee.
DECEMBER 8: Centre Andrea Bargnani scored a career-high 41 points at New York.
DECEMBER 9: Recalled centre Solomon Alabi from the Erie BayHawks (NBDL).
DECEMBER 11: Raptors rallied from a 25-point deficit to defeat Detroit 120-116 at The Palace of Auburn Hills marking the largest comeback in team history.
DECEMBER 15: Forward Sonny Weems, forward Ed Davis, centre Amir Johnson, guard DeMar DeRozan and guard Jerryd Bayless formed the youngest starting lineup in team history vs. Chicago.
DECEMBER 26: Re-signed forward Ronald Dupree.
DECEMBER 28: Ended a 10-game losing streak against the Mavericks in Dallas with a 84-76 victory. It was the team's first win in Dallas since December 30, 1999.

JANUARY 5: Waived forward Ronald Dupree.
JANUARY 6: Reassigned centre Solomon Alabi to the Erie BayHawks (NBDL).
JANUARY 13: Signed guard Sundiata Gaines to a 10-day contract.
JANUARY 14: Recalled centre Solomon Alabi from the Erie BayHawks (NBDL).
JANUARY 20: Waived forward Peja Stojakovic.

JANUARY 24: Acquired centre Alexis Ajinca, a future second-round draft pick and cash considerations from Dallas in exchange for the draft rights to Giorgos Printezis.
JANUARY 24: Signed guard Sundiata Gaines to second 10-day contract.
JANUARY 24: A then NBA record streak of 986 consecutive games with at least one three-pointer made ended vs. Memphis. It was the first time the Raptors were held without a three-pointer since February 24, 1999.
JANUARY 26: Waived guard Sundiata Gaines early from his 10-day contract. Signed guard Trey Johnson to a 10-day contract.
FEBRUARY 4: Guard Jose Calderon matched his own franchise record with 19 assists at Minnesota.
FEBRUARY 7: Signed guard Trey Johnson to second 10-day contract.
FEBRUARY 13: Raptors played their 500th regular season game at Air Canada Centre vs. L.A. Clippers.
FEBRUARY 18: Elected not to resign guard Trey Johnson for the remainder of the season.
FEBRUARY 18: Guard DeMar DeRozan scored 14 points as a starter for the Sophomore Team in the T-Mobile Rookie Challenge & Youth Jam at All-Star Weekend in Los Angeles.
FEBRUARY 19: Guard DeMar DeRozan competed in the Sprite Slam Dunk on All-Star Saturday Night.
FEBRUARY 22: Acquired forward James Johnson from Chicago in exchange for a 2011 first-round draft pick.

MARCH 4: Toronto and New Jersey played the first of two games at the O2 Arena in London, England. This marked the first time regular season NBA games were held in Europe.
MARCH 5: The Raptors fell 137-136 to New Jersey in triple-overtime at the O2 Arena in London, England. It was the highest scoring game (136 points) and the longest game (3 hours, 22 minutes) in team history.
MARCH 9: Reassigned centre Solomon Alabi to the Erie BayHawks (NBDL).
MARCH 20: Raptors ended a streak of 14 consecutive road losses with a 95-93 win at Oklahoma City. The streak tied a franchise record for consecutive road defeats.

APRIL 3: Recalled centre Solomon Alabi from the Erie BayHawks (NBDL).

2010-11 RAPTORS STATISTICS

PLAYER	G			FIELD GOALS			3-POINT FG			FREE THROWS			REBOUNDS			AST	PF	DQ	STL	TO	BLK	PTS	AVG
	GS	MIN	FG	FGA	PCT	FG	FGA	PCT	FT	FTA	PCT	OFF	DEF	TOT									
Bargnani	66	66	2353	525	1173	.448	77	223	.345	287	350	.820	74	269	343	119	160	0	34	152	46	1414	21.4
DeRozan	82	82	2851	539	1154	.467	5	52	.096	327	402	.813	75	240	315	148	217	0	85	144	31	1410	17.2
Barbosa	58	0	1395	294	653	.450	72	213	.338	109	137	.796	14	85	99	119	112	0	50	84	6	769	13.3
Kleiza	39	23	1032	178	406	.438	39	131	.298	41	65	.631	37	140	177	40	99	1	19	65	7	436	11.2
Jack	13	13	347	48	122	.393	4	24	.167	40	46	.870	6	36	42	59	25	0	14	34	0	140	10.8
Stojakovic	2	0	22	7	10	.700	4	6	.667	2	2	1.000	0	3	3	1	0	0	0	2	0	20	10.0
Calderon	68	55	2102	262	596	.440	57	156	.365	88	103	.854	30	172	202	605	143	0	81	148	7	669	9.8
A. Johnson	72	54	1853	281	495	.568	0	1	.000	126	160	.788	189	272	461	81	263	4	53	69	88	688	9.6
Weems	59	28	1413	228	513	.444	17	61	.279	72	94	.766	39	114	153	104	87	0	34	86	2	545	9.2
Bayless (TOT)	71	14	1495	218	517	.422	49	146	.336	166	206	.806	26	139	165	266	149	1	38	127	5	651	9.2
Bayless (TOR)	60	14	1347	201	468	.429	46	132	.348	153	189	.810	24	126	150	238	133	1	36	110	4	601	10.0
Davis	65	17	1602	215	373	.576	0	0	---	71	128	.555	168	294	462	40	183	0	39	48	67	501	7.7
J. Johnson (TOT)	38	25	821	108	237	.456	8	34	.235	47	71	.662	37	105	142	89	95	1	33	64	37	271	7.1
J. Johnson (TOR)	25	25	699	91	196	.464	6	25	.240	41	58	.707	31	87	118	75	70	0	25	46	28	229	9.2
Gaines	6	0	90	15	35	.429	3	15	.200	2	6	.333	2	6	8	11	10	0	4	8	1	35	5.8
Andersen	11	0	150	23	47	.489	3	10	.300	7	7	1.000	8	26	34	7	11	0	3	8	3	56	5.1
Evans	30	18	798	42	103	.408	0	1	.000	48	88	.545	119	226	345	38	89	0	29	39	6	132	4.4
Ajinca (TOT)	34	2	340	59	133	.444	12	34	.353	13	18	.722	17	61	78	10	73	0	11	18	19	143	4.2
Ajinca (TOR)	24	0	265	47	101	.465	9	27	.333	11	15	.733	12	49	61	8	60	0	8	17	14	114	4.8
T. Johnson	7	0	81	10	30	.333	1	3	.333	7	8	.875	2	5	7	11	11	0	1	5	1	28	4.0
Wright	52	6	766	82	160	.513	2	10	.200	22	43	.512	47	71	118	58	45	0	39	43	20	188	3.6
Dorsey	43	9	522	52	99	.525	0	0	---	31	65	.477	79	111	190	27	78	1	24	39	17	135	3.1
Banks	3	0	22	0	2	.000	0	0	---	6	8	.750	0	1	1	3	4	0	1	2	0	6	2.0
Dupree	3	0	13	1	4	.250	0	1	.000	0	0	---	0	3	3	1	2	0	0	0	0	2	0.7
Alabi	12	0	59	3	15	.200	0	0	---	0	2	.000	7	7	14	2	5	0	2	3	2	6	0.5
RAPTORS	82	19780	3144	6755	.465	345	1091	.316	1491	1976	.755	963	2343	3306	1795	1807	7	581	1206	350	8124	99.1	
OPPONENTS	82	19780	3213	6668	.482	541	1438	.376	1672	2175	.769	912	2457	3369	1854	1620	9	625	1141	456	8639	105.4	

PLAYER	SINGLE-GAME HIGHS						AVERAGE PER GAME						CAREER HIGHS (C=SET, T=TIED THIS SEASON)								
	MIN	REB	AST	ST	BL	PTS	MIN	REB	AST	STL	TO	BLK	PTS	FG	FGA	FT	FTA	REB	AST	PTS	
Bargnani	52	12	6	3	5	3	41	35.7	5.2	1.8	0.52	2.3	0.70	21.4	16C	28C	15C	18C	17	7	41C
DeRozan	54	10	5	4	5	2	37	34.8	3.8	1.8	1.04	1.8	0.38	17.2	13C	27C	13C	14T	10C	5C	37C
Barbosa	34	6	7	3	5	1	29	24.1	1.7	2.1	0.86	1.4	0.10	13.3	16	26	11	12	10	12	41
Kleiza	45	12	4	3	5	1	26	26.5	4.5	1.0	0.49	1.7	0.18	11.2	13	21T	13	15	12C	4T	41
Jack	38	5	8	3	6	0	24	26.7	3.2	4.5	1.08	2.6	0.00	10.8	13	22	13	16	9	12	33
Stojakovic	16	2	1	0	2	0	13	11.0	1.5	0.5	0.00	1.0	0.00	10.0	16	29	14	16	17	7	42
Calderon	42	9	19	4	8	1	22	30.9	3.0	8.9	1.19	2.2	0.10	9.8	12	21	9	9	9T	19T	27
A. Johnson	42	16	6	3	6	7	24	25.7	6.4	1.1	0.74	1.0	1.22	9.6	10T	14T	9C	9C	16C	6C	26
Weems	43	7	6	3	5	1	25	23.9	2.6	1.8	0.58	1.5	0.03	9.2	10C	22	9C	10C	11	6C	25C
Bayless (TOT)	43	8	11	4	6	1	31	21.1	2.3	3.7	0.54	1.8	0.07	9.2	10T	24	11T	12T	8C	11C	31T
Bayless (TOR)	43	8	11	4	6	1	31	22.5	2.5	4.0	0.60	1.8	0.07	10.0							
Davis	40	15	3	3	4	5	22	24.6	7.1	0.6	0.60	0.7	1.03	7.7	10C	14C	8C	12C	15C	3C	22C
J. Johnson (TOT)	42	10	7	3	5	3	18	21.6	3.7	2.3	0.87	1.7	0.97	7.1	8	13C	8	8	10C	7C	20
J. Johnson (TOR)	42	10	7	3	5	3	18	28.0	4.7	3.0	1.00	1.8	1.12	9.2							
Gaines	24	3	6	2	2	1	10	15.0	1.3	1.8	0.67	1.3	0.17	5.8	6	13	5	7	6	8	18
Andersen	16	5	3	1	3	1	9	13.6	3.1	0.6	0.27	0.7	0.27	5.1	9	16	3	5	11	3T	19
Evans	35	22	4	3	3	1	15	26.6	11.5	1.3	0.97	1.3	0.20	4.4	8	13	8	14	22C	4T	22
Ajinca (TOT)	24	9	3	2	3	2	11	10.0	2.3	0.3	0.32	0.5	0.56	4.2	5	10C	5C	6C	9C	3C	12
Ajinca (TOR)	24	9	3	2	3	2	11	11.0	2.5	0.3	0.33	0.7	0.58	4.8							
T. Johnson	22	3	6	1	2	1	10	11.6	1.0	1.6	0.14	0.7	0.14	4.0	3C	8C	4T	4T	3C	6C	10C
Wright	41	10	5	4	3	2	15	14.7	2.3	1.1	0.75	0.8	0.38	3.6	8	14	7	8T	14	5C	20
Dorsey	37	20	3	4	4	3	13	12.1	4.4	0.6	0.56	0.9	0.40	3.1	5C	12C	4C	8C	20C	3C	13C
Banks	16	1	2	1	2	0	4	7.3	0.3	1.0	0.33	0.7	0.00	2.0	12	19	12	14	7	10	28
Dupree	11	3	1	0	0	0	2	4.3	1.0	0.3	0.00	0.0	0.00	0.7	8	15	5	6	10	4	20
Alabi	13	3	1	2	1	2	2	4.9	1.2	0.2	0.17	0.3	0.17	0.5	1C	4C	0C	2C	3C	1C	2C
RAPTORS	315	54	35	13	25	11	136	24.12	40.3	21.9	7.09	14.7	4.27	99.1	52	113	41	49	65	39	136C
OPPONENTS	315	62	34	15	25	14	138	24.12	41.1	22.6	7.62	13.9	5.56	105.4	61	109	46	60	68	44	152

GAME-BY-GAME RESULTS

DATE	OPPONENT	TEAM/OPP	HOME	ROAD	TOTAL	HIGH PTS	HIGH REB	HIGH AST	OPPONENT PTS	ATTEN.
Oct 27	NEW YORK	L 93-99	0-1	0-0	0-1	Bargnani-22	Evans-16	Calderon-7	Chandler-22	16,722
Oct 29	CLEVELAND	W 101-81	1-1	0-0	1-1	Bargnani-20	Evans-14	Calderon-13	Jamison-13	15,771
Nov 1	@Sacramento	L 108-111	1-1	0-1	1-2	Bargnani-28	Evans-19	Calderon-6	Evans-23	17,317
Nov 3	@Utah	L 108-125	1-1	0-2	1-3	Bargnani-26	Bargnani-9	Jack-4	Jefferson-27	17,802
Nov 5	@L.A. Lakers	L 103-108	1-1	0-3	1-4	Barbosa-17	A. Johnson-15	Calderon-8	Gass-30	16,897
Nov 6	@Portland	L 84-93	1-1	0-4	1-5	Jack-16	Evans-9	Calderon-14	Roy-26	20,263
Nov 8	GOLDEN STATE	L 102-109	1-2	0-4	1-6	Jack-24	Kleiza-7	Jack-8	Curry-34	14,127
Nov 10	CHARLOTTE	L 96-101	1-3	0-4	1-7	Bargnani-25	Kleiza-7	Calderon-7	Jackson-20	14,309
Nov 12	@Orlando	W 110-106	1-3	1-4	2-7	Bargnani-27	Evans-12	Calderon-7	Howard-25	18,846
Nov 13	@Miami	L 100-109	1-3	1-5	2-8	Bargnani-22	Dorsey-11	Weems-7	Wade-31	19,600
Nov 16	@Washington	L 94-109	1-3	1-6	2-9	Weems-16	Evans-9	Jack-5	Blatche-22	11,513
Nov 17	@Philadelphia	W 94-86	1-3	2-5	3-8	Bargnani-20	Evans-14	Calderon-8	Brand-27	12,164
Nov 19	HOUSTON	W 106-96	2-3	2-6	4-9	Bargnani-26	Evans-9	Jack-8	Martin-31	16,322
Nov 21	BOSTON	W 102-101	3-3	2-6	5-9	Bargnani-29	Evans-16	Barbosa-5	Robinson-22	17,707
Nov 24	PHILADELPHIA	W 106-90	4-3	2-6	6-9	Bargnani-24	Evans-22	Calderon-9	Iguodala-17	15,012
Nov 26	@Boston	L 101-110	4-3	2-7	6-10	Kleiza-18	Bargnani-9	Calderon-15	Garnett-26	18,624
Nov 28	ATLANTA	L 78-96	4-4	2-7	6-11	Bargnani-14	Bargnani-8	Calderon-5	Williams-17	17,302
Dec 1	WASHINGTON	W 127-106	5-4	2-7	7-11	DeRozan-20	Bargnani-8	Dorsey-8	McGee-21	15,208
Dec 3	OKLAHOMA CITY	W 111-89	6-4	2-7	8-11	Bargnani-26	Bargnani-12	Evans-9	Harden-20	16,774
Dec 5	NEW YORK	L 98-116	6-5	2-7	8-12	Bayless-23	A. Johnson-16	Calderon-6	Stoudemire-31	16,891
Dec 6	@Indiana	L 100-124	6-5	2-8	8-13	Calderon-21	Bayless-9	Calderon-4	Rush-26	11,930
Dec 8	@New York	L 110-113	6-5	2-9	8-14	Bargnani-41	Bargnani-7	Calderon-7	Stoudemire-34	19,763
Dec 10	DENVER	L 116-123	6-6	2-9	8-15	Kleiza-26	Kleiza-12	Bayless-5	Harrington-31	14,714
Dec 11	Detroit	W 120-116	6-6	3-9	9-15	Bayless-17	Tied with-5	Bayless-7	Stuckey-23	13,343
Dec 14	@Charlotte	L 91-97	6-6	3-10	9-16	Bayless-17	A. Johnson-12	Barbosa-7	Wallace-23	12,482
Dec 15	CHICAGO	L 93-110	6-7	3-10	9-17	Barbosa-21	Dorsey-13	Weems-5	Mahomed-18	17,750
Dec 17	NEW JERSEY	W 98-92	7-7	3-10	10-17	Bargnani-32	Kleiza-12	Calderon-14	Lopez-20	14,623
Dec 19	L.A. LAKERS	L 110-120	7-8	3-10	10-18	Kleiza-26	Kleiza-10	Calderon-12	Bryant-20	19,935
Dec 22	DETROIT	L 93-115	7-9	3-10	10-19	Barbosa-21	Wright-6	Calderon-13	R. Hamilton-35	15,303
Dec 27	@Memphis	L 85-96	7-9	3-11	10-21	Kleiza-27	Dorsey-13	Calderon-9	Randolph-21	14,971
Dec 28	@Dallas	W 94-88	7-9	4-11	11-20	Davis-17	Davis-12	Bayless-8	Berry-22	17,823
Dec 31	@Houston	L 105-114	7-9	4-12	11-21	DeRozan-37	Kleiza-12	Calderon-11	Bullinger-22	18,121
Jan 2	BOSTON	L 79-93	7-10	4-12	11-22	DeRozan-27	Dorsey-13	Calderon-10	Pierce-30	19,986
Jan 4	@Chicago	L 91-111	7-10	4-13	11-23	Bargnani-23	Bargnani-6	Bayless-8	Deng-24	21,290
Jan 5	@Cleveland	W 120-105	7-10	5-13	12-23	Bargnani-25	Wright-9	Calderon-7	Jamison-32	20,562
Jan 7	@Boston	L 102-122	7-10	5-14	12-24	DeRozan-20	Dorsey-5	Calderon-9	Pierce-20	16,624
Jan 9	SACRAMENTO	W 118-112	8-10	5-14	13-24	Bargnani-30	A. Johnson-9	Calderon-9	Udrih-25	17,206
Jan 12	ATLANTA	L 101-104	8-11	5-14	13-25	Bargnani-26	A. Johnson-7	Calderon-9	Ja. Crawford-36	14,186
Jan 14	DETROIT	L 95-101	8-12	5-14	13-26	Bargnani-31	A. Johnson-10	Calderon-13	McGrady-22	16,924
Jan 15	@Washington	L 95-98	8-12	5-15	13-27	Bargnani-25	A. Johnson-10	Calderon-15	Young-29	14,652
Jan 17	@New Orleans	L 81-85	8-12	5-16	13-28	DeRozan-23	Davis-12	Calderon-13	West-23	15,355
Jan 19	@San Antonio	L 95-104	8-12	5-17	13-29	DeRozan-28	Davis-11	Calderon-8	Ginobili-37	18,581
Jan 21	@Orlando	L 72-112	8-12	5-18	13-30	DeRozan-16	Wright-10	Calderon-5	Howard-31	19,047
Jan 22	@Miami	L 103-120	8-12	5-19	13-31	DeRozan-30	Davis-10	Calderon-13	James-38	20,025
Jan 24	MEMPHIS	L 98-100	8-13	5-19	13-32	Bargnani-29	DeRozan-9	Bayless-11	Gay-21	14,127
Jan 26	PHILADELPHIA	L 94-107	8-14	5-19	13-33	DeRozan-29	Wright-9	Calderon-13	Speights-23	14,552
Jan 28	MILWAUKEE	L 110-116(OT)	8-15	5-19	13-34	A. Johnson-24	A. Johnson-12	Calderon-10	Maggette-29	15,159
Jan 29	@Minnesota	L 87-103	8-15	5-20	13-35	Bargnani-15	Davis-11	Calderon-6	Love-21	14,991
Jan 31	@Indiana	L 93-104	8-15	5-21	13-36	A. Johnson-18	A. Johnson-8	T. Johnson-6	Hibbert-24	10,258
Feb 2	@Atlanta	L 87-100	8-15	5-22	13-37	A. Johnson-20	A. Johnson-14	Calderon-10	Johnson-37	14,925
Feb 4	MINNESOTA	W 101-100	9-15	5-22	14-37	Bargnani-30	A. Johnson-12	Calderon-10	West-16	14,269
Feb 8	@Milwaukee	L 74-92	9-15	5-23	14-38	Bargnani-23	A. Johnson-11	Calderon-7	Salmors-17	11,975
Feb 9	SAN ANTONIO	L 100-111	9-16	5-23	14-39	Bargnani-29	A. Johnson-13	Calderon-11	Blair-28	15,867
Feb 11	PORTLAND	L 96-102	9-17	5-23	14-40	Bargnani-29	Davis-13	Calderon-11	Aldridge-37	15,625
Feb 13	L.A. CLIPPERS	W 88-83	10-17	5-23	15-40	Bargnani-27	Davis-14	Calderon-11	Griffin-21	19,800
Feb 16	MIAMI	L 95-103	10-18	5-23	15-41	Bargnani-38	Davis-13	Calderon-14	Wade-28	20,166
Feb 22	@Charlotte	L 101-114	10-18	5-24	15-42	Weems-19	Bargnani-9	Calderon-11	Augustin-23	12,978
Feb 23	CHICAGO	W 118-113	11-18	5-24	16-42	Bargnani-24	Bargnani-8	Calderon-17	Rose-32	16,105
Feb 25	PHOENIX	L 92-110	11-19	5-24	16-43	Bargnani-26	Bayless-5	Calderon-7	Gortat-17	19,004
Feb 27	DALLAS	L 96-114	11-20	5-24	16-44	A. Johnson-21	Calderon-8	Calderon-9	Nowitzki-31	16,827
Mar 1	NEW ORLEANS	W 95-86	12-20	5-24	17-44	Calderon-10	A. Johnson-10	Calderon-10	West-19	14,704
Mar 4	@New Jersey	L 103-116	12-20	5-25	17-45	Davis-6	Davis-6	Calderon-12	Lopez-25	18,689
Mar 5	@New Jersey	L 136-137(3OT)	12-20	5-26	17-46	Bargnani-35	Davis-15	Calderon-9	Lopez-34	18,689
Mar 9	UTAH	L 94-96	12-21	5-26	17-47	DeRozan-17	Evans-11	Calderon-9	Jefferson-34	14,425
Mar 11	INDIANA	W 108-98	13-21	5-26	18-47	Barbosa-29	Evans-16	Calderon-7	Granger-25	14,726
Mar 13	CHARLOTTE	L 90-95	13-22	5-26	18-48	Bargnani-17	Evans-17	Calderon-8	Augustin-23	16,557
Mar 16	@Detroit	L 93-107	13-22	5-27	18-49	Bargnani-20	Evans-9	Calderon-7	R. Hamilton-24	15,166
Mar 18	WASHINGTON	W 116-107	14-22	5-27	19-49	Bargnani-33	Evans-15	Calderon-6	Baker-26	18,017
Mar 20	@Oklahoma City	W 85-83	14-22	6-27	20-49	Bargnani-23	Evans-9	Calderon-9	Harden-23	18,203
Mar 21	@Denver	L 90-123	14-22	6-28	20-50	Bargnani-20	Evans-9	Bayless-9	Lawson-23	16,258
Mar 23	@Phoenix	L 106-114	14-22	6-29	20-51	Bargnani-27	Davis-9	Calderon-13	Brooks-25	17,865
Mar 25	@Golden State	L 100-138	14-22	6-30	20-52	DeRozan-19	Davis-11	Calderon-5	Ellis-27	17,504
Mar 26	@L.A. Clipper	L 90-94	14-22	6-31	20-53	Davis-21	Davis-11	Calderon-7	Griffin-22	19,060
Mar 30	MILWAUKEE	L 98-104	14-23	6-31	20-54	Bargnani-22	J. Johnson-10	Calderon-8	Jennings-25	15,906
Apr 2	@Chicago	L 106-113	14-23	6-32	20-55	Bayless-26	Davis-11	Bayless-8	Rose-36	22,228
Apr 3	ORLANDO	W 102-98	15-23	6-32	21-55	DeRozan-24	Evans-17	Bayless-8	Howard-31	19,800
Apr 5	@New York	L 118-131	15-23	6-33	21-56	DeRozan-36	Davis-13	Bayless-5	Douglas-28	19,763
Apr 6	CLEVELAND	L 96-104	15-24	6-33	21-57	Bayless-28	Evans-13	Calderon-9	Hicks-28	14,886
Apr 8	@Philadelphia	L 93-98	15-24	6-34	21-58	DeRozan-27	Evans-15	Calderon-9	Brand-22	16,362
Apr 10	NEW JERSEY	W 99-92	16-24	6-34	22-58	Bayless-19	Evans-15	J. Johnson-6	Lopez-35	17,755
Apr 11	@Milwaukee	L 86-93	16-24	6-35	22-59	Bayless-20	Davis-9	Bayless-5	J. Johnson-6	13,278
Apr 13	MIAMI	L 79-97	16-25	6-35	22-60	Bayless-21	Davis-9	J. Johnson-6	House-35	20,108

RAPTORS GAME-BY-GAME STATS

DATE	OPP	RESULTS	W-L	STA	BEN	ITP	SCP	FBP	FG	FGA	FG%	3P	3PA	3P%	FT	FTA	FT%	OR	DR	TOT	A	PF	ST	TO	BS	
Oct. 27	N.Y.	L 98-93	0-1	60	33	40	13	17	36	94	38.3	3	10	30.0	18	24	75.0	12	33	45	20	20	6	12	5	5
Oct. 29	@ CLE	W 101-91	1-1	61	40	40	18	26	39	82	47.6	6	20	30.0	17	18	94.4	11	35	46	24	19	3	15	3	4
Nov. 1	@ SAC	W 110-108	1-2	68	30	44	17	21	39	85	45.9	9	21	42.9	21	29	72.4	17	25	42	19	26	3	15	3	4
Nov. 3	@ UTAH	L 125-108	1-3	64	44	46	20	20	36	79	45.6	3	13	23.1	33	42	78.6	10	26	36	16	25	9	16	4	2
Nov. 5	@ LAL	L 106-103	1-4	51	52	58	13	24	41	87	47.1	5	13	38.5	16	19	84.2	10	30	40	19	26	4	22	2	1
Nov. 6	@ POR	L 97-94	1-5	68	46	36	11	17	28	76	36.8	1	17	5.9	27	34	79.4	17	27	44	11	27	10	17	7	1
Nov. 6	@ GDR	L 109-102	1-6	36	39	49	11	22	38	83	45.8	4	14	28.6	22	27	81.5	21	32	53	19	23	12	17	3	5
Nov. 8	@ ORL	W 101-96	1-7	47	49	34	6	36	37	80	45.7	3	10	30.0	19	25	76.0	14	24	38	23	26	2	16	3	4
Nov. 10	CHI	W 100-106	2-7	81	29	34	6	17	40	81	50.0	6	16	46.2	21	31	77.4	14	27	39	20	24	9	16	3	4
Nov. 12	@ MIA	W 109-100	2-8	75	25	32	15	17	37	82	45.1	19	26	26.3	21	29	72.4	13	31	44	17	29	5	14	1	
Nov. 13	@ WASH	W 109-94	2-9	58	36	44	16	19	35	86	40.7	5	14	36.4	20	26	76.9	15	31	46	16	19	8	13	0	
Nov. 16	@ PHI	W 94-96	3-9	70	24	38	6	8	34	73	46.6	2	12	16.7	20	29	82.8	6	38	44	20	21	4	14	3	
Nov. 17	@ HOU	W 106-96	4-9	60	46	44	13	27	41	84	48.8	4	15	36.4	20	30	66.7	6	33	44	22	23	8	14	3	
Nov. 21	BOS	W 102-101	5-9	71	31	44	9	12	34	76	44.7	4	15	26.7	30	39	76.9	10	31	41	16	27	3	13	5	
Nov. 24	PHI	W 106-90	6-9	65	41	42	21	17	38	79	48.1	9	21	42.9	21	27	77.8	10	31	41	16	27	9	13	5	
Nov. 26	@ BOS	L 100-101	6-10	38	63	44	17	17	37	82	45.1	7	15	46.7	29	69.0	17	21	61.0	4	26	22	6	15	2	
Nov. 28	ATL	W 96-78	7-10	47	51	62	21	22	51	88	58.9	1	12	8.3	17	21	81.0	8	33	41	15	17	6	15	3	
Dec. 1	WAS	W 127-108	8-11	71	56	62	21	32	51	88	58.9	6	11	54.5	19	27	70.4	14	38	52	28	18	7	15	7	
Dec. 3	OKC	W 111-99	9-11	72	39	50	22	22	45	82	54.9	3	15	20.0	18	24	75.0	9	33	42	22	19	7	15	7	
Dec. 5	IND	L 116-88	8-12	67	32	54	22	26	40	87	46.0	6	19	42.1	11	22	50.0	17	30	47	19	8	8	18	2	
Dec. 6	@ N.Y.	L 114-100	8-13	63	37	48	21	16	42	100	42.0	6	16	33.3	23	31	74.2	18	27	45	23	23	6	18	2	
Dec. 8	@ DEN	L 113-110	8-14	85	25	48	7	12	41	86	47.1	10	25	40.0	14	19	73.1	13	21	42	24	21	6	13	2	
Dec. 10	@ DEN	L 123-116	8-15	60	56	58	16	23	44	70	51.7	9	25	40.0	14	19	73.1	13	21	42	24	21	6	13	2	
Dec. 11	@ DET	W 120-116	9-15	77	43	50	10	25	44	70	62.9	9	26	64.3	23	29	79.3	20	28	32	23	19	9	18	6	
Dec. 14	@ CHI	W 97-91	9-16	64	47	34	18	8	36	89	40.4	8	26	30.8	11	21	52.4	22	33	43	21	23	5	10	6	
Dec. 15	N.J.	L 110-93	9-17	51	42	46	18	32	38	86	44.2	3	12	25.8	14	16	87.5	13	24	37	19	20	5	11	6	
Dec. 17	CHI	W 98-92	10-17	85	13	38	13	18	40	86	46.5	7	18	38.9	11	16	68.8	11	32	43	26	20	4	13	5	
Dec. 17	LAL	L 120-110	10-18	83	27	44	13	22	41	87	47.1	7	22	31.8	21	25	84.4	2	30	32	28	13	5	10	6	
Dec. 19	DET	W 105-93	10-19	52	41	48	13	23	35	67	52.2	4	14	35.1	18	24	78.3	12	34	26	15	3	24	2	4	
Dec. 22	@ MEM	W 96-85	10-20	63	22	52	13	16	38	76	50.0	2	19	21.1	14	14	35.7	10	32	42	21	23	3	25	4	
Dec. 28	@ DAL	W 84-76	11-20	55	29	48	10	25	33	69	47.8	4	12	20.0	16	22	72.7	19	34	34	20	24	14	9	5	
Dec. 31	@ HOU	L 114-105	11-21	82	23	46	10	31	40	96	41.7	4	14	26.7	21	27	77.8	19	34	53	20	14	13	2	6	
Jan. 2	BOS	L 93-79	11-22	63	16	46	19	29	34	90	37.8	5	15	33.3	11	16	68.8	9	25	33	22	25	8	12	5	
Jan. 4	@ CHI	W 111-91	11-23	69	27	38	6	16	35	78	44.9	9	19	50.0	16	19	84.2	8	25	33	22	25	8	12	5	
Jan. 5	@ CLE	W 120-105	12-23	73	27	62	12	15	50	88	56.8	9	19	50.0	11	16	68.8	11	27	39	35	26	8	13	7	
Jan. 7	BOS	W 122-102	12-24	75	27	42	12	19	40	79	50.6	6	16	37.1	16	23	69.6	6	20	31	25	20	8	13	7	
Jan. 9	SAC	W 118-112	13-24	80	38	64	13	19	48	82	58.6	6	13	46.2	16	23	69.6	6	20	31	26	26	6	16	8	
Jan. 12	ATL	L 104-101	13-25	61	40	60	6	14	44	81	54.3	4	12	33.3	15	12	75.0	4	19	30	25	21	7	12	4	
Jan. 14	DET	W 101-95	13-26	77	18	48	6	19	40	85	47.1	4	17	23.5	15	22	65.2	9	25	34	25	17	3	12	4	
Jan. 15	@ W.A.S.	L 98-95	13-27	76	19	44	8	19	40	85	47.1	4	13	40.4	13	15	73.3	8	31	39	26	17	6	16	5	
Jan. 17	@ N.D.	L 85-81	13-28	62	19	44	8	12	33	74	44.6	2	13	15.4	15	20	65.0	12	30	42	24	15	5	16	6	
Jan. 19	@ ORL	L 104-95	13-29	69	26	48	16	22	36	82	43.9	3	9	37.5	20	25	80.0	11	27	38	20	11	6	15	3	
Jan. 21	@ MIA	L 112-72	13-30	61	41	36	4	13	29	82	35.4	4	15	26.7	17	17	58.8	14	30	44	15	24	6	14	2	
Jan. 22	@ MIL	L 120-103	13-31	90	13	52	16	22	38	81	46.9	5	8	62.5	22	24	91.7	8	25	33	22	7	7	11	1	
Jan. 24	MEM	W 100-98	13-32	90	8	54	14	25	40	84	47.6	0	13	0.0	18	24	75.0	11	31	42	15	15	11	1	1	
Jan. 26	PHI	L 107-94	13-33	77	17	30	6	22	37	76	48.7	2	8	25.0	18	24	81.8	9	24	33	19	15	14	7	2	
Jan. 28	MIL	L 116-110 OT	13-34	75	35	42	14	19	43	92	46.7	3	10	10.0	23	28	82.1	13	27	40	27	26	9	12	7	
Jan. 29	@ MIN	L 103-87	13-35	49	38	24	14	13	34	101	33.7	3	14	21.4	16	22	72.7	19	33	52	21	25	10	15	5	
Jan. 31	@ IND	L 104-93	13-36	65	28	46	14	10	38	92	41.3	1	6	16.7	16	22	76.2	12	26	38	16	11	11	16	9	
Feb. 2	@ ATL	W 100-87	13-37	71	16	36	13	21	34	78	43.6	1	5	20.0	18	21	85.9	15	25	36	22	14	4	9	3	
Feb. 4	MIL	W 111-100	14-37	91	20	50	21	29	46	84	54.8	3	10	27.3	16	18	88.9	9	32	44	35	22	11	15	6	
Feb. 6	@ MIL	L 92-74	14-38	56	18	38	12	15	31	86	36.0	0	10	0.0	13	13	92.3	12	32	44	19	18	5	13	3	
Feb. 9	S.A.	L 111-100	14-39	80	20	40	8	18	42	84	50.0	3	9	33.3	13	18	72.2	12	32	44	22	18	4	8		

OPPONENT GAME-BY-GAME STATS

DATE	OPP	RESULTS	W-L	STA	BEN	ITP	SCP	FBP	FG	FGA	FG%	3P	3PA	3P%	FT	FTA	FT%	OR	DR	TOT	A	PF	ST	TO	BS
Oct. 27	N.Y.	L 98-93	0-1	57	41	52	10	12	38	88	43.2	7	24	29.2	15	17	88.2	13	36	49	12	23	4	16	10
Nov. 1	@ SAC	W 101-81	1-1	29	52	42	17	16	32	84	38.1	7	9	5	9	10	80.0	9	24	33	15	19	9	11	4
Nov. 3	@ UTAH	L 111-108	1-2	79	32	52	21	16	42	88	47.7	9	12	41.7	8	10	80.0	16	24	40	15	24	5	11	4
Nov. 5	@ @ LAL	W 125-108	1-3	89	36	44	9	25	46	85	56.5	7	16	43.8	22	25	88.0	30	28	58	20	28	9	15	4
Nov. 6	@ PDR	L 109-103	1-4	78	36	44	8	13	37	77	48.1	7	7	10	22	22	84.4	14	24	31	22	20	12	12	5
Nov. 6	@ @	W 97-80	1-5	82	15	44	15	8	34	75	45.3	4	5	16	25.0	25	28	89.3	7	28	35	30	28	9	5
Nov. 6	@	W 101-99	1-6	91	18	42	16	19	39	74	52.7	4	5	14	20.0	26	32	81.3	11	31	42	19	26	13	21
Nov. 10	@ @	W 101-106	1-7	71	30	42	12	23	34	69	49.3	6	6	14	42.9	27	33	81.8	8	28	36	23	22	9	5
Nov. 12	@ @	W 101-106	1-8	72	34	42	9	14	39	74	52.7	4	4	24	50.0	16	19	55.5	7	27	34	23	23	7	16
Nov. 13	@ @	W 103-100	1-9	82	27	40	10	15	40	79	50.6	4	4	10	30.0	26	36	72.2	11	27	38	14	27	8	2
Nov. 16	@ @	W 103-94	1-10	69	40	52	16	21	42	80	56.3	5	5	15	40.0	13	19	68.4	11	36	47	28	26	9	16
Nov. 17	@ @	W 94-86	1-11	72	14	56	13	23	32	87	36.8	1	1	6	12.5	21	28	75.0	16	32	48	15	24	6	3
Nov. 19	@ @	W 106-96	1-12	85	21	36	6	24	34	78	43.6	1	1	8	20.0	22	30.9	7	30	37	26	23	6	17	
Nov. 21	@ @	W 102-101	1-13	80	21	42	6	16	34	71	47.9	4	5	13	38.5	28	38	73.7	10	30	36	17	28	5	13
Nov. 24	@ @	W 106-90	1-14	55	35	42	6	16	35	81	43.2	4	4	12	33.3	16	19	84.2	10	29	39	17	20	5	13
Nov. 26	@ @	W 110-101	1-15	81	29	50	14	15	41	76	53.9	4	4	13	30.8	24	30	80.0	12	35	47	21	10	12	8
Nov. 28	@ @	W 96-78	1-16	70	26	50	7	10	37	79	46.8	8	8	18	44.4	14	20	70.0	7	37	44	24	11	8	5
Dec. 1	@ @	W 121-98	1-17	64	44	52	17	28	38	87	45.8	3	3	9	33.3	19	41	70.7	9	31	30	22	22	8	11
Dec. 3	@ @	W 111-99	1-18	56	43	42	11	26	38	87	43.7	12	12	28	38.9	16	19	84.2	9	25	34	22	24	11	7
Dec. 5	@ @	W 116-99	1-19	91	25	43	12	11	43	88	48.9	12	12	27	44.4	18	21	85.7	13	29	42	22	13	10	2
Dec. 5	@ @	W 124-100	1-20	74	50	52	12	11	47	85	55.3	13	13	26	50.0	17	20	85	9	38	47	33	15	18	8
Dec. 8	@ @	W 113-110	1-21	105	9	40	11	18	43	89	48.3	1	1	21	38.1	19	22	86.4	12	36	48	19	26	5	15
Dec. 8	@ @	W 123-116	1-22	73	44	42	23	10	47	76	56.6	12	12	26	46.2	25	28	89.3	30	38	67	27	16	5	22
Dec. 11	@ @	W 120-116	1-23	95	18	52	62	23	47	89	52.8	6	6	16	37.5	16	23	69.6	15	24	39	30	25	9	13
Dec. 14	@ @	W 121-91	1-24	62	34	35	58	11	39	75	52.0	1	1	18	38.9	17	23	78.3	14	32	44	28	15	11	13
Dec. 15	@ @	W 110-93	1-25	76	34	42	11	23	43	81	53.1	1	1	18	38.9	17	23	78.3	30	39	69	19	18	3	12
Dec. 17	@ @	W 98-92	1-26	58	34	50	8	17	36	80	45.0	2	2	12	16.7	18	28	62.1	14	33	42	28	15	7	6
Dec. 19	@ @	W 128-110	1-27	68	57	56	23	20	41	79	51.9	8	8	23	28.8	15	19	78.9	5	30	39	18	3	12	8
Dec. 19	@ @	W 119-103	1-28	65	32	47	7	27	46	90	51.1	6	6	23	28.8	15	19	78.9	8	26	34	20	21	9	17
Dec. 22	@ @	W 96-83	1-29	62	34	52	10	20	35	69	50.7	3	3	12	25.0	23	28	82.1	7	26	33	19	15	17	4
Dec. 27	@ @	W 102-76	1-30	39	47	54	11	9	31	75	41.3	2	2	22	22.7	8	12	75.0	11	24	35	19	15	6	18
Dec. 28	@ @	W 114-105	1-31	49	65	58	23	3	45	91	45.4	5	5	19	29.4	21	28	75.0	11	36	47	25	15	13	6
Jan. 2	@ @	W 83-79	1-32	79	52	58	3	15	38	70	54.3	6	6	10	50.0	11	19	57.9	2	35	37	30	18	7	16
Jan. 5	@ @	W 111-91	1-33	58	52	58	16	20	44	87	53.0	4	4	13	30.8	18	28	67.9	13	31	44	23	18	10	4
Jan. 5	@ @	W 120-105	1-34	69	36	28	10	10	34	67	50.7	4	4	10	19	52.6	27	33	81.8	6	24	30	28	15	16
Jan. 7	@ @	W 120-102	1-35	72	33	44	22	10	46	80	57.5	5	5	11	52.4	19	28	67.9	14	29	43	21	16	2	
Jan. 9	@ @	W 116-112	1-36	79	39	54	18	30	47	81	44.0	5	5	16	31.3	27	34	79.4	14	27	41	19	8	6	
Jan. 12	@ @	W 104-101	1-37	66	33	38	15	19	35	80	43.8	3	3	30	30.0	25	31	80.6	10	30	40	18	14	2	
Jan. 14	@ @	W 101-95	1-38	66	35	42	25	23	39	87	44.6	6	6	9	46.2	21	28	75.0	15	29	44	16	17	8	
Jan. 15	@ @	W 98-95	1-39	77	32	38	23	9	34	85	45.9	5	5	12	41.7	15	17	88.2	12	36	48	23	14	6	
Jan. 17	@ @	W 85-81	1-40	53	32	38	15	8	38	87	39.1	2	2	12	16.7	15	19	78.9	19	28	47	20	19	8	
Jan. 19	@ @	W 104-95	1-41	74	30	58	4	22	38	82	45.8	4	4	16	25.0	20	29	82.8	19	32	40	23	20	8	
Jan. 21	@ @	W 112-103	1-42	69	49	63	56	24	42	80	49.4	9	9	27	33.3	19	27	70.4	20	40	60	27	14	5	
Jan. 22	@ @	W 120-103	1-43	68	32	38	18	6	42	80	52.5	16	16	26	61.5	20	26	76.9	10	32	42	27	22	4	
Jan. 24	@ @	W 109-98	1-44	68	32	56	27	25	41	99	44.1	4	4	11	26.7	14	20	76.0	18	28	46	17	17	6	
Jan. 26	@ @	W 107-84	1-45	59	57	56	13	10	44	89	49.4	6	6	15	28.7	15	17	88.2	17	26	43	28	17	10	
Jan. 28	@ @	W 116-110	1-46	68	34	42	12	15	35	76	55.3	6	6	15	40.0	26	35	7.3	33	40	24	28	6	16	
Jan. 29	@ @	W 103-87	1-47	44	59	34	12	13	40	80	43.8	28	28	39.3	22	30	73.3	8	46	54	21	21	7		
Jan. 31	@ @	W 100-87	1-48	85	15	42	11	11	36	81	44.4	10	10	20	40.0	24	28	85.7	15	41	56	19	15	25	
Feb. 2	@ @	W 117-100	1-49	85	16	38	17	11	25	76	55.3	12	12	30	40.0	18	22	81.8	13	26	39	18	17	4	
Feb. 4	@ @	W 92-74	1-50	65	27	46	15	12	38	82	46.3	2	2	13	15.4	14	20	70.0	12	38	50	17	14	7	
Feb. 9	@ @	W 111-100	1-51	75	36	40	12	18	41	81	58.0	6	6	14	42.9	19	19	57.9	10	31	41	30	19	6	
Feb. 11	@ @	W 102-96	1-52	69	33	27	4	14	38	70	54.3	7	7	11	41.2	19	25	76.0	9	33	32	23	15	16	
Feb. 13	@ @	W 98-93	1-53	15	40	66	27	46	10	20	32	77	41.6	5	14	35.7	34	70.6	9	23	32	15	23		

MISCELLANEOUS STATS

	Overall	Eastern	Western	Atlantic	Central	Southeast	Northwest	Southwest	Pacific	OT
Record	22-60	14-38	8-22	5-11	5-13	4-14	3-7	3-7	2-8	0-2
Home	16-25	10-16	6-9	4-4	3-6	3-6	2-3	2-3	2-3	0-1
Away	6-35	4-22	2-13	1-7	2-7	1-8	1-4	1-4	0-5	0-1

CURRENT STREAKS

Overall:	Lost 1
Home:	Lost 1
Road:	Lost 8

LONGEST STREAKS

Overall:	Won 4, Lost 13
Home:	Won 3, Lost 5
Road:	Won 1 (6X), Lost 14

RECORD BY DAY

Monday:	0-9	Friday:	8-13
Tuesday:	2-6	Saturday:	1-8
Wednesday:	5-18	Sunday:	6-6
Thursday:	0-0		

RECORD WHEN OFFENCE SCORES

100 or more points.....	15-23
Less than 100 points.....	7-37

RECORD WHEN OFFENCE SHOOTS

50% or better from the field.....	12-12
Between 45-49% from the field.....	7-23
Between 40-44% from the field.....	3-17
Under 40% from the field.....	0-8

RECORD WHEN TORONTO HAS

A better (or same) FG% than opponents.....	20-12
More (or same) rebounds than opponents.....	15-23
More (or same) assists than opponents.....	18-23
Fewer (or same) turnovers than opponents.....	11-31

RECORD WHEN THE RAPTORS

	AFTER FIRST QUARTER	AFTER FIRST HALF	AFTER THIRD QUARTER
Lead:	14-15	14-12	17-9
Trailed:	7-45	6-46	4-46
Tied:	1-0	2-2	1-5

HOME ATTENDANCE

Home Totals:	679,208
Home Average:	16,566
Home Sellouts:	6

ROAD ATTENDANCE

Road Total:	691,090
Road Average:	16,856
Road Sellouts:	21

RECORD BY MONTH

October/November:	6-11	February:	3-8
December:	5-10	March:	4-10
January:	2-15	April:	2-6

RECORD WHEN DEFENCE ALLOWS

100 or more points.....	9-45
Less than 100 points.....	13-15

RECORD WHEN DEFENCE SHOOTS

50% or better from the field.....	3-25
Between 45-49% from the field.....	16-27
Between 40-44% from the field.....	10-7
Under 40% from the field.....	3-1

RECORD WHEN TORONTO HAS

A lower FG% than opponent.....	2-48
Fewer rebounds than opponent.....	7-37
Fewer assists than opponent.....	4-37
More turnovers than opponent.....	11-29

POINT MARGIN BY OUTCOME

	OT	1	2	3	4	5	6	7	8	9	10	11	12	13	14	15
Won	0	1	1	0	3	2	3	1	2	1	2	1	1	0	0	1
Lost	2	1	2	4	2	5	5	4	3	4	1	3	0	6	2	1

	16	17	18	19	20	21	22	23	24	25	26	27	28	29	30+
Won	1	0	0	1	1	0	0	0	0	0	0	0	0	0	0
Lost	1	4	5	0	2	0	1	0	1	0	0	0	0	0	3

INJURY REPORT

PLAYER	NO. OF GAMES	DATES	ACTIVE/INACTIVE	INJURY
Ed Davis	17	Oct. 27 - Nov. 28	Inactive	Right knee meniscus
Sonny Weems	1	Nov. 6	Inactive	Right knee tendonitis
	18	Dec. 17 - Jan. 22	Inactive	Back spasms
	3	Apr. 10-13	Active	Sore right knee
David Andersen	2	Nov. 10-12	Inactive	Flu-like symptoms
Leandro Barbosa	6	Nov. 10-19	Inactive	Left shoulder strain
	12	Jan. 15 - Feb. 4	Inactive	Strained right hamstring
	6	Apr. 5-13	Inactive	Sore right pinky finger
Linus Kleiza	2	Nov. 12-13	Inactive	Right achilles tendinitis
	9	Jan. 17-19, Jan. 24 - Feb. 2	Inactive	Sore right knee
	31	Feb. 4 - Apr. 13	Inactive	Right knee surgery
Reggie Evans	1	Nov. 13	Active	Flu-like symptoms
	47	Nov. 28 - Mar. 5	Inactive	Fractured right foot
	2	Mar. 25-26	Active	Sore right foot
	2	Apr. 11-13	Active	Sore right index finger
Peja Stojakovic	26	Nov. 28 - Jan. 19	Inactive	Swollen left knee
Jose Calderon	4	Dec. 10-15	Inactive	Sore left foot
	2	Dec. 28, Jan. 4	Active	Sore left foot
	1	Jan. 24	Active	Flu-like symptoms
	7	Apr. 2-5, Apr. 8-13	Inactive	Sore left hamstring
Andrea Bargnani	1	Dec. 15	Active	Sore left knee
	1	Dec. 19	Active	Sore right ankle
	4	Dec. 27 - Jan. 2	Inactive	Strained left calf
	2	Feb. 27, Mar. 9	Inactive	Flu-like symptoms
	7	Mar. 26, Apr. 2-3, Apr. 8-13	Active	Sore right ankle
Jerryd Bayless	1	Dec. 22	Active	Food poisoning
	3	Jan. 2, Jan. 5-7	Active	Sprained left ankle
	2	Jan. 15-17	Active	Sore left ankle
	2	Feb. 4-8	Inactive	Sprained right knee
Joey Dorsey	2	Jan. 22-24	Active	Strained right patella tendon
	4	Feb. 13 - Mar. 1	Inactive	Lower back spasms
	1	Mar. 25	Inactive	Flu-like symptoms
Alexis Ajinca	2	Feb. 8, 11	Active	Sore left foot
	2	Mar. 9-11	Active	Sore right knee
Amir Johnson	1	Feb. 11	Inactive	Sprained right ankle
	4	Mar. 11-16, Mar. 25	Active	Sprained left ankle
	5	Apr. 6-13	Active	Sore left ankle
TOTAL:	243			

INACTIVE REPORT

PLAYER	NO. OF GAMES	DATES
Reggie Evans	48	Nov. 28-Mar. 5, Mar. 26
Solomon Alabi	39	Oct. 27-Nov. 8, Nov. 16-Dec. 8, Jan. 7-12, Feb. 9, Feb. 13-16, Mar. 4-Apr. 2
Linus Kleiza	39	Nov. 12-13, Jan. 26-Apr. 13
Peja Stojakovic	17	Nov. 21, Dec. 17-Jan. 19
Ed Davis	15	Oct. 27-Nov. 10, Nov. 13-19, Nov. 24-28
Leandro Barbosa	15	Nov. 10-19, Jan. 24-Feb. 4, Apr. 6
Joey Dorsey	11	Oct. 29, Nov. 8, Feb. 23 - Mar. 1, Mar. 20-25, Mar. 30
Jose Calderon	11	Dec. 10-15, Apr. 2-5, Apr. 10-13
Andrea Bargnani	11	Dec. 27-Jan. 2, Mar. 9, Apr. 3, Apr. 6-13
Sonny Weems	8	Nov. 6, Jan. 4, Jan. 14-22
Marcus Banks	4	Oct. 27, Nov. 1-5
Amir Johnson	4	Feb. 11, Mar. 11-16
David Andersen	2	Nov. 10-12
Jerryd Bayless	2	Nov. 21, Feb. 8
Alexis Ajinca	1	Jan. 24
Julian Wright	1	Mar. 18

GAME LEADERS

(INCLUDES TIES)	LEADERS		POINTS		10+ 10-19	10+ 20-29	30+	REB	AST	DOUBLE- DOUBLES
	PTS	REB	AST	BENCH PTS						
Alexis Ajinca	-	1	-	5	3	-	-	-	-	-
Solomon Alabi	-	-	-	-	-	-	-	-	-	-
David Andersen	-	-	-	-	-	-	-	-	-	-
Marcus Banks	-	-	-	-	-	-	-	-	-	-
Leandro Barbosa	6	-	3	38	31	10	-	-	-	-
Andrea Bargnani	39	10	1	-	22	32	9	2	-	2
Jerryd Bayless	8	2	13	10	17	8	1	-	2	2
Jose Calderon	2	1	60	4	35	5	-	-	25	12
Ed Davis	3	18	-	9	19	2	-	17	-	13
DeMar DeRozan	17	1	-	-	42	20	6	1	-	1
Joey Dorsey	-	7	-	-	4	-	-	5	-	4
Ronald Dupree	-	-	-	-	-	-	-	-	-	-
Reggie Evans	-	22	-	-	3	-	-	17	-	2
Sundiata Gaines	-	-	-	2	2	-	-	-	-	-
Jarrett Jack	2	-	5	-	7	1	-	-	-	-
Amir Johnson	4	17	-	4	30	4	-	15	-	11
James Johnson	-	1	2	-	10	-	-	1	-	-
Trey Johnson	-	-	1	1	1	-	-	-	-	-
Linus Kleiza	4	7	-	6	15	4	-	4	-	4
Peja Stojakovic	-	-	-	-	1	-	-	-	-	-
Sonny Weems	2	-	3	8	23	4	-	-	-	-
Julian Wright	-	4	-	2	5	-	-	1	-	-

2010-11 STARTING LINEUPS

FORWARD	FORWARD	CENTRE	GUARD	GUARD	RECORD	WIN%
Kleiza	Evans	Bargnani	DeRozan	Jack	1-7	.125
Weems	Evans	Bargnani	DeRozan	Jack	3-1	.750
Weems	Johnson	Bargnani	DeRozan	Jack	0-1	.000
Weems	Evans	Bargnani	DeRozan	Calderon	2-1	.667
Weems	Dorsey	Bargnani	DeRozan	Calderon	0-1	.000
Weems	A. Johnson	Bargnani	DeRozan	Calderon	4-10	.286
Weems	A. Johnson	Bargnani	DeRozan	Bayless	1-2	.333
Weems	A. Johnson	Davis	DeRozan	Bayless	0-1	.000
Kleiza	A. Johnson	Bargnani	DeRozan	Calderon	1-5	.167
Kleiza	A. Johnson	Davis	DeRozan	Calderon	0-1	.000
Kleiza	A. Johnson	Dorsey	DeRozan	Calderon	1-3	.250
Kleiza	A. Johnson	Dorsey	DeRozan	Bayless	1-0	1.000
Kleiza	A. Johnson	Bargnani	DeRozan	Bayless	0-1	.000
Kleiza	Bargnani	Dorsey	DeRozan	Calderon	1-1	1.000
Wright	A. Johnson	Bargnani	DeRozan	Calderon	0-5	.000
Wright	A. Johnson	Bargnani	DeRozan	Bayless	0-1	.000
Weems	Davis	Bargnani	DeRozan	Calderon	0-1	.000
J. Johnson	A. Johnson	Bargnani	DeRozan	Calderon	3-6	.333
J. Johnson	A. Johnson	Davis	DeRozan	Calderon	0-3	.000
J. Johnson	Davis	Bargnani	DeRozan	Calderon	2-3	.400
J. Johnson	A. Johnson	Davis	DeRozan	Bayless	1-1	.500
J. Johnson	A. Johnson	Bargnani	DeRozan	Bayless	0-1	.000
J. Johnson	Evans	Davis	DeRozan	Calderon	0-1	.000
J. Johnson	Evans	Davis	DeRozan	Bayless	1-1	.500
J. Johnson	Dorsey	Davis	DeRozan	Bayless	0-2	.000



RAPTOR FACT: Toronto used 25 different starting lineups last season, which tied for the second-most starting combinations in team history. The Raptors used 28 different starting lineups its inaugural season (1995-96) and 25 lineups in 1997-98. Forward DeMar DeRozan was the only player to start all 82 games last season.

STARTING LINEUPS

DATE	OPP	SCORE	W-L	FORWARD	FORWARD	CENTRE	GUARD	GUARD
Oct. 27	N.Y.	L 98-93	0-1	Kleiza	Evans	Bargnani	DeRozan	Jack
Oct. 29	CLE	W 101-81	1-1	Kleiza	Evans	Bargnani	DeRozan	Jack
Nov. 1	@ SAC	L 111-108	1-2	Kleiza	Evans	Bargnani	DeRozan	Jack
Nov. 3	@ UTAH	L 125-108	1-3	Kleiza	Evans	Bargnani	DeRozan	Jack
Nov. 5	@ LAL	L 108-103	1-4	Kleiza	Evans	Bargnani	DeRozan	Jack
Nov. 6	@ POR	L 97-84	1-5	Kleiza	Evans	Bargnani	DeRozan	Jack
Nov. 8	GS	L 109-102	1-6	Kleiza	Evans	Bargnani	DeRozan	Jack
Nov. 10	CHA	L 101-96	1-7	Kleiza	Evans	Bargnani	DeRozan	Jack
Nov. 12	@ ORL	W 110-106	2-7	Weems	Evans	Bargnani	DeRozan	Jack
Nov. 13	@ MIA	L 109-100	2-8	Weems	A. Johnson	Bargnani	DeRozan	Jack
Nov. 16	@ WAS	L 109-94	2-9	Weems	Evans	Bargnani	DeRozan	Jack
Nov. 17	@ PHI	W 94-86	3-9	Weems	Evans	Bargnani	DeRozan	Jack
Nov. 19	HOU	W 106-96	4-9	Weems	Evans	Bargnani	DeRozan	Jack
Nov. 21	BOS	W 102-101	5-9	Weems	Evans	Bargnani	DeRozan	Calderon
Nov. 24	PHI	W 106-90	6-9	Weems	Evans	Bargnani	DeRozan	Calderon
Nov. 26	@ BOS	L 110-101	6-10	Weems	Evans	Bargnani	DeRozan	Calderon
Nov. 28	ATL	L 96-78	6-11	Weems	Dorsey	Bargnani	DeRozan	Calderon
Dec. 1	WAS	W 127-108	7-11	Weems	A. Johnson	Bargnani	DeRozan	Calderon
Dec. 3	OKC	W 111-99	8-11	Weems	A. Johnson	Bargnani	DeRozan	Calderon
Dec. 5	N.Y.	L 116-99	8-12	Weems	A. Johnson	Bargnani	DeRozan	Calderon
Dec. 6	@ IND	L 124-100	8-13	Weems	A. Johnson	Bargnani	DeRozan	Calderon
Dec. 8	@ N.Y.	L 113-110	8-14	Weems	A. Johnson	Bargnani	DeRozan	Calderon
Dec. 10	DEN	L 123-116	8-15	Weems	A. Johnson	Bargnani	DeRozan	Bayless
Dec. 11	@ DET	W 120-116	9-15	Weems	A. Johnson	Bargnani	DeRozan	Bayless
Dec. 14	@ CHA	L 97-91	9-16	Weems	A. Johnson	Bargnani	DeRozan	Bayless
Dec. 15	CHI	L 110-93	9-17	Weems	A. Johnson	Davis	DeRozan	Bayless
Dec. 17	N.J.	W 98-92	10-17	Kleiza	A. Johnson	Bargnani	DeRozan	Calderon
Dec. 19	LAL	L 120-110	10-18	Kleiza	A. Johnson	Davis	DeRozan	Calderon
Dec. 22	DET	L 115-93	10-19	Kleiza	A. Johnson	Bargnani	DeRozan	Calderon
Dec. 27	@ MEM	L 96-85	10-20	Kleiza	A. Johnson	Dorsey	DeRozan	Calderon
Dec. 28	@ DAL	W 84-76	11-20	Kleiza	A. Johnson	Dorsey	DeRozan	Bayless
Dec. 31	@ HOU	L 114-105	11-21	Kleiza	A. Johnson	Dorsey	DeRozan	Calderon
Jan. 2	BOS	L 93-79	11-22	Kleiza	A. Johnson	Dorsey	DeRozan	Calderon
Jan. 4	@ CHI	L 111-91	11-23	Kleiza	A. Johnson	Bargnani	DeRozan	Bayless
Jan. 5	@ CLE	W 120-105	12-23	Kleiza	A. Johnson	Bargnani	DeRozan	Calderon
Jan. 7	@ BOS	L 122-102	12-24	Kleiza	A. Johnson	Bargnani	DeRozan	Calderon
Jan. 9	SAC	W 118-112	13-24	Kleiza	Bargnani	Dorsey	DeRozan	Calderon
Jan. 12	ATL	L 104-101	13-25	Kleiza	A. Johnson	Bargnani	DeRozan	Calderon
Jan. 14	DET	L 101-95	13-26	Kleiza	A. Johnson	Bargnani	DeRozan	Calderon
Jan. 15	@ WAS	L 98-95	13-27	Kleiza	A. Johnson	Bargnani	DeRozan	Calderon
Jan. 17	@ N.O.	L 85-81	13-28	Wright	A. Johnson	Bargnani	DeRozan	Calderon
Jan. 19	@ S.A.	L 104-95	13-29	Wright	A. Johnson	Bargnani	DeRozan	Calderon
Jan. 21	@ ORL	L 112-72	13-30	Kleiza	Bargnani	Dorsey	DeRozan	Calderon
Jan. 22	@ MIA	L 120-103	13-31	Wright	A. Johnson	Bargnani	DeRozan	Calderon
Jan. 24	MEM	L 110-98	13-32	Wright	A. Johnson	Bargnani	DeRozan	Bayless
Jan. 26	PHI	L 107-94	13-33	Wright	A. Johnson	Bargnani	DeRozan	Calderon
Jan. 28	MIL	L 116-110 (OT)	13-34	Wright	A. Johnson	Bargnani	DeRozan	Calderon
Jan. 29	@ MIN	L 103-87	13-35	Weems	A. Johnson	Bargnani	DeRozan	Calderon
Jan. 31	@ IND	L 104-93	13-36	Weems	A. Johnson	Bargnani	DeRozan	Calderon
Feb. 2	@ ATL	L 100-87	13-37	Weems	A. Johnson	Bargnani	DeRozan	Calderon
Feb. 4	MIN	W 111-100	14-37	Weems	A. Johnson	Bargnani	DeRozan	Calderon
Feb. 8	@ MIL	L 92-74	14-38	Weems	A. Johnson	Bargnani	DeRozan	Calderon
Feb. 9	S.A.	L 111-100	14-39	Weems	A. Johnson	Bargnani	DeRozan	Calderon
Feb. 11	POR	L 102-96	14-40	Weems	Davis	Bargnani	DeRozan	Calderon
Feb. 13	LAC	W 98-93	15-40	Weems	A. Johnson	Bargnani	DeRozan	Calderon
Feb. 16	MIA	L 103-95	15-41	Weems	A. Johnson	Bargnani	DeRozan	Calderon
Feb. 22	@ CHA	L 114-101	15-42	Weems	A. Johnson	Bargnani	DeRozan	Calderon
Feb. 23	CHI	W 118-113	16-42	J. Johnson	A. Johnson	Bargnani	DeRozan	Calderon
Feb. 25	PHX	L 110-92	16-43	J. Johnson	A. Johnson	Bargnani	DeRozan	Calderon
Feb. 27	DAL	L 114-96	16-44	J. Johnson	A. Johnson	Davis	DeRozan	Calderon
Mar. 1	N.O.	W 96-90	17-44	J. Johnson	A. Johnson	Bargnani	DeRozan	Calderon
Mar. 4	@ N.J.	L 116-103	17-45	J. Johnson	A. Johnson	Bargnani	DeRozan	Calderon
Mar. 5	@ N.J.	L 137-136 (3OT)	17-46	J. Johnson	A. Johnson	Bargnani	DeRozan	Calderon
Mar. 9	UTAH	L 96-94	17-47	J. Johnson	A. Johnson	Davis	DeRozan	Calderon
Mar. 11	IND	W 108-98	18-47	J. Johnson	Davis	Bargnani	DeRozan	Calderon
Mar. 13	CHA	L 95-90	18-48	J. Johnson	Davis	Bargnani	DeRozan	Calderon
Mar. 16	DET	L 107-93	18-49	J. Johnson	Davis	Bargnani	DeRozan	Calderon
Mar. 18	WAS	W 116-107	19-49	J. Johnson	A. Johnson	Bargnani	DeRozan	Calderon
Mar. 20	@ OKC	W 95-93	20-49	J. Johnson	A. Johnson	Bargnani	DeRozan	Calderon
Mar. 21	@ DEN	L 123-90	20-50	J. Johnson	A. Johnson	Bargnani	DeRozan	Calderon
Mar. 23	@ PHX	L 114-106	20-51	J. Johnson	A. Johnson	Bargnani	DeRozan	Calderon
Mar. 25	@ G.S.	L 138-100	20-52	J. Johnson	Davis	Bargnani	DeRozan	Calderon
Mar. 26	@ LAC	L 94-90	20-53	J. Johnson	A. Johnson	Davis	DeRozan	Calderon
Mar. 30	MIL	L 104-98	20-54	J. Johnson	A. Johnson	Bargnani	DeRozan	Calderon
Apr. 2	@ CHI	L 113-106	20-55	J. Johnson	A. Johnson	Davis	DeRozan	Bayless
Apr. 3	ORL	W 102-98	21-55	J. Johnson	A. Johnson	Davis	DeRozan	Bayless
Apr. 5	@ N.Y.	L 131-118	21-56	J. Johnson	A. Johnson	Bargnani	DeRozan	Bayless
Apr. 6	CLE	L 104-96	21-57	J. Johnson	Evans	Davis	DeRozan	Calderon
Apr. 8	@ PHI	L 98-93	21-58	J. Johnson	Evans	Davis	DeRozan	Bayless
Apr. 10	N.J.	W 99-92	22-58	J. Johnson	Evans	Davis	DeRozan	Bayless
Apr. 11	@ MIL	L 93-86	22-59	J. Johnson	Dorsey	Davis	DeRozan	Bayless
Apr. 13	MIA	L 97-79	22-60	J. Johnson	Dorsey	Davis	DeRozan	Bayless

PLAYER SEASON HIGHS

PLAYER	MINUTES	FIELD GOALS	FREE THROWS	- REBOUNDS -			ASSISTS	STEALS	TURNOVERS	BLOCKS	POINTS
				OFFENSIVE	DEFENSIVE	TOTAL					
ALEXIS AJINCA Dal-Tor.	24C MAR. 25 at G.S.	4 (5) APR. 10 vs N.J.	5C APR. 13 vs Mia.	3C(2) FEB. 27 vs Dal.	8C(2) MAR. 25 at G.S.	9C MAR. 21 at Den.	3C MAR. 25 at G.S.	2T APR. 11 at Mil.	3T MAR. 21 at Den.	2C(4) APR. 6 vs Cle.	11 MAR. 21 at Den.
ALEXIS AJINCA Tor.	24C MAR. 25 at G.S.	4 (5) APR. 10 vs N.J.	5C APR. 13 vs Mia.	3T FEB. 27 vs Dal.	8C(2) MAR. 25 at G.S.	9C MAR. 21 at Den.	3C MAR. 25 at G.S.	2T APR. 11 at Mil.	3T MAR. 21 at Den.	2T(3) APR. 6 vs Cle.	11 MAR. 21 at Den.
SOLOMON ALABI	13C APR. 13 vs Mia.	1C(3) APR. 11 at Mil.	0C JAN. 21	2C(2) APR. 11 at Orl.	2C(2) APR. 11 at Mil.	3C JAN. 21 at Mil.	1C(2) JAN. 29 at Orl.	2C APR. 13 at Min.	1C(3) APR. 13 vs Mia.	2C APR. 11 vs Mia.	2C(3) at Mil.
DAVID ANDERSEN	16 (2) NOV. 16 at Was.	4 NOV. 19 vs Hou.	2 (3) NOV. 8 vs G.S.	2 (2) NOV. 13 at Mia.	4 (2) NOV. 17 at Phil.	5 (3) NOV. 13 at Mia.	3T NOV. 6 at Por.	1 (3) NOV. 16 at Was.	3T NOV. 16 at Was.	1T(3) NOV. 19 vs Hou.	9 NOV. 19 vs Hou.
MARCUS BANKS	16 NOV. 16 at Was.	0	4 NOV. 6 at Por.	0	1 OCT. 29 vs Cle.	1 OCT. 29 vs Cle.	2 NOV. 16 at Was.	1 OCT. 29 vs Cle.	2 NOV. 16 at Was.	0	4 NOV. 6
LEANDRO BARBOSA	34 DEC. 31 at Hou.	12 MAR. 11 vs Ind.	6 DEC. 3 vs OKC.	2 (2) DEC. 6 at Ind.	4 (2) JAN. 9 vs Sac.	6 DEC. 6 at Ind.	7 (2) JAN. 7 at Bos.	3 (4) JAN. 12 vs Atl.	5 JAN. 2 vs Bos.	1 (6) MAR. 1 vs N.O.	29 MAR. 11 vs Ind.
ANDREA BARGNANI	52C MAR. 5 at N.J.	16C DEC. 8 at N.Y.	15C NOV. 18 vs Was.	6C JAN. 14 vs Det.	10 MAR. 5 at N.J.	12 (2) MAR. 5 at N.J.	6 DEC. 8 at N.Y.	3 DEC. 10 vs Den.	5T(5) FEB. 11 vs Por.	3 (3) JAN. 29 at Min.	41C DEC. 8 at N.Y.
JERRYD BAYLESS N.O.-Tor.	43C APR. 11 at Mil.	10T(2) APR. 6 vs Cle.	11T FEB. 22 at Cha.	2T(3) APR. 10 vs N.J.	7C JAN. 24 vs Mem.	8C JAN. 24 vs Mem.	11C JAN. 24 vs Mem.	4C APR. 11 at Mil.	6C APR. 11 at Mil.	1T(5) APR. 13 vs Mia.	31T DEC. 11 at Det.
JERRYD BAYLESS Tor.	43C APR. 11 at Mil.	10T(2) APR. 6 vs Cle.	11T FEB. 22 at Cha.	2T(3) APR. 10 vs N.J.	7C JAN. 24 vs Mem.	8C JAN. 24 vs Mem.	11C JAN. 24 vs Mem.	4C APR. 11 at Mil.	6C APR. 11 at Mil.	1T(4) APR. 13 vs Mia.	31T DEC. 11 at Det.
JOSE CALDERON	42 JAN. 22 at Mia.	10 JAN. 15 at Was.	7 MAR. 26 at LA-C	3T NOV. 26 at Bos.	8C JAN. 15 at Was.	9T(2) JAN. 29 at Min.	19T FEB. 4 vs Min.	4T NOV. 26 at Bos.	8C DEC. 22 vs Det.	1 (7) APR. 6 vs Cle.	22 MAR. 1 vs N.O.
ED DAVIS	40C(3) APR. 11 at Mil.	10C APR. 5 at N.Y.	8C MAR. 25 at G.S.	7C(4) APR. 5 at N.Y.	10C FEB. 16 vs Mia.	15C MAR. 5 at N.J.	3C(2) MAR. 26 at LA-C	3C(3) MAR. 13 vs Cha.	4C APR. 13 vs Mia.	5C JAN. 24 vs Mem.	22C APR. 5 at N.Y.
DEMAR DEROZAN	54C MAR. 5 at N.J.	13C(3) APR. 5 at N.Y.	13C DEC. 31 at Hou.	4T MAR. 9 vs Utah	9T APR. 5 at N.Y.	10C APR. 5 at N.Y.	5C(2) MAR. 5 at N.J.	4C(2) JAN. 28 vs Mil.	5C(4) JAN. 19 at S.A.	2T(5) JAN. 31 at Ind.	37C DEC. 31 at Hou.
JOEY DORSEY	37C JAN. 2 vs Bos.	5C(3) JAN. 2 vs Bos.	4C APR. 11 at Mil.	10C APR. 11 at Mil.	10C APR. 11 at Mil.	20C APR. 11 at Mil.	3C DEC. 27 at Mem.	4C APR. 13 vs Mia.	4C(2) DEC. 31 at Hou.	3C DEC. 31 at Hou.	13C JAN. 2 vs Bos.
RONALD DUPREE	11 JAN. 4 at Chi.	1 JAN. 4 at Chi.	0	0	3 JAN. 4 at Chi.	3 JAN. 4 at Chi.	1 JAN. 4 at Chi.	0	0	0	2 JAN. 4 at Chi.
REGGIE EVANS	35 (2) APR. 10 vs N.J.	6 APR. 6 vs Cle.	5 (2) MAR. 20 at OKC.	10C NOV. 1 at Sac.	17 NOV. 24 vs Phi.	22C NOV. 24 vs Phi.	4T NOV. 16 at Was.	3 NOV. 16 at Was.	3 (3) APR. 3 vs Orl.	1 (6) APR. 3 vs Orl.	15 APR. 6 vs Cle.
SUNDIATA GAINES	24T JAN. 17 at N.O.	4 (2) JAN. 21 at Orl.	2 JAN. 19 at S.A.	1 (2) JAN. 24 vs Mem.	2 (2) JAN. 24 vs Mem.	3 JAN. 24 vs Mem.	6 JAN. 17 at N.O.	2 JAN. 15 at Was.	2 (2) JAN. 19 at S.A.	1C JAN. 17 at N.O.	10 (2) JAN. 21 at Orl.
JARRETT JACK	38 NOV. 8 vs G.S.	7 (2) NOV. 8 vs G.S.	9 NOV. 8 vs G.S.	2 OCT. 27 vs N.Y.	5 (2) NOV. 12 at Orl.	5 (3) NOV. 13 at Mia.	8 (2) NOV. 19 vs Hou.	3 (2) NOV. 8 vs G.S.	6 NOV. 10 vs Cha.	0	24 NOV. 8
AMIR JOHNSON	42C DEC. 28 at Dal.	10T(2) FEB. 27 vs Dal.	9C NOV. 21 vs Bos.	9C NOV. 5 at LA-L	9T(2) FEB. 2 at Atl.	16C DEC. 5 vs N.Y.	6C FEB. 4 vs Minn.	3T(3) FEB. 4 vs Min.	6C NOV. 6 at Port.	7T MAR. 1 vs N.O.	24 JAN. 28 vs Mil.
TREY JOHNSON	22C JAN. 29 at Min.	3C FEB. 4 vs Min.	4T FEB. 4 vs Min.	1C(2) FEB. 8 at Mil.	3C FEB. 4 vs Min.	3C FEB. 4 vs Min.	6C JAN. 29 at Min.	1C JAN. 29 at Min.	2C(2) FEB. 4 vs Min.	1C FEB. 4 vs Min.	10C FEB. 4 vs Min.
JAMES JOHNSON Chi-Tor.	42 APR. 13 vs Mia.	7 APR. 10 vs N.J.	5 FEB. 23 vs Chi.	4C MAR. 30 vs Mil.	7 (2) FEB. 27 vs Dal.	10C MAR. 30 vs Mil.	7C FEB. 27 vs Dal.	3T(2) APR. 10 vs N.J.	5T APR. 10 vs N.J.	3 (3) MAR. 18 vs Was.	18 APR. 10 vs N.J.
JAMES JOHNSON Tor.	42 APR. 13 vs Mia.	7 APR. 10 vs N.J.	5 FEB. 23 vs Chi.	4C MAR. 30 vs Mil.	7 (2) FEB. 27 vs Dal.	10C MAR. 30 vs Mil.	7C FEB. 27 vs Dal.	3T(2) APR. 10 vs N.J.	5T APR. 10 vs N.J.	3 (2) MAR. 18 vs Was.	18 APR. 10 vs N.J.

PLAYER SEASON HIGHS

PLAYER	MINUTES	FIELD GOALS	FREE THROWS	- REBOUNDS -			ASSISTS	STEALS	TURNOVERS	BLOCKS	POINTS
				OFFENSIVE	DEFENSIVE	TOTAL					
LINAS KLEIZA	45C DEC. 17 vs N.J.	11 (2) DEC. 19 vs LA-L	4 DEC. 22 vs Det.	5 DEC. 10 vs Den.	11C DEC. 17 vs N.J.	12C(3) DEC. 31 at Hou.	4T(2) DEC. 17 vs N.J.	3T NOV. 5 at LA-L	5T DEC. 27 at Mem.	1 (7) JAN. 9 vs Sac.	26 (2) DEC. 19 vs LA-L
PEJA STOJAKOVIC	16 NOV. 26 at Bos.	5 NOV. 26 at Bos.	2 NOV. 24 vs Phil.	0	2 NOV. 26 at Bos.	2 NOV. 26 at Bos.	1 NOV. 26 at Bos.	0	2 NOV. 26 at Bos.	0	13 NOV. 26 at Bos.
SONNY WEEMS	43C JAN. 28 vs Mil.	10C(2) DEC. 10 vs Den.	9C NOV. 3 at Utah	2 (9) MAR. 25 at G.S.	6 FEB. 2 at Atl.	7 DEC. 10 vs Den.	6C JAN. 28 vs Mil.	3T DEC. 14 at Cha.	5C(2) JAN. 31 at Ind.	1 (2) MAR. 20 at OKC.	25C NOV. 17 at Phil.
JULIAN WRIGHT	41C JAN. 24 vs Mem.	7 JAN. 5 at Cle.	5 NOV. 6 at Port.	5 (2) JAN. 21 at Orl.	6 JAN. 24 vs Mem.	10 JAN. 21 at Orl.	5C JAN. 5 at Cle.	4 (3) JAN. 31 at Ind.	3T(2) JAN. 26 vs Phil.	2 (3) JAN. 24 vs Mem.	15 JAN. 5 at Cle.
RAPTORS High Games	315 MAR. 5 at N.J.	51 DEC. 1 vs Was.	33 (2) MAR. 18 vs Was.	20 DEC. 14 at Cha.	38 (3) MAR. 5 at N.J.	54 MAR. 5 at N.J.	35 (2) FEB. 4 vs Min.	13 (2) MAR. 26 at LA-C	25 DEC. 27 at Mem.	11 (2) MAR. 1 vs N.O.	136 MAR. 5 at N.J.
RAPTORS Low Games	240 (80) APR. 13 vs Mia.	28 (2) APR. 13 vs Mia.	5 DEC. 27 atMem.	2 DEC. 22 vs Det.	20 JAN. 7 at Bos.	31 (3) FEB. 25 vs Pho.	11 (2) APR. 5 at N.Y.	3 (6) APR. 2 at Chi.	6 MAR. 4 at N.J.	0 (2) DEC. 19 vs LA-L	72 JAN. 21 at Orl.
OPPONENTS High Games -----	315 MAR. 5 at N.J.	51 MAR. 25 at G.S.	34 FEB. 22 at Cha.	20 (2) MAR. 5 at N.J.	46 JAN. 29 at Minn.	62 MAR. 5 at N.J.	34 MAR. 5 at N.J.	15 DEC. 27 at Mem.	25 JAN. 31 at Ind.	14 MAR. 5 at N.J.	138 MAR. 25 at G.S.
OPPONENTS Low Games -----	240 (80) APR. 13 vs Mia.	30 MAR. 20 at OKC.	6 FEB. 2 at Atl.	2 JAN. 2 vs Bos.	15 APR. 10 vs N.J.	30 (4) APR. 8 at Phil.	12 OCT. 27 vs N.Y.	3 (3) MAR. 4 at N.J.	6 FEB. 27 vs Dall.	0 MAR. 20 at OKC.	76 DEC. 28 at Dall.

C-Career-High



RAPTOR FACT: Centre Andrea Bargnani scored a career-high 41 points December 5, 2010 at New York. He joined Vince Carter, Chris Bosh, Charlie Villanueva, Acie Earl and Tracy Murray as the only players in franchise history to score 40 or more points in a regular season game.

RAPTORS HIGHS-LOWS

RAPTORS TEAM HIGHS

CATEGORY	NO.	OPPONENT	DATE
Points, Game	136	at New Jersey (30T)	March 5, 2011
	127	vs. Washington	December 1, 2010
Points, Half	74 (2nd+30T)	at New Jersey (30T)	March 5, 2011
	72 (1st)	vs. Washington	December 1, 2010
Points, Quarter	48 (4th+30T)	at New Jersey (30T)	March 5, 2011
	40 (2nd)	at Cleveland	January 5, 2011
Points, Overtime	26 (30T)	at New Jersey (30T)	March 5, 2011
Margin of Victory	+20	vs. Cleveland	October 29, 2010
Largest Lead	+27	vs. Washington	December 1, 2010
Field Goals	51	vs. Washington	December 1, 2010
Field Goals Attempted	111	at New Jersey (30T)	March 5, 2011
	101	at Minnesota	January 29, 2011
Field Goal Pct.	.529	at Detroit (44-of-70)	December 11, 2010
3-Point FGM	10	2X - last: at New Jersey (30T)	March 5, 2011
3-Point FGA	26	at Charlotte	December 14, 2010
3-Point FG Pct.	.643	at Detroit (9-of-14)	December 11, 2010
FTM	33	2X - last: vs. Washington	March 18, 2011
FTA	42	at Utah	November 3, 2010
FT Pct.	.944	vs. Cleveland (17-of-18)	October 29, 2010
Rebounds	54	at New Jersey (30T)	March 5, 2011
	53	at Houston	December 31, 2010
Offensive Rebounds	20	at Charlotte	December 14, 2010
Defensive Rebounds	38	3X - last: at New Jersey (30T)	March 5, 2011
Rebound Difference	+22	vs. Washington (52-to-30)	December 1, 2010
Assists	35	2X - last: vs. Minnesota	February 4, 2011
Assist Difference	+17	vs. Minnesota (35-to-18)	February 4, 2011
Steals	13	2X - last: at L.A. Clippers	March 26, 2011
Blocks	11	2X - last: vs. New Orleans	March 1, 2011
Personal Fouls	32	2X - last: at New Jersey (30T)	March 5, 2011
Turnovers	25	at Memphis	December 27, 2010
Turnover Difference	+9	2X - last: at Indiana (16-to-25)	January 31, 2011

RAPTORS TEAM LOWS

CATEGORY	NO.	OPPONENT	DATE
Points, Game	72	at Orlando	January 21, 2011
Points, Half	28 (2nd)	vs. Miami	April 13, 2011
Points, Quarter	10 (4th)	vs. Miami	April 13, 2011
Points, Overtime	6	vs. Milwaukee	January 28, 2011
Margin of Defeat	-40	at Orlando	January 21, 2011
Largest Deficit	-47	at Golden State	March 25, 2011
Field Goals	28	2X - last: vs. Miami	April 13, 2011
Field Goals Attempted	64	vs. Miami	April 13, 2011
Field Goal Pct.	.337	at Minnesota (34-of-101)	January 29, 2011
3-Point FGM	0	3X - last vs. Chicago	February 23, 2011
3-Point FGA	5	2X - last vs. Chicago	February 23, 2011
3-Point FG Pct.	.000	3X - last: vs. Chicago (0-of-5)	February 23, 2011
FTM	5	at Memphis	December 27, 2010
FTA	12	3X - last: at Phoenix	March 23, 2011
FT Pct.	.357	at Memphis (5-of-14)	December 27, 2010
Rebounds	31	3X - last: vs. Phoenix	February 25, 2011
Offensive Rebounds	2	vs. Detroit	December 22, 2010
Defensive Rebounds	20	at Boston	January 7, 2011
Rebound Difference	-18	at Indiana (38-to-56)	January 31, 2011
Assists	11	2X - last: at New York	April 5, 2011
Assist Difference	-20	at New York (11-to-31)	April 5, 2011
Steals	3	6X - last: at Chicago	April 2, 2011
Blocks	0	2X - last: vs. L.A. Lakers	December 19, 2010
Personal Fouls	14	2X - last: at Atlanta	February 2, 2011
Turnovers	6	at New Jersey	March 4, 2011
Turnover Difference	-16	vs. Detroit (24-to-8)	December 22, 2010

OPPONENT TEAM HIGHS

CATEGORY	NO.	OPPONENT	DATE
Points, Game	138	at Golden State	March 25, 2011
Points, Half	84 (1st)	at Golden State	March 25, 2011
Points, Quarter	49 (4th+30T)	at New Jersey (30T)	March 5, 2011
	45 (1st)	at Golden State	March 25, 2011
Points, Overtime	27 (30T)	at New Jersey (30T)	March 5, 2011
Margin of Victory	+40	at Orlando	January 21, 2011
Largest Lead	+47	at Golden State	March 25, 2011
Field Goals	51	at Golden State	March 25, 2011
Field Goals Attempted	105	at New Jersey (30T)	March 5, 2011
	93	2X - last: vs. Dallas	February 27, 2011
Field Goal Pct.	.614	at Golden State (51-of-83)	March 25, 2011
3-Point FGM	16	at Miami	January 22, 2011
3-Point FGA	30	2X - last vs. Minnesota	February 4, 2011
3-Point FG Pct.	.615	at Miami (16-of-26)	January 22, 2011
FTM	34	at Charlotte	February 22, 2011
FTA	42	at Charlotte	February 22, 2011
FT Pct.	.929	at Chicago (26-of-28)	April 2, 2011
Rebounds	62	at New Jersey (30T)	March 5, 2011
	60	at Orlando	January 21, 2011
Offensive Rebounds	20	2X - last: at New Jersey (30T)	March 5, 2011
Defensive Rebounds	46	at Minnesota	January 29, 2011
Rebound Difference	+18	at Indiana (56-to-38)	January 31, 2011
Assists	34	at New Jersey (30T)	March 5, 2011
	33	4X - last: at Golden State	March 25, 2011
Assist Difference	+20	at New York (31-to-11)	April 5, 2011
Steals	15	at Memphis	December 27, 2010
Blocks	14	at New Jersey (30T)	March 5, 2011
	13	2X - last: at Charlotte	December 14, 2010
Personal Fouls	30	at New Jersey (30T)	March 5, 2011
	28	4X - last: vs. Washington	March 18, 2011
Turnovers	25	at Indiana	January 31, 2011
Turnover Difference	+16	vs. Detroit (8-to-24)	December 22, 2010

OPPONENT TEAM LOWS

CATEGORY	NO.	OPPONENT	DATE
Points, Game	76	at Dallas	December 28, 2010
Points, Half	33 (1st)	vs. Philadelphia	November 24, 2010
Points, Quarter	13 (1st)	at Dallas	December 28, 2010
Points, Overtime	12	vs. Milwaukee	January 28, 2011
Margin of Defeat	-20	vs. Cleveland	October 29, 2010
Largest Deficit	-27	vs. Washington	December 1, 2010
Field Goals	30	at Oklahoma City	March 20, 2011
Field Goals Attempted	67	at Cleveland	January 5, 2011
Field Goal Pct.	.368	at Philadelphia (32-of-87)	November 17, 2010
3-Point FGM	1	3X - last at L.A. Clippers	March 26, 2011
3-Point FGA	6	at Charlotte	December 14, 2010
3-Point FG Pct.	.111	at L.A. Clippers (1-of-9)	March 26, 2011
FTM	6	at Atlanta	February 2, 2011
FTA	9	at Atlanta	February 2, 2011
FT Pct.	.552	at Orlando (16-of-29)	November 12, 2010
Rebounds	30	4X - last: at Philadelphia	April 8, 2011
Offensive Rebounds	2	vs. Boston	January 2, 2011
Defensive Rebounds	15	vs. New Jersey	April 10, 2011
Rebound Difference	-22	vs. Washington (30-to-52)	December 1, 2010
Assists	12	vs. New York	October 27, 2010
Assist Difference	-17	vs. Minnesota (18-to-35)	February 4, 2011
Steals	3	3X - last: at New Jersey	March 4, 2010
Blocks	0	at Oklahoma City	March 20, 2011
Personal Fouls	10	at Phoenix	March 23, 2011
Turnovers	6	vs. Dallas	February 27, 2011
Turnover Difference	-9	2X - last at Indiana (25-to-16)	January 31, 2011

INDIVIDUAL HIGHS

TORONTO INDIVIDUAL HIGHS

CATEGORY	NO.	NAME	OPPONENT	DATE	
Points, Game	41	Andrea Bargnani	at New York	December 8, 2010	
	38	Andrea Bargnani	vs. Miami	February 16, 2011	
	37	DeMar DeRozan	at Houston	December 31, 2010	
	36	DeMar DeRozan	at New York	April 5, 2011	
	35	Andrea Bargnani	at New Nersey (30T)	March 5, 2011	
Points, Half	29 (2nd)	DeMar DeRozan	at Houston	December 31, 2010	
Points, Quarter	19 (3rd)	DeMar DeRozan	vs. L.A. Lakers	December 19, 2010	
Field Goals	16	Andrea Bargnani	at New York	December 8, 2010	
Field Goals Attempted	28	Andrea Bargnani	at New Jersey (30T)	March 5, 2011	
	27	DeMar DeRozan	at New York	April 5, 2011	
	27	Andrea Bargnani	vs. Memphis	January 24, 2011	
3-Point FGM	5	Andrea Bargnani	vs. Miami	February 16, 2011	
	5	Jerryd Bayless	vs. New York	December 5, 2010	
3-Point FGA	10	Linas Kleiza	vs. L.A. Lakers	December 19, 2010	
FTM	15	Andrea Bargnani	vs. Washington	March 18, 2011	
FTA	18	Andrea Bargnani	vs. Washington	March 18, 2011	
Rebounds	22	Reggie Evans	vs. Philadelphia	November 24, 2010	
Offensive Rebounds	10	Joey Dorsey	at Milwaukee	April 11, 2011	
	10	Reggie Evans	at Sacramento	November 1, 2010	
Defensive Rebounds	17	Reggie Evans	vs. Philadelphia	November 24, 2010	
Assists	19	Jose Calderon	vs. Minnesota	February 4, 2011	
Steals	4	Joey Dorsey	vs. Miami	April 13, 2011	
	4	Jerryd Bayless	at Milwaukee	April 11, 2011	
	4	Julian Wright	at Indiana	January 31, 2011	
	4	DeMar DeRozan	vs. Milwaukee (OT)	January 28, 2011	
	4	Julian Wright	vs. Philadelphia	January 26, 2011	
	4	DeMar DeRozan	at San Antonio	January 19, 2011	
	4	Julian Wright	at Detroit	December 11, 2010	
	4	Jose Calderon	at Boston	November 26, 2010	
	Blocked Shots	7	Amir Johnson	vs. New Orleans	March 1, 2011
	Turnovers	8	Jose Calderon	vs. Detroit	December 22, 2010

OPPONENT INDIVIDUAL HIGHS

CATEGORY	NO.	NAME	OPPONENT	DATE
Points, Game	38	LeBron James	at Miami	January 22, 2011
	37	LaMarcus Aldridge	vs. Portland	February 11, 2011
	37	Joe Johnson	at Atlanta	February 2, 2011
Points, Half	26 (2nd)	Derrick Rose	vs. Chicago	February 23, 2011
	26 (2nd)	Amar'e Stoudemire	at New York	December 8, 2010
Points, Quarter	22 (2nd)	Mike Miller	at Miami	January 22, 2011
Field Goals	17	Al Jefferson	vs. Utah	March 9, 2011
Field Goals Attempted	29	LeBron James	at Miami	January 22, 2011
3-Point FGM	8	Mickaël Pietrus	at Orlando	November 12, 2010
3-Point FGA	13	Eddie House	vs. Miami	April 13, 2011
	14	Derrick Rose	vs. Chicago	February 23, 2011
FTM	14	Gerald Wallace	at Charlotte	February 22, 2011
	14	Manu Ginobili	at San Antonio	January 19, 2011
	17	Dwight Howard	at Orlando	November 12, 2010
Rebounds	19	Jamaal Magloire	vs. Miami	April 13, 2011
	19	Dwight Howard	at Orlando	January 21, 2011
Offensive Rebounds	12	Emeka Okafor	at New Orleans	January 17, 2011
Defensive Rebounds	14	Jamaal Magloire	vs. Miami	April 13, 2011
	18	Deron Williams	at New Jersey (30T)	March 5, 2011
Assists	14	Rodney Stuckey	at Detroit	March 16, 2011
	14	Rajon Rondo	at Boston	November 26, 2010
	14	Deron Williams	at Utah	November 3, 2010
	6	Vince Carter	vs. Phoenix	February 25, 2011
	6	Tony Allen	at Memphis	December 27, 2010
Blocked Shots	6	Thabo Sefolosha	vs. Oklahoma City	December 3, 2010
	8	Brook Lopez	at New Jersey (30T)	March 5, 2011
Turnovers	6	JaVale McGee	at Washington	January 15, 2011
	9	Amar'e Stoudemire	vs. New York	October 27, 2010





Chicago BULLS
1991-92

Chicago BULLS
1992-93

Houston ROCKETS
1993-94

Detroit PISTONS
1989-90

Detroit PISTONS
1989-90

Boston CELTICS
1985-86

Los Angeles LAKERS
1985-86

Los Angeles LAKERS
1986-87

50



MINNESOTA
LAKERS
1949-50

MINNESOTA
LAKERS
1953-53

MINNESOTA
WARRIORS
1955-56

BOSTON
CELTICS
1956-57

BOSTON
CELTICS
1958-59

BOSTON
CELTICS
1960-61

BOSTON
CELTICS
1962-63

BOSTON
CELTICS
1964-65

MINNESOTA
WARRIORS
1946-47

MINNESOTA
BULLETS
1947-48

MINNESOTA
LAKERS
1948-49

MINNESOTA
ROYALS
1950-51

MINNESOTA
LAKERS
1951-52

MINNESOTA
LAKERS
1953-54

MINNESOTA
LAKERS
1954-55

MINNESOTA
LAKERS
1955-56

MINNESOTA
LAKERS
1956-57

MINNESOTA
LAKERS
1957-58

MINNESOTA
LAKERS
1958-59

MINNESOTA
LAKERS
1959-60

MINNESOTA
LAKERS
1960-61

MINNESOTA
LAKERS
1961-62

MINNESOTA
LAKERS
1962-63

MINNESOTA
LAKERS
1963-64

MINNESOTA
LAKERS
1964-65

MINNESOTA
LAKERS
1965-66

Scoreboard showing game time 3:01, score 20, and player PLYFFT.

Scoreboard showing game time 3:01, score 20, and player PLYFFT.

2011




2012

RAPTORS

FRANCHISE HISTORY

2009-10 REVIEW



FRONT ROW (L-R): Rory Mullin, Bob Peterson, Masi Ujiri, Marc Eversley, Maurizio Gherardini, Wayne Embry, Bryan Colangelo, Jay Triano, Alex English, Marc Iavaroni, Micah Mori, Alvin Williams, Eric Hughes, Scott McCullough, Willis Richardson. **BACK ROW (L-R):** Paul Elliott, Jarrett Jack, Antoine Wright, Marco Belinelli, Hedo Turkoglu, Patrick O'Bryant, Andrea Bargnani, Chris Bosh, Rasho Nesterovic, Amir Johnson, Reggie Evans, Sonny Weems, DeMar DeRozan, Jose Calderon, Marcus Banks, Kevin DiPietro, Francesco Cuzzolin.

2009-10 SEASON NOTES:


- Toronto set a franchise record by scoring 8,534 total points and averaging 104.1 points per game (first among Eastern Conference teams). The Raptors also set a franchise record with a .483 field goal shooting percentage.
- Forward Chris Bosh became the team's all-time leading scorer January 3, 2010 vs. San Antonio passing Vince Carter's mark of 9,420 points. Bosh would finish the season with 10,275 career points.
- Forward Chris Bosh was named NBA Player of the Week twice - January 25-31 and March 29-April 4.
- Guard DeMar DeRozan finished second at the Sprite Slam Dunk during All-Star Saturday Night. DeRozan earned a spot in the Sprite Slam Dunk by defeating L.A. Clippers guard Eric Gordon in the NBA Dunk-In during halftime of the T-Mobile Rookie Challenge.
- Forward Chris Bosh was named the Eastern Conference All-Star team for the fifth time in his career, tying him with Vince Carter for the most All-Star selections in team history.
- Toronto defeated the reigning NBA Champion Los Angeles Lakers 106-105 on January 24, 2010 at Air Canada Centre.
- The Raptors posted a 22-12 record between December 1 and February 15.

PLAYER	G			FIELD GOALS			3-POINT FG			FREE THROWS			REBOUNDS			AST	PF	DQ	STL	TO	BLK	PTS	AVG
	G	GS	MIN	FG	FGA	PCT	FG	FGA	PCT	FT	FTA	PCT	OFF	DEF	TOT								
Bosh	70	70	2526	600	1158	.518	8	22	.364	470	590	.797	205	554	759	166	170	1	43	169	68	1678	24.0
Bargnani	80	80	2799	537	1143	.470	121	325	.372	181	234	.774	105	388	493	93	215	3	25	120	111	1376	17.2
Jack	82	43	2243	323	671	.481	82	199	.412	203	241	.842	30	192	222	413	151	0	60	163	6	931	11.4
Turkoglu	74	69	2272	276	674	.409	108	289	.374	175	226	.774	42	301	343	304	220	3	55	125	32	835	11.3
Calderon	68	39	1817	274	568	.482	68	171	.398	83	104	.798	23	119	142	404	135	1	47	99	7	699	10.3
DeRozan	77	65	1664	255	512	.498	4	16	.250	148	194	.763	66	157	223	53	176	0	43	62	18	662	8.6
Weems	69	19	1368	236	458	.515	2	15	.133	44	64	.688	42	150	192	101	126	1	39	65	25	518	7.5
Belinelli	66	1	1121	154	379	.406	60	158	.380	101	121	.835	14	81	95	89	80	1	42	60	5	469	7.1
Wright	67	10	1392	162	399	.406	58	173	.335	53	77	.688	38	152	190	71	134	0	30	58	11	435	6.5
Johnson	82	5	1453	208	334	.623	0	4	.000	95	149	.638	154	241	395	48	255	1	44	63	66	511	6.2
Banks	22	0	244	39	73	.534	7	24	.292	24	29	.828	3	20	23	26	30	0	12	20	2	109	5.0
Nesterovic	42	8	413	81	149	.544	0	0	-	1	5	.200	37	52	89	25	54	0	10	16	17	163	3.9
Banks	28	1	311	34	69	.493	0	0	-	27	60	.450	30	75	105	8	44	0	14	22	4	95	3.4
Evans	20	0	120	13	33	.394	0	0	-	13	24	.542	16	19	35	3	20	0	4	10	9	39	2.0
Mensah-Bonsu (TOT)	16	0	107	12	29	.414	0	0	-	10	18	.556	15	16	31	2	17	0	3	10	8	34	2.1
O'Bryant	11	0	51	8	15	.533	0	1	.000	3	6	.500	2	9	11	1	12	0	2	5	4	19	1.7
RAPTORS	82	-	19780	3199	6631	.482	518	1397	.371	1618	2118	.764	806	2507	3313	1804	1819	11	469	1100	384	8534	104.1
OPPONENTS	82	-	19780	3194	6824	.468	609	1665	.366	1683	2146	.784	933	2453	3386	1889	1730	12	580	1040	360	8680	105.9

PLAYER	SINGLE-GAME HIGHS					AVERAGE PER GAME					CAREER HIGHS (G-SET, T-TIED)										
	MIN	REB	AST	STL	PTS	MIN	REB	AST	STL	PTS	FG	FGA	FT	FTA	REB	AST	PTS				
Bosh	46	18	7	5	6	44	36.1	10.6	2.4	0.61	2.4	0.97	24.0	161	31	22	24	22	9	44C	
Bargnani	45	17	5	2	5	5	35.0	6.2	1.2	0.31	1.5	1.39	17.2	144	25	9	12	17C	7	34C	
Jack	40	8	12	4	5	1	27.7	2.7	5.0	0.73	2.0	0.07	11.4	13	22	13	16	9	12C	33	
Turkoglu	43	19	11	3	7	3	30.7	4.6	4.1	0.74	1.7	0.43	11.3	13	23	14	16	19C	13	39	
Calderon	37	6	12	3	6	1	24.7	2.1	5.9	0.69	1.5	0.10	10.3	12	21	9	9	9	19	27	
DeRozan	38	9	3	2	4	2	21.6	2.9	0.7	0.56	0.8	0.23	8.6	9C	12C	11C	14C	9C	3C	24C	
Weems	40	11	5	3	4	2	19.8	2.8	1.5	0.57	0.9	0.36	7.5	9C	22C	5C	6C	11C	5C	21C	
Belinelli	33	5	4	3	4	1	17.0	1.4	1.3	0.64	0.9	0.08	7.1	11	21	8C	10C	7	6	27	
Wright	38	8	4	3	4	2	19.8	2.8	1.1	0.45	0.9	0.16	6.5	10	18	6	8	11	6	24	
Johnson	40	13	4	2	4	4	26	17.7	4.8	0.6	0.54	0.8	0.80	6.2	10T	14	6T	8C	14	4C	26C
Banks	24	6	4	4	4	1	11.1	1.0	1.2	0.55	0.9	0.09	5.0	12	19	12	14	7	10	28	
Nesterovic	26	7	4	2	2	2	9.8	2.1	0.6	0.24	0.4	0.40	3.9	12	23	6	9	15	8	24	
Evans	25	9	2	3	2	1	11.1	3.8	0.3	0.50	0.8	0.14	3.4	8	13	8	14	21	4	22	
Mensah-Bonsu (TOT)	13	6	1	1	2	2	6.0	1.8	0.2	0.20	0.5	0.45	2.0	5	11	11	13	12	1T	21	
Mensah-Bonsu (TOR)	13	6	1	1	2	2	6.7	1.9	0.1	0.19	0.6	0.50	2.1								
O'Bryant	9	3	1	1	2	4	4.6	1.0	0.1	0.18	0.5	0.36	1.7	8	11	5	6	7	4	16	
RAPTORS	265	58	37	12	25	10	24.2	40.4	22.0	5.72	13.4	4.68	104.1	52C	113	41	49	65	39	39	134
OPPONENTS	265	53	38	15	23	16	24.2	41.3	23.0	7.07	12.7	4.39	105.9	61	109	46	60	68	44	152	

NO.	DATE	OPPONENT	TOR/OPP	HOME	ROAD	TOTAL	SK	HIGH SCORING	HIGH REBOUNDS	HIGH ASSISTS	OPPONENT PTS	ATTENDANCE
1.	Oct. 28	CLEVELAND	W101-91	1-0	0-0	1-0	W1	Bargani-28	Bosh-16	Calderon-11	James-23	20,152
2.	Oct. 30	@Memphis	L107-115	1-0	0-1	1-1	L1	Bosh-37	Bosh-12	Jack-5	Randolph-30	10,563
3.	Nov. 1	ORLANDO	L116-125	1-1	0-1	1-2	L2	Bosh-35	Bosh-16	Calderon-6	Nelson-30	18,147
4.	Nov. 4	DETROIT	W110-99	2-1	0-1	2-2	W1	Bosh-25	Bargani-12	Jack/Turkoglu-6	Gordon-30	17,915
5.	Nov. 6	@New Orleans	W107-90	2-1	1-1	3-2	W2	Bosh-27	Bargani-9	Calderon-8	Paul-21	15,010
6.	Nov. 7	@Dallas	L101-129	2-1	1-2	3-3	L1	Bosh-26	Bosh-12	Calderon-7	Nowitzki-29	19,977
7.	Nov. 9	@San Antonio	L124-131	2-1	1-3	3-4	L2	Bosh-32	Bosh-10	Calderon-9	GINOBILI-36	17,714
8.	Nov. 11	CHICAGO	W99-89	3-1	1-3	4-4	W1	Bosh-28	Bosh-11	Calderon-6	Deng/Gibson-18	16,310
9.	Nov. 13	@L.A. Clippers	W104-89	3-1	2-3	5-4	W2	Bosh-21	Bosh-14	Calderon-9	Kaman-25	15,615
10.	Nov. 15	@Phoenix	L100-101	3-1	2-4	5-5	L1	Bosh-25	Bosh-10	Calderon-7	Staudemire-30	16,605
11.	Nov. 17	@Denver	L112-130	3-1	2-5	5-6	L2	DeRozan-17	Bosh-14	Calderon-7	Anthony-32	16,446
12.	Nov. 18	@Utah	L91-104	3-1	2-6	5-7	L3	Bosh-27	Bosh-17	Jack-5	Boezer-27	17,879
13.	Nov. 20	MIAMI	W120-113	4-1	2-6	6-7	W1	Bosh-29	Bosh-12	Calderon-10	Chalmers/Wade-30	19,800
14.	Nov. 22	ORLANDO	L96-104	4-2	2-6	6-8	L1	Bosh-22	Bargani-9	Jack-11	Carter-24	17,233
15.	Nov. 24	INDIANA	W123-112	5-2	2-6	7-8	W1	Calderon-21	Bosh-12	Calderon/Turkoglu-7	Granger-36	17,136
16.	Nov. 25	@Charlotte	L81-116	5-2	2-7	7-9	L1	Bosh-18	Bosh-14	Calderon-8	Wallace-31	13,689
17.	Nov. 27	@Boston	L103-116	5-2	2-8	7-10	L2	Bosh/Turkoglu-20	Bosh-13	Jack-5	R. Allen-20	18,624
18.	Nov. 29	PHOENIX	L94-113	5-3	2-8	7-11	L3	Bosh-30	Bosh-17	Calderon-7	Richardson-22	17,721
19.	Dec. 1	WASHINGTON	L102-106	5-4	2-8	7-12	L4	Bosh-22	Bosh-14	Turkoglu-6	Jamison-30	15,776
20.	Dec. 2	@Atlanta	L115-146	5-4	2-9	7-13	L5	DeRozan-21	Johnson-7	Jack-8	Horford-24	12,272
21.	Dec. 4	@Washington	W109-107(OT)	5-4	3-9	8-13	W1	Bosh-31	Bosh-16	Calderon-9	Arenas-34	20,173
22.	Dec. 5	@Chicago	W110-78	5-4	4-8	9-13	W2	Bosh-25	Bosh-12	Jack-9	Pargo/Salmons-13	20,481
23.	Dec. 8	MINNESOTA	W94-88	6-4	4-8	10-13	W3	Bosh-21	Bosh-15	Jack-8	Leve-18	15,167
24.	Dec. 9	@Milwaukee	L85-117	6-4	4-10	10-14	L1	Bosh-26	Bosh-10	Jack-7	Jennings-22	12,637
25.	Dec. 11	ATLANTA	L89-111	6-5	4-10	10-15	L2	Bargani-17	Bosh-10	Turkoglu-8	Johnson-20	17,032
26.	Dec. 13	HOUSTON	W101-88	7-5	4-10	11-15	W1	Bosh-27	Jack-8	Jack-8	Landry-25	17,111
27.	Dec. 15	@Miami	L95-115	7-5	4-11	11-16	L1	Bosh-28	DeRozan/Bargani-7	Bosh/Turkoglu-4	Beasley-28	15,106
28.	Dec. 16	@Orlando	L99-118	7-5	4-12	11-17	L2	Bosh-20	Bosh-6	Jack-5	Lewis-21	17,611
29.	Dec. 18	NEW JERSEY	W118-95	8-5	4-12	12-17	W1	Johnson-18	Bosh-8	Jack-9	Douglas-Roberts-16	15,901
30.	Dec. 20	NEW ORLEANS	W98-92	8-5	4-12	13-17	W2	Bosh-25	Johnson-12	Jack/Turkoglu-7	West-21	15,790
31.	Dec. 23	@Detroit	W94-64	9-5	5-12	14-17	W3	Bargani-21	Bosh-9	Turkoglu-11	Bynum-12	19,396
32.	Dec. 27	DETROIT	W102-95	10-5	5-12	15-17	W4	Bosh-25	Bosh-16	Turkoglu-6	Gordon/Hamilton-15	19,800
33.	Dec. 30	CHARLOTTE	W107-103	11-5	5-12	16-17	W5	Bosh-33	Bosh-13	Jack-5	Jackson-30	18,979
34.	Jan. 2	@Boston	L96-103	11-5	5-13	16-18	L1	Bosh-25	Bosh-9	Jack/Turkoglu-7	R. Allen-23	18,624
35.	Jan. 3	SAN ANTONIO	W91-86	12-5	5-13	17-18	W1	Bosh-22	Bosh-15	Jack-8	Parker-23	18,623
36.	Jan. 6	@Orlando	W108-103	12-5	6-13	18-18	W2	Bosh/Bargani-18	Bosh-12	Calderon-8	Lewis-24	17,611
37.	Jan. 8	@Philadelphia	W108-106	12-5	7-13	19-18	W3	Bosh-29	Bosh-9	Bosh-6	Williams-23	15,264
38.	Jan. 10	BOSTON	L107-114	12-6	7-13	19-19	L1	Bosh-31	Bosh-13	Turkoglu-9	Wallace-29	19,800
39.	Jan. 11	@Indiana	L101-105	12-6	7-14	19-20	L2	Bosh-27	Bargani-17	Calderon-6	Granger-23	11,039
40.	Jan. 15	@New York	W112-104	12-6	8-14	20-20	W1	Bargani-24	Bargani-12	Calderon-6	Harrington-31	19,763
41.	Jan. 17	DALLAS	W110-88	13-6	8-14	21-20	W2	Bosh-23	Bosh-13	Calderon/Jack-7	Nowitzki-19	19,004
42.	Jan. 19	@Cleveland	L100-108	13-6	8-15	21-21	L1	Bosh-21	Bosh-10	Calderon-6	James-28	20,562
43.	Jan. 20	@Milwaukee	L107-113	13-6	8-16	21-22	L2	Bosh-44	Bosh-12	Calderon/Jack-5	Boout-27	12,724
44.	Jan. 22	MILWAUKEE	W101-96	14-6	8-16	22-22	W1	Jack-27	Wright-8	Turkoglu-5	Rodriguez-27	17,819
45.	Jan. 24	L.A. LAKERS	W106-105	15-6	8-16	23-22	W2	Bargani-22	Bosh-13	Turkoglu/Calderon-5	Bryant-27	20,111
46.	Jan. 27	MIAMI	W11-103	16-6	8-16	24-22	W3	Bargani-27	Bosh-18	Jack-8	Wade-35	18,265
47.	Jan. 28	@New York	W106-104	16-6	9-16	25-22	W4	Bosh-27	Bosh-15	Calderon-7	Lee-29	18,828
48.	Jan. 31	INDIANA	W117-102	17-6	9-16	26-22	W5	Bosh-26	Bosh-15	Calderon/Bosh-7	Head-15	16,715
49.	Feb. 2	@Indiana	L115-130	17-6	9-17	26-23	L1	Bosh-35	Bosh-15	Calderon-8	Granger-23	11,191
50.	Feb. 3	NEW JERSEY	W108-89	18-6	9-17	27-23	W1	Bosh/Bargani-20	Weems-11	Jack-9	Harris/VV-15	15,222
51.	Feb. 7	SACRAMENTO	W115-104	19-6	9-17	28-23	W2	Bosh-36	Bosh-11	Jack-9	Martin-24	18,007
52.	Feb. 10	PHILADELPHIA	W104-93	20-6	9-17	29-23	W3	Bosh-23	Bosh-12	Jack-8	Williams-26	16,651
53.	Feb. 17	MEMPHIS	L102-109(OT)	20-7	9-17	29-24	L1	Bosh-32	Bosh/Bargani-10	Calderon-9	Gay-29	16,829
54.	Feb. 19	@New Jersey	W106-89	20-7	10-17	30-24	W1	Jack-18	Nesterovic-7	Jack-10	Lopez-22	11,994
55.	Feb. 20	WASHINGTON	W109-104	21-7	10-17	31-24	W2	Jack-23	Evans-7	Jack-8	Blotche-24	19,149
56.	Feb. 24	PORTLAND	L87-101	21-8	10-17	31-25	L1	Turkoglu-24	Evans/Johnson-8	Jack-8	Roy-20	16,161
57.	Feb. 26	CLEVELAND	L118-126(OT)	21-9	10-17	31-26	L2	Jack/Bargani-24	DeRozan/Evans-5	Calderon-8	James-36	20,107
58.	Feb. 28	@Oklahoma City	L99-119	21-9	10-18	31-27	L3	Johnson-11	Johnson-11	Calderon-7	Durant-29	18,889
59.	Mar. 1	@Houston	L92-116	21-9	10-19	31-28	L4	Banks-15	Nesterovic-7	Jack-6	Brooks/Martin-28	13,943
60.	Mar. 5	NEW YORK	W102-96	22-9	10-19	32-28	W1	Weems-20	Weems/Turkoglu-9	Calderon-6	Lee-23	18,889
61.	Mar. 7	PHILADELPHIA	L101-114	22-10	10-19	32-29	L1	Jack-20	Bosh-12	Jack-9	Young-32	18,736
62.	Mar. 9	@L.A. Lakers	L107-109	22-10	10-20	32-30	L2	Bosh-22	Bargani-8	Jack-7	Bryant-32	18,997
63.	Mar. 10	@Sacramento	L90-113	22-10	10-21	32-31	L3	Bargani-20	Turkoglu-7	Bosh/Jack/Turkoglu-3	Udrih-24	13,412
64.	Mar. 13	@Golden State	L112-124	22-10	10-22	32-32	L4	Calderon/Bosh-24	Bosh-11	Calderon-12	Curry-35	17,655
65.	Mar. 14	@Portland	L98-109	22-10	10-23	32-33	L5	Bosh-28	Bosh-7	Calderon-7	Batum/Alridge-22	20,639
66.	Mar. 17	ATLANTA	W106-105	23-10	10-23	33-33	W1	Bargani-22	Bargani-11	Calderon-6	Crawford-33	18,441
67.	Mar. 19	OKLAHOMA CITY	L89-115	23-11	10-23	33-34	L1	Bosh-22	Bosh-10	Jack-7	Durant-31	19,351
68.	Mar. 20	@New Jersey	W100-90	23-11	11-23	34-34	W1	Bosh-36	Bosh/Jack-8	Calderon-8	Harris-22	11,048
69.	Mar. 22	@Minnesota	W106-100	23-11	12-23	35-34	W2	Bosh-21	Bosh-9	Jack-8	Jefferson-22	14,654
70.	Mar. 24	UTAH	L87-113	23-12	12-23	35-35	L1	Bosh-20	Evans-9	Bozler/Bosh-3	Bozler/Williams-18	16,178
71.	Mar. 26	DENVER	L96-97	23-13	12-23	35-36	L2	Bosh-18	Bargani-15	Calderon-6	Anthony-25	19,800
72.	Mar. 28	@Miami	L94-97	23-13	12-24	35-37	L3	Bosh-19	Bosh-6	Bosh-6	Wade-32	19,600
73.	Mar. 29	@Charlotte	W103-101	23-13	13-24	36-37	W1	Bosh-22	Bosh-11	Calderon-7	Felton/Jackson-18	14,534
74.	Mar. 31	L.A. CLIPPERS	W114-92	24-13	13-24	37-37	W2	Bosh-34	Bosh-11	Jack-10	Kaman-22	16,106
75.	Apr. 3	@Philadelphia	W128-123(OT)	24-13	14-24	38-37	W3	Bosh-28	Bosh-12	Calderon-10	Igoudala-33	13,430
76.	Apr. 4	GOLDEN STATE	L112-113	24-14	14-24	38-38	L1	Bosh-42	Bosh-13	Jack-4	Magette-31	17,509
77.	Apr. 6	@Cleveland	L101-113	24-14	14-25	38-39	L2	Jack-23	Johnson-10	Jack-6	Jamison-20	20,562
78.	Apr. 7	BOSTON	L104-115	24-15	14-25	38-40	L3	Weems-21	Wright-7	Jack-5	Rondo-21	18,793
79.	Apr. 9	@Atlanta	L101-107	24-15	14-26	38-41	L4	Johnson/Weems-18	Johnson-13	Calderon-10	Crawford-25	19,382
80.	Apr. 11	CHICAGO	L 88-104	24-16	14-26	38-42	L5	Bargani/Weems-18	Turkoglu-19	Turkoglu-9	Rose-26	19,515
81.	Apr. 12	@Detroit	W11-97	24-16	15-26	39-42	W1	Bargani-33	Turkoglu-8	Jack-12	Gordon-24	22,076
82.	Apr. 14	NEW YORK	W131-113	25-16	15-26	40-42	W2	DeRozan-24	DeRozan-9	Jack-6	Walker-28	18,333

2008-09 REVIEW



FRONT ROW (L-R): Keith O'Amelio, Paul Elliott, Masai Ujiri, Marc Eversley, Maurizio Gherardini, Wayne Embry, Bryan Colangelo, Jay Triano, Alex English, Mike Evans, Gord Herbert, Eric Hughes, Micah Nori, Scott McCullough, Willis Richardson. BACK ROW (L-R): Rory Mullin, Ray Chow, Roko Ukic, Jason Kapono, Anthony Parker, Joey Graham, Patrick O'Bryant, Andrea Bargnani, Chris Bosh, Jake Voskuhl, Nathan Jawai, Kris Humphries, Shawn Marion, Pops Mensah-Bonsu, Marcus Banks, Jose Calderon, Kevin DiPietro, Casey Whalen.

2008-09 SEASON NOTES:


- Toronto set a franchise record and ranked first in the NBA with an .824 free throw shooting percentage (1,534-for-1,861).
- Forward Chris Bosh named Eastern Conference Player of the Week (Oct. 28-Nov. 2).
- Jay Triano was named interim head coach Dec. 3.
- Forward Chris Bosh was named as a reserve for the Eastern Conference All-Star team, but did not play due to a sprained knee.
- Guard Jose Calderon became the team's all-time career leader with 1,792 assists March 13, vs. Detroit.

PLAYER	G			FIELD GOALS			3-POINT FG			FREE THROWS			REBOUNDS			AST			PF			STL			TO			BLK			PTS			AVG		
	MIN	FG	FGA	PCT	FG	FGA	PCT	FT	FTA	PCT	OFF	DEF	TOT	AST	PF	Q	STL	TO	BLK	PTS	AVG															
Bosh	77	77	2928	615	1263	487	12	49	245	504	617	817	215	556	771	191	189	0	67	174	77	1746	22.7													
Bargnani	78	59	2453	431	958	450	119	291	409	221	266	831	70	346	416	94	242	2	34	135	97	1202	15.4													
O'Neal	41	34	1216	220	465	473	0	1	0.000	115	142	810	71	217	288	67	130	1	18	92	82	555	13.5													
Marion (TOT)	69	68	2471	382	788	485	10	53	189	117	147	796	180	409	589	139	132	1	88	105	66	891	12.9													
Marion (TOR)	27	27	954	167	342	488	2	13	154	50	62	806	73	151	224	62	40	0	31	49	21	386	14.3													
Calderon	68	68	2333	320	644	497	82	202	406	151	154	981	16	178	194	607	114	0	74	143	7	873	12.8													
Parker	80	71	2637	321	754	426	94	241	390	121	145	834	45	272	317	269	145	0	100	114	15	857	10.7													
Kapono	80	12	1831	261	604	432	98	229	428	34	42	810	26	137	163	105	144	0	22	70	3	654	8.2													
Graham	78	10	1541	231	480	481	3	16	188	132	160	825	95	197	292	48	191	1	35	74	12	597	7.7													
Moon	54	39	1379	150	317	473	38	110	345	55	65	846	48	201	249	70	85	0	65	31	44	393	7.3													
Mensah-Bonsu (TOT)	22	0	283	39	103	379	0	2	0.000	33	48	688	55	58	113	6	43	0	9	19	5	111	5.0													
Mensah-Bonsu (TOR)	19	0	263	34	96	354	0	2	0.000	28	41	683	50	53	103	6	37	0	8	17	4	96	5.1													
Solomon	39	9	544	79	181	436	15	57	263	20	24	833	9	34	43	123	60	0	20	49	4	193	4.9													
Douby (TOT)	27	0	301	42	110	382	14	46	304	17	19	895	6	26	32	25	27	0	5	13	5	115	4.3													
Douby (TOR)	7	0	73	12	22	545	4	9	444	3	4	750	3	4	7	12	4	0	3	7	0	31	4.4													
Ukic	72	0	890	123	324	380	11	62	177	44	60	733	27	48	75	153	77	0	30	60	2	301	4.2													
Humphries	29	0	265	38	90	422	0	0	---	38	48	792	24	46	70	10	31	0	8	6	114	3.9														
O'Bryant (TOT)	39	3	255	45	84	536	0	2	0.000	11	20	550	13	53	66	11	61	1	6	22	19	101	2.6													
O'Bryant (TOR)	13	3	147	29	53	547	0	2	0.000	3	8	375	6	26	32	3	32	1	3	5	11	61	4.7													
Banks (TOT)	22	0	206	21	57	368	3	19	158	11	18	611	1	17	18	28	26	0	11	14	2	56	2.5													
Banks (TOR)	6	0	40	6	18	333	1	5	200	1	3	333	1	2	3	6	5	0	1	3	0	14	2.3													
Voskuhl	38	1	240	12	45	267	0	0	---	11	14	786	21	38	59	8	60	1	3	17	4	35	0.9													
Adams	12	0	52	4	13	308	0	0	---	3	6	500	1	6	7	1	4	0	1	4	1	11	0.9													
Jawai	6	0	19	1	4	250	0	0	---	0	0	---	1	1	2	0	3	0	0	2	0	2	0.3													
RAPTORS	82	-	19805	3054	6673	458	479	1289	372	1534	1861	824	802	2513	3315	1835	1593	6	523	1098	390	8121	92.0													
OPPONENTS	82	-	19805	3172	6827	465	629	1716	367	1379	1759	784	895	2539	3434	1887	1645	14	521	1093	386	8352	101.9													

PLAYER	SINGLE-GAME HIGHS					AVERAGE PER GAME					CAREER HIGHS (C-SET, T-TIED)										
	MIN	REB	AST	STL	PTS	MIN	REB	AST	STL	PTS	FG	FGA	FT	FTA	REB	AST	PTS				
Bosh	47	19	7	7	3	42	38.0	10.0	2.5	0.87	2.3	1.00	22.7	16	31C	22	24	22	9	42T	
Bargnani	49	11	4	2	5	6	31.4	5.3	1.2	0.44	1.7	1.24	15.4	12	25	9C	12C	11T	7	31C	
O'Neal	43	18	5	3	6	9	29.7	7.0	1.6	0.44	2.2	2.00	13.5	18	30	19	25	21	7	55	
Marion (TOT)	44	16	6	6	5	36	35.8	8.5	2.0	1.28	1.5	0.96	12.9	16	30	11	13	24	8	44	
Marion (TOR)	44	15	6	3	4	34	35.3	8.3	2.3	1.15	1.8	0.78	14.3								
Calderon	44	7	19	4	6	2	26	34.3	2.9	8.9	1.09	2.1	0.10	12.8	12	21	9C	9T	9	19C	27
Parker	49	9	9	4	6	2	26	33.0	4.0	3.4	1.25	1.4	0.19	10.7	13C	19	7C	8C	11	9C	27
Kapono	42	8	6	3	5	1	25	22.9	2.0	1.3	0.28	0.94	0.04	8.2	12	19	7	8	11	8	29
Graham	38	12	4	2	4	3	24	19.8	3.7	0.6	0.45	0.9	0.15	7.7	11C	19C	10	11	12T	5	24C
Moon	43	9	4	5	3	3	17	25.5	4.6	1.3	1.20	0.6	0.81	7.3	8	15	5C	6	15	6	17T
Mensah-Bonsu (TOT)	28	12	1	4	2	2	21	12.9	5.1	0.3	0.41	0.9	0.23	5.0	5C	11C	11C	13C	12C	1C	21C
Mensah-Bonsu (TOR)	28	12	1	4	2	2	21	13.8	5.4	0.3	0.42	0.9	0.21	5.1							
Solomon	36	5	11	3	7	1	15	13.9	1.1	3.2	0.51	1.3	0.10	4.9	8	17	5	9	6	11C	23
Douby (TOT)	25	6	3	1	3	2	14	11.1	1.2	0.9	0.19	0.5	0.19	4.3	11	22	7	7	6T	3T	32
Douby (TOR)	22	3	2	1	3	0	9	10.4	1.0	1.7	0.43	1.0	0.00	4.4							
Ukic	30	4	10	2	5	0	22	12.4	1.0	2.1	0.42	0.8	0.03	4.2	9C	13C	6C	8C	4C	10C	22C
Humphries	21	9	3	2	2	14	9.1	2.4	0.3	0.28	0.3	0.21	3.9	8	12	7	8	18	4	17	
O'Bryant (TOT)	27	7	2	2	3	3	16	6.5	1.7	0.3	0.15	0.6	0.49	2.6	8C	11C	5	6	7C	4	16C
O'Bryant (TOR)	27	7	1	2	1	3	16	11.3	2.5	0.2	0.23	0.4	0.85	4.7							
Banks (TOT)	27	4	5	4	2	2	11	9.4	0.8	1.3	0.50	0.60	0.09	2.5	12	19	12	14	7	10	28
Banks (TOR)	12	1	2	1	1	0	6	6.7	0.5	1.0	0.17	0.5	0.00	2.3							
Voskuhl	18	8	2	1	2	1	4	6.3	1.6	0.2	0.08	0.4	0.11	0.9	9	13	8	11	16	4	20
Adams	11	2	1	1	2	1	4	4.3	0.6	0.1	0.08	0.3	0.08	0.9	6	9	4	4T	8	3	16
Jawai	5	1	0	0	1	0	2	3.2	0.3	0.0	0.00	0.3	0.00	0.3	1C	2C	0C	0C	1C	0C	2C
RAPTORS	265	57	36	14	24	10	134	241.5	40.4	22.4	6.38	13.4	4.76	99.0	51	113	41	49	65	39	134C
OPPONENTS	265	57	37	13	25	12	133	241.5	41.9	23.0	6.35	13.3	4.71	101.9	61	109	46	60	68	44	152

NO.	DATE	OPPONENT	TOR/OPP	HOME	ROAD	TOTAL	SK	HIGH SCORING	HIGH REBOUNDS	HIGH ASSISTS	OPPONENT PTS	ATTENDANCE
1.	Oct. 29	@Philadelphia	W 95-84	0-0	1-0	1-0	W1	Bosh-27	Bosh-11	Calderon-7	Williams-16	15,750
2.	Oct. 31	GOLDEN STATE	W112-108(OT)	1-0	1-0	2-0	W3	Bosh-31	Bosh-11	Calderon-13	Harrington-26	19,800
3.	Nov. 1	@Milwaukee	W 91-87	1-0	2-0	3-0	W2	Calderon-25	Bosh-10	Calderon-9	Redd-18	17,006
4.	Nov. 5	DETROIT	L 83-100	1-1	2-0	3-1	L2	Bosh-26	Bosh-13	Calderon-9	Prince-27	18,600
5.	Nov. 7	@Atlanta	W 92-100	1-1	2-1	3-2	L2	Bosh-26	Bosh-9	Calderon-12	Bibby-19	18,500
6.	Nov. 9	@Charlotte	W 85-79	1-1	3-1	4-2	W1	Bosh-30	Bosh-15	Calderon-7	Augustin-14	12,111
7.	Nov. 10	@Boston	L 87-94	1-1	3-2	4-3	L1	O'Neal-23	O'Neal-11	Calderon-10	Pierce-32	16,524
8.	Nov. 12	PHILADELPHIA	L 95-106	1-2	3-2	4-4	L2	Bosh-30	Bosh-12	Calderon-9	Fierce-26	18,053
9.	Nov. 16	MIAMI	W107-96	2-2	3-2	5-4	W1	Bosh-27	Solomon-11	Calderon-11	Wade-29	19,800
10.	Nov. 19	@Orlando	L 90-103	2-2	3-3	5-5	L1	Bosh-40	Bosh-18	Bosh/Solomon-4	Lewis/Helton/Turkoglu-22	16,353
11.	Nov. 19	@Miami	W101-95	2-2	4-3	6-5	W1	Bargnani-25	O'Neal-17	Calderon-7	Wade-40	15,014
12.	Nov. 21	NEW JERSEY	L127-129(OT)	2-3	4-3	6-6	L1	Bosh-42	Bargnani-10	Calderon-15	Carter-39	19,800
13.	Nov. 23	BOSTON	L103-116	2-4	4-3	6-7	L2	Bosh-24	Bargnani-7	Calderon-9	R. Allen-21	19,800
14.	Nov. 26	CHARLOTTE	W 93-86	3-4	4-3	7-7	W1	Bosh-39	Bosh-11	Calderon-9	Wallace-23	17,414
15.	Nov. 28	ATLANTA	W 93-86	4-4	4-3	8-7	W2	Bosh-30	Bosh-10	Calderon-11	Bibby-20	19,200
16.	Nov. 28	@L.A. Lakers	L 85-112	4-4	4-4	8-8	L1	Parker-19	Bargnani-11	Calderon-12	Wallace-24	18,997
17.	Dec. 2	@Denver	L 83-132	4-4	4-5	8-9	L2	Bosh-24	Bosh-12	Calderon-9	Bibby-24	14,243
18.	Dec. 5	@Utah	L 87-114	4-4	4-6	8-10	L3	Bosh-18	Bosh-11	Calderon-13	Okur-21	19,911
19.	Dec. 7	PORTLAND	L 97-98	4-5	4-6	8-11	L4	O'Neal-18	O'Neal-8	Calderon-13	Albritton-20	17,671
20.	Dec. 9	@Cleveland	L 94-114	4-5	4-7	8-12	L5	Graham-17	Bosh-10	Calderon-13	James-21	20,049
21.	Dec. 10	INDIANA	W101-98	5-5	4-7	9-12	W1	Kapono-25	Bosh-10	Calderon-14	Granger-22	17,877
22.	Dec. 12	@New Jersey	W101-79	5-5	5-7	10-12	W2	Bosh-18	Uka-5	Calderon-7	Harris/11-14	13,926
23.	Dec. 14	NEW ORLEANS	L 81-95	5-6	5-7	10-13	L2	Bosh-25	Bosh/Moon-8	Calderon-7	West-29	18,537
24.	Dec. 15	NEW JERSEY	L 87-94	5-6	5-7	10-14	W2	Bosh/Kapono-17	Moon/Bosh-9	Calderon-8	Anderson-21	18,551
25.	Dec. 17	DALLAS	L 85-96	5-7	5-7	10-15	L3	O'Neal-19	Bosh/Moon-9	Calderon-8	Newt/K/J. Terry-27	18,832
26.	Dec. 19	@Oklahoma City	L 83-91	5-8	5-8	10-16	L4	Bosh-16	Bosh-22	Calderon-8	Parker-28	19,800
27.	Dec. 20	@San Antonio	L 97-107	5-8	5-8	10-17	L5	O'Neal-24	Bosh/O'Neal-10	Calderon-8	Randolph/Gordon-19	17,624
28.	Dec. 22	@L.A. Clippers	W 97-75	5-8	6-9	11-17	W1	Bosh-31	O'Neal-9	Calderon-9	Miller/Solomon-20	12,050
29.	Dec. 26	@Sacramento	W107-101	5-8	7-9	12-17	W2	O'Neal-36	O'Neal-9	Calderon-6	Faye-33	12,592
30.	Dec. 27	@Portland	L 89-102	5-8	7-10	12-18	L1	Bosh-29	Bosh-9	Calderon-9	Ray-32	20,588
31.	Dec. 29	@Golden State	L111-107	5-8	7-11	12-19	L2	Bosh-30	Bosh-14	Calderon-16	Jackson-30	19,596
32.	Jan. 2	DENVER	L107-114	5-9	7-11	12-20	L3	Bargnani-26	Calderon-11	Calderon-7	Wade-19	18,879
33.	Jan. 3	HOUSTON	W 94-73	5-9	7-11	13-20	W1	Bosh/Bargnani-19	Parker/Viskuloh-8	Calderon-7	Nene-17	19,800
34.	Jan. 4	ORLANDO	W108-102	7-9	7-11	14-20	W2	Parker-26	Bosh-11	Uka-7	Howard-39	19,322
35.	Jan. 5	@Milwaukee	L 97-107	7-9	7-12	14-21	L1	Bosh-31	Bosh-11	Solomon-11	Redd-35	12,592
36.	Jan. 7	@Washington	W 99-83	7-9	8-12	15-21	W2	Bargnani-25	Bosh/Graham-8	Bosh-5	James-33	13,864
37.	Jan. 9	MEMPHIS	L 88-94	8-10	8-12	16-22	L1	Bargnani-17	Bosh-11	Solomon-9	Gay-22	18,486
38.	Jan. 11	BOSTON	L109-115(OT)	8-10	8-12	16-22	L2	Bargnani-23	Bosh-11	Tied with-3	R. Allen-36	19,800
39.	Jan. 14	@Boston	L 98-102	8-11	8-13	16-24	L3	Bargnani-23	Solomon-7	Calderon-7	Pierce-25	16,524
40.	Jan. 16	CHICAGO	L104-111	8-11	8-14	16-25	L4	Bosh-31	Bargnani-10	Parker-5	Grase-23	13,324
41.	Jan. 18	@Indiana	L113-117	8-12	8-14	16-26	L5	Parker-26	Bosh-16	Parker-5	Granger-23	19,800
42.	Jan. 19	PHOENIX	L 84-97	8-12	8-15	16-27	L7	Bosh-22	Parker-5	Parker-9	Stoudemire-31	19,800
43.	Jan. 21	@Atlanta	L 76-95	8-12	8-16	16-28	L7	Bosh-10	Bosh-14	Parker-9	Johnson-28	17,159
44.	Jan. 23	@Detroit	W114-94	8-12	8-16	16-28	W1	Calderon-23	Bosh-6	Parker-8	Prince-29	22,076
45.	Jan. 25	SACRAMENTO	W114-94	8-12	8-16	16-28	W2	Parker-31	O'Neal-10	Calderon-11	Salmons-21	18,127
46.	Jan. 28	@New Jersey	W107-106	9-12	10-16	19-28	W3	Parker-21	Parker-7	Calderon-11	Carter-27	10,138
47.	Jan. 30	MILWAUKEE	L 85-96	9-13	10-16	19-29	L1	Bosh-18	Bosh-9	Calderon-11	Williams-26	18,781
48.	Jan. 31	ORLANDO	L 90-113	9-14	10-16	19-30	L2	Calderon-16	Graham-12	Calderon/Solomon-5	Howard-29	19,800
49.	Feb. 3	@Cleveland	L 83-101	9-14	10-17	19-31	L3	Bosh-26	Bargnani-10	Parker-9	James-33	20,552
50.	Feb. 4	L.A. LAKERS	L107-115	9-15	10-17	19-32	L4	Graham-24	O'Neal-9	Bargnani/Parker-9	Bryant-36	19,800
51.	Feb. 6	@New Orleans	L 92-101	9-15	10-18	19-33	L5	O'Neal-24	Moon-7	Calderon-9	Stojakovic-28	17,319
52.	Feb. 7	@Memphis	L 70-78	9-15	10-19	19-34	L6	Calderon-18	Moon/Moon-9	Calderon-5	Warick/Maya-16	11,498
53.	Feb. 10	@Minnesota	W110-102	9-15	11-19	20-34	W1	Graham-24	Moon-9	Calderon-9	Faye-33	12,722
54.	Feb. 11	SAN ANTONIO	W 91-89	10-15	11-19	21-34	W2	Bargnani-23	O'Neal-10	Parker-7	Gibbill-32	18,600
55.	Feb. 18	CLEVELAND	L 76-83	10-16	11-19	21-35	L1	Graham-15	Parker-7	Marion-6	Ilguskas-22	19,800
56.	Feb. 20	@New York	L 97-127	10-16	11-20	21-36	L2	Graham-19	Marion-12	Calderon-10	Chandler-32	19,763
57.	Feb. 22	NEW YORK	W111-100	11-16	11-20	22-36	W1	Bargnani-28	Marion-15	Calderon-10	Harrington-31	19,800
58.	Feb. 24	MINNESOTA	W118-100	11-16	11-20	22-36	W2	Bosh/Bargnani-26	Marion-8	Calderon-13	Faye-25	17,457
59.	Feb. 27	@Phoenix	L113-133	12-16	11-21	23-37	L1	Marion-27	Marion-12	O'Neal-45	O'Neal-45	18,422
60.	Feb. 27	@Dallas	L 98-109	12-16	11-22	23-38	L2	Bosh-28	Bosh-10	Parker-5	Newt/K/J-14	19,588
61.	Mar. 1	@Houston	L 97-107	12-16	11-23	23-39	L3	Bosh-28	Marion-10	Calderon-16	Wade-22	16,281
62.	Mar. 3	MIAMI	L102-108	12-17	11-23	23-40	L4	Bosh-34	Mensch-Bonsu-10	Parker-9	Lande-42	19,800
63.	Mar. 6	UTAH	L101-109	12-18	11-23	23-41	L5	Bosh-30	Calderon-11	Calderon-11	Williams-26	18,541
64.	Mar. 11	@Philadelphia	L106-115	12-18	11-24	23-42	L6	Bargnani-21	Mensch-Bonsu-8	Calderon-11	Young-29	17,282
65.	Mar. 13	DETROIT	L 95-99(OT)	13-19	11-24	23-43	L7	Bosh-27	Bosh/Mensch-Bonsu-10	Calderon-11	Hamilton-24	19,800
66.	Mar. 15	INDIANA	W110-87	13-19	11-24	24-43	W1	Bargnani-27	Bosh-13	Calderon-12	Murphy-16	18,169
67.	Mar. 16	@Charlotte	L 86-112	13-19	11-25	24-44	L1	Bosh-18	Bosh-14	Calderon-12	Wallace-25	11,349
68.	Mar. 20	CHARLOTTE	L 89-102	13-20	11-25	24-45	L2	Bosh-18	Bosh/Bargnani-7	Calderon-11	Daw/Wallace-30	18,641
69.	Mar. 22	L.A. CLIPPERS	W100-76	14-20	11-25	25-45	W1	Bosh-16	Bosh/Marion-13	Uka-8	Jardolph-20	17,610
70.	Mar. 22	MILWAUKEE	W115-106	14-20	11-25	25-45	W2	Bargnani-23	Bosh-15	Calderon-11	Randolph-20	17,121
71.	Mar. 25	OKLAHOMA CITY	W112-96	14-20	11-25	25-45	W3	Bosh-21	Bosh-13	Calderon-11	Collins-27	17,407
72.	Mar. 27	CHICAGO	W134-129(OT)	17-20	11-25	28-45	W4	Bosh-31	Bosh-15	Calderon-19	Burdson-37	18,949
73.	Mar. 29	@Orlando	W 99-85	17-20	12-25	30-45	W5	Bargnani-23	Bosh/Marion-13	Calderon-7	Harrington/Duhon-22	10,763
74.	Apr. 1	@New York	W102-95	17-20	13-25	30-46	L1	Bosh-18	Bosh-14	Calderon-6	Chandler-32	19,879
75.	Apr. 2	NEW YORK	L103-112	17-21	13-25	30-46	L1	Bosh-21	Bosh-16	Calderon-13	Smith/Johnson-25	17,613
76.	Apr. 7	ATLANTA	L110-119	17-21	13-25	30-47	L2	Bosh-31	Bosh-10	Calderon-13	Granger-23	13,647
77.	Apr. 8	@Indiana	L101-130	17-22	13-26	30-48	L3	Bosh-21	Bosh/Marion-10	Calderon-11	Jameson-24	18,107
78.	Apr. 10	WASHINGTON	L 98-100	17-22	13-26	30-49	L4	Bosh-21	Bosh-9	Calderon-11	Wilkins-23	18,016
79.	Apr. 12	PHILADELPHIA	W111-104	18-23	13-26	31-49	W1	Bosh-22	Bosh-9	Calderon-12	Butler-28	18,455
80.	Apr. 13	@Washington	W 97-96	18-23	14-26	32-49	W2	Bosh/Marion-25	Bosh/Marion-15	Calderon-12	Gordon-23	20,677
81.	Apr. 13	@Washington	W 97-96	18-23	14-26	32-49	W2	Bosh/Marion-25	Bosh/Marion-15	Calderon-12	Gordon-23	20,677
82.	Apr. 15	@Chicago	W109-98	18-23	15-26	33-49	W3	Marion-34	Bosh-19	Calderon-14	Gordon-23	20,677

2007-08 REVIEW



FRONT ROW (L-R): Bob Peterson, Darrick Martin, Masai Ujiri, Marc Eversley, Maurizio Gherardini, Bryan Colangelo, Sam Mitchell, Alex English, Jay Triano, Mike Evans, Eric Hughes, John Lucas, Scott McCullough. **BACK ROW (L-R):** T.J. Ford, Jason Kapono, Anthony Parker, Joey Graham, Jorge Garbajosa, Maceo Baston, Andrea Bargnani, Chris Bosh, Rasho Nesterovic, Primoz Brezec, Kris Humphries, Linton Johnson, Jamaro Moon, Carlos Delfino, Jose Calderon.

2007-08 SEASON NOTES:

- Toronto qualified for the NBA playoffs for a second consecutive season and fifth time in franchise history, finishing with a 41-41 record.
- The Raptors opened the preseason with their first trip to Europe, finishing with a 1-2 record in competition against the Boston Celtics, Lottomatica Virtus Roma and Real Madrid.
- Toronto averaged 100.2 points a game (second highest in franchise history), while allowing 97.3 against. The +2.9 point differential is the largest margin in franchise history.
- The Raptors set franchise highs for field goal percentage (.468), free-throw percentage (.812, second in the NBA) and three-point shooting percentage (.392, second in the NBA).
- Toronto's 2.04 assist-to-turnover ratio led the NBA.
- Head coach Sam Mitchell became Toronto's all-time leader in coaching victories with his 114th win November 25 versus Chicago.
- Jose Calderon led the team with 8.3 assists per game (fifth in the NBA) and had an NBA-best and Raptors record 5.38 assist-to-turnover ratio. Teammate, T.J. Ford averaged 6.1 assists per game and in doing so, he and Calderon became the first Raptors teammates to average six-or-more assists in a season.
- Three Raptors finished in the top-15 in three-point shooting (Jason Kapono, 483, first), Anthony Parker (438, seventh) and Jose Calderon (429, 11th).
- The Raptors had a total of 32 sellouts (the second highest total in franchise history) and averaged 19,435 fans a game.

PLAYER	G			FIELD GOALS			3-POINT FG			FREE THROWS			REBOUNDS			AST	PF	DQ	STL	TO	BLK	PTS	AVG
	G	S	MIN	FG	FBA	PCT	FG	FBA	PCT	FT	FPA	PCT	OFF	DEF	TOT								
Bosh	67	67	2425	507	1027	.494	10	25	.400	472	559	.844	174	409	583	171	157	1	63	153	67	1496	22.3
Parker	82	82	2634	395	829	.476	133	304	.438	102	125	.816	50	284	334	183	157	0	79	87	17	1025	12.5
Ford	51	26	1199	246	524	.469	15	51	.294	110	125	.880	23	77	100	313	93	0	54	102	0	617	12.1
Calderon	82	56	2484	367	707	.519	79	184	.429	109	120	.908	34	202	236	678	134	0	87	126	6	922	11.2
Bargnani	78	53	1861	280	725	.386	90	261	.345	142	169	.840	50	238	288	89	211	1	23	88	37	792	10.2
Delfino	82	0	1928	251	632	.397	120	314	.382	116	156	.744	66	293	359	145	177	0	69	75	11	738	9.0
Moon	78	75	2166	279	575	.485	40	122	.328	63	85	.741	92	392	484	90	152	0	80	51	108	661	8.5
Nesterovic	71	39	1486	257	467	.550	1	3	.333	37	49	.755	130	212	342	82	132	0	20	60	52	552	7.8
Kapono	81	7	1530	243	498	.488	57	118	.483	37	43	.860	31	89	120	65	131	0	34	58	2	580	7.2
Humphries	70	0	925	161	333	.483	0	2	.000	75	124	.605	90	168	259	28	107	1	25	47	28	397	5.7
Dixon	36	0	424	59	160	.369	17	39	.436	18	19	.947	9	38	47	65	38	0	21	35	2	153	4.3
Graham	38	3	331	49	113	.434	2	3	.667	38	45	.844	18	49	67	15	47	0	3	23	0	138	3.6
Garbajosa	7	0	74	8	25	.320	6	16	.375	0	0	—	2	13	15	3	2	0	3	1	0	22	3.1
Johnson	2	0	10	2	5	.400	0	1	.000	2	2	1.000	0	1	1	1	1	0	0	3	0	6	3.0
Baston	15	2	103	17	25	.680	0	0	—	7	10	.700	9	17	26	3	20	0	2	4	4	41	2.7
Brezec (TOT)	50	18	475	44	94	.468	0	0	—	24	40	.600	30	51	81	11	83	1	3	24	7	112	2.2
Brezec (TOR)	13	0	110	17	38	.447	0	0	—	14	21	.667	9	9	18	1	25	1	4	4	2	48	3.7
Martin	17	0	141	10	43	.233	2	16	.125	5	6	.833	3	4	7	21	12	0	6	1	0	27	1.6
RAPTORS	82	—	19830	3148	6726	.468	572	1459	.392	1347	1658	.812	790	2496	3286	1953	1596	4	570	959	336	8215	100.2
OPPONENTS	82	—	19830	3007	6569	.458	619	1683	.368	1344	1732	.776	830	2583	3413	1797	1508	6	470	1149	333	7977	97.3

PLAYER	SINGLE-GAME HIGHS					AVERAGE PER GAME					CAREER HIGHS (O-SET, T-TIED)											
	MIN	REB	AST	STL	BLK	PTS	MIN	REB	AST	STL	BLK	PTS	FG	FBA	FT	FPA	FT	FTA	FT	FTA	FT	PTS
Bosh	55	19	9	4	7	5	42	36.2	8.7	2.6	0.94	2.3	1.00	22.3	16	30C	22C	24C	22	9C	42C	
Parker	51	11	6	4	4	2	25	32.1	4.1	2.2	0.96	1.1	0.21	12.5	11C	19C	6T	7	11C	7	27	
Ford	35	6	14	4	7	0	32	23.5	2.0	6.1	1.06	2.0	0.00	12.1	12T	23T	11	15	11	18	34	
Calderon	54	7	16	4	5	1	27	30.3	2.9	8.3	1.06	1.5	0.07	11.2	12C	21C	8	9	9	16C	27C	
Bargnani	48	11	7	4	4	3	28	23.9	3.7	1.1	0.29	1.1	0.47	10.2	9C	25C	8C	9T	11T	7C	28C	
Delfino	45	11	6	4	3	1	26	23.5	4.4	1.8	0.84	0.9	0.13	9.0	12C	17C	6T	9	11C	7	26C	
Moon	45	15	4	5	4	6	17	27.8	6.2	1.2	1.03	0.7	1.38	8.5	8C	15C	4C	6C	15C	4C	17C	
Nesterovic	48	14	6	3	4	4	23	20.9	4.8	1.2	0.28	0.8	0.73	7.8	12	23	6	9	15C	6T	24	
Kapono	36	5	4	4	3	1	29	18.9	1.5	0.8	0.42	0.7	0.02	7.2	12C	19C	7	8	11	8	29C	
Humphries	37	14	2	2	3	2	17	13.2	3.7	0.4	0.36	0.7	0.40	5.7	8C	12	7C	8T	18	4	17T	
Dixon	32	6	6	4	4	2	20	11.8	1.3	1.8	0.58	1.0	0.06	4.3	13	26	10	11	9	9	30	
Graham	34	6	4	1	3	0	13	8.7	1.8	0.4	0.08	0.6	0.00	3.6	8	18	10	11	12	5	19	
Garbajosa	24	6	2	1	1	0	8	10.6	2.1	0.4	0.43	0.1	0.00	3.1	9	17	5	6	12	7	22	
Johnson	8	1	1	0	2	0	6	5.0	0.5	0.5	0.00	1.5	0.00	3.0	7	16	4	4	14	3	17	
Baston	18	6	2	1	1	2	7	6.9	1.7	0.2	0.13	0.3	0.27	2.7	5	7	6	6	9	2T	14	
Brezec (TOT)	26	5	2	2	3	1	11	9.5	1.6	0.2	0.06	0.5	0.14	2.2	13	24	8	9	18	4	27	
Brezec (TOR)	23	5	1	1	1	1	11	8.5	1.4	0.1	0.08	0.3	0.15	3.7								
Martin	15	2	4	1	1	0	5	8.3	0.4	1.2	0.35	0.1	0.00	1.6	10	21	15	15	6	13	38	
RAPTORS	290	51	36	16	23	10	127	241.8	40.1	23.8	6.95	11.7	4.10	100.2	51C	113	41	49	65	39	129	
OPPONENTS	290	57	38	13	22	10	137	241.8	41.6	21.9	5.73	14.0	4.06	97.3	61C	109	46	60	68	44	152	

NO.	DATE	OPPONENT	TOR/OPP	HOME	ROAD	TOTAL	SK	HIGH SCORING	HIGH REBOUNDS	HIGH ASSISTS	OPPONENT PTS	ATTENDANCE
1.	Oct. 31	PHILADELPHIA	W106- 97	1-0	0-0	1-0	W1	Bargnani-20	Deflino/Parker-6	Ford-12	Igouda-23	19,800
2.	Nov. 2	@New Jersey	W106- 89	1-0	1-0	2-0	W2	Bargnani-21	Bargnani/Deflino-6	Calderon-8	Jefferson-27	14,980
3.	Nov. 4	BOSTON	L 95- 98(OT)	1-1	1-0	2-1	L1	Ford-32	Bosh-10	Ford-5	R. Allen-33	19,800
4.	Nov. 6	@Milwaukee	L 85-112	1-1	1-1	2-2	L2	Dixon-20	Humphries-9	Ford-8	Mason-21	13,549
5.	Nov. 7	ORLANDO	L 95-105	1-2	1-1	2-3	L3	Bosh-26	Bosh-10	Calderon-8	Turkoglu/Lewis-24	17,977
6.	Nov. 9	@Philadelphia	W105-103	1-2	2-1	3-3	W1	Bosh-24	Bosh-10	Calderon-7	McCoy-26	10,866
7.	Nov. 10	@Chicago	W101- 71	1-2	3-1	4-3	W2	Deflino-16	Nesterovic-8	Ford-14	Nocioni-20	22,467
8.	Nov. 14	UTAH	L 88- 92	1-3	3-1	4-4	L1	Parker-19	Humphries-14	Ford-8	Bozer-23	17,337
9.	Nov. 16	INDIANA	W110-101	2-3	3-1	5-4	W1	Bosh-22	Moon-7	Calderon-10	Tinsley/Murphy-20	19,800
10.	Nov. 18	GOLDEN STATE	L100-106	2-4	3-1	5-5	L1	Ford-29	Bosh-11	Ford-9	Jackson-17	19,800
11.	Nov. 20	@Dallas	L 99-105	2-4	3-2	5-6	L2	Bosh-31	Bosh/Moon-12	Calderon-6	Nowitzki-32	20,272
12.	Nov. 21	@Memphis	W 95- 89	2-4	4-2	6-6	W1	Bosh-22	Bosh-19	Calderon-8	Gasol/Miller-16	12,217
13.	Nov. 24	@Cleveland	L108-111	2-4	4-3	6-7	L1	Bosh-41	Parker-7	Calderon-11	James-37	20,018
14.	Nov. 25	CHICAGO	W 93- 78	3-4	4-3	7-7	W1	Calderon-19	Bosh-13	Calderon-14	Deng-21	19,800
15.	Nov. 28	MEMPHIS	W103- 91	4-4	4-3	8-7	W2	Parker-19	Parker/Moon-8	Calderon-10	Navarro-15	18,806
16.	Nov. 30	CLEVELAND	W 91- 82	5-4	4-3	9-7	W3	Bargnani-26	Nesterovic/Moon-9	Calderon-10	Gibson-24	19,800
17.	Dec. 1	@Washington	L 97-101	5-4	4-4	9-8	L1	Kapone-23	Moon-13	Calderon-11	Butler-29	20,173
18.	Dec. 3	CHARLOTTE	W 98- 79	6-4	4-4	10-8	W1	Deflino/Humphries-17	Moon-12	Calderon-9	Wallace-19	17,439
19.	Dec. 5	PHOENIX	L123-136	6-5	4-4	10-9	L1	Ford-27	Moon-10	Calderon-9	Barbosa-35	19,800
20.	Dec. 7	@Boston	L 84-112	6-5	4-5	10-10	L2	Parker-13	Graham-6	Deflino/Martin-4	Garrett-23	18,624
21.	Dec. 9	HOUSTON	W 93- 80	7-5	4-5	11-10	W1	Bosh-21	Bosh-10	Calderon-6	McGrady-23	19,800
22.	Dec. 11	@Atlanta	W100- 88	7-5	5-5	12-10	W2	Ford-26	Bosh-13	Ford-8	M. Williams/J. Johnson-23	13,173
23.	Dec. 12	DALLAS	W 92- 76	8-5	5-5	13-10	W3	Bosh-17	Humphries-12	Calderon-7	Terry-21	19,800
24.	Dec. 14	@Indiana	W104- 93	8-5	6-5	14-10	W4	Kapone-29	Bosh-16	Calderon-16	Dumalay-23	10,437
25.	Dec. 16	BOSTON	L 77- 90	8-6	6-5	14-11	L1	Bosh-17	Bosh-13	Calderon-9/Bosh-5	Pierce-18	19,800
26.	Dec. 18	@L.A. Clippers	W 80- 77	8-6	7-5	15-11	W1	Bosh-24	Bosh-9	Calderon-9	Maggette-22	14,455
27.	Dec. 19	@Portland	L 96-101	8-6	7-6	15-12	L1	Calderon-19	Bosh-11	Calderon-9	Yao-25	16,066
28.	Dec. 21	@Seattle	L115-123	8-6	7-7	15-13	L2	Bosh-26	Bosh-13	Calderon-16	Durant-27	13,661
29.	Dec. 22	@Phoenix	L103-122	8-6	7-8	15-14	L3	Bosh-42	Bosh-13	Calderon-16	Barbosa-31	18,422
30.	Dec. 28	@San Antonio	W 83- 73	8-6	8-8	16-14	W1	Kapone-15	Humphries-11	Calderon-5	Finley-20	16,797
31.	Dec. 29	@Houston	L 79- 91	8-6	8-9	16-15	L1	Bosh-19	Bosh-12	Calderon-10	Yao-25	16,103
32.	Dec. 31	@New Orleans	W 97- 92	8-6	9-9	17-15	W1	Bosh-29	Moon-10	Calderon-12	West-33	11,444
33.	Jan. 4	DETROIT	L 85-101	8-7	8-9	17-16	L1	Bargnani-25	Bosh-16	Calderon-9	Hamilton-22	19,800
34.	Jan. 6	CLEVELAND	L 90- 93	8-8	9-9	17-17	L2	Bosh-23	Parker-9	Calderon-9	James-39	19,800
35.	Jan. 9	PHILADELPHIA	W109- 96	9-8	9-9	18-17	W1	Parker-22	Moon-9	Calderon-9	Green-19	18,067
36.	Jan. 11	@New York	W 98- 90	9-8	10-9	19-17	W2	Bosh-10	Bosh-11	Calderon-8	Crawford-27	17,456
37.	Jan. 13	PORTLAND	W116-109(OT)	10-8	10-9	20-17	W3	Bosh-38	Bosh-14	Calderon-10	Roy-33	19,800
38.	Jan. 15	@Detroit	L 89-103	10-8	10-10	20-18	L1	Bosh-16	Bosh-11	Calderon-5	Hamilton-39	22,076
39.	Jan. 16	SACRAMENTO	W116- 91	11-8	10-10	21-18	W1	Bosh-31	Bosh-9	Calderon-14	Martin-22	17,760
40.	Jan. 18	ATLANTA	W 89- 78	12-8	10-10	22-18	W2	Bosh-35	Bosh-9	Calderon-9	J. Johnson-25	19,800
41.	Jan. 19	@Philadelphia	L 95- 99	12-8	11-11	22-19	L1	Bosh-25	Bosh/Moon-9	Calderon-11	Green-23	13,853
42.	Jan. 23	@Boston	W114-112	12-8	11-11	23-19	W1	Calderon-24	Bosh/Bargnani-7	Calderon-13	Garrett-26	18,624
43.	Jan. 25	MILWAUKEE	W106- 75	13-8	11-11	24-19	W2	Bosh-32	Bosh/Bargnani-7	Calderon-12	Redd/Villanueva-12	19,800
44.	Jan. 29	@Washington	L104-108(OT)	13-8	11-12	24-20	L1	Bosh-37	Bosh-12	Calderon-13	Janissian-24	12,805
45.	Jan. 30	WASHINGTON	W122- 83	14-8	11-12	25-20	W1	Bargnani-19	Nesterovic-8	Calderon-11	Stevenson-16	19,800
46.	Feb. 1	L.A. LAKERS	L101-121	14-9	11-12	25-21	L1	Bargnani-28	Bosh-15	Dixon-5	Bryant-46	19,800
47.	Feb. 4	@Miami	W114- 82	14-9	12-12	26-21	W1	Bosh-24	Moon-9	Calderon-10	Wright-17	19,600
48.	Feb. 8	L.A. CLIPPERS	L 98-102	14-10	12-12	26-22	L1	Bosh-29	Bosh-12	Calderon-14	Maggette-35	19,800
49.	Feb. 10	@Minnesota	W105- 82	14-10	13-12	27-23	W1	Bargnani-16	Bosh/Deflino-9	Ford-13	Jefferson-18	13,785
50.	Feb. 11	SAN ANTONIO	L 88- 93	14-11	13-12	27-23	L1	Calderon-27	Bosh/Deflino/Moon-8	Calderon-6	Ginobili-34	19,800
51.	Feb. 13	NEW JERSEY	W109- 91	15-11	13-12	28-23	W1	Bosh-27	Bosh/Deflino-9	Calderon-12	Carter/Jefferson-15	19,800
52.	Feb. 20	ORLANDO	W127-110	16-11	13-12	29-23	W2	Bosh-40	Moon-12	Calderon-13	Howard-37	19,800
53.	Feb. 22	@New York	L 99-103	16-11	13-13	29-24	L1	Bosh-23	Bosh/Moon-8	Calderon-6	Crawford-43	19,763
54.	Feb. 24	NEW YORK	W115- 92	17-11	13-13	30-24	W1	Bargnani-25	Nesterovic/Moon-8	Calderon-6	Crawford-26	19,800
55.	Feb. 25	@Indiana	W102- 98	17-11	14-13	31-24	W2	Bosh-24	Parker-11	Ford-7	Daniels/Granger-20	10,468
56.	Feb. 27	MINNESOTA	W107- 85	18-11	14-13	32-24	W3	Bosh-28	Bosh/Moon-7	Calderon-23	Jefferson-23	18,325
57.	Feb. 29	INDIANA	L111-122	18-12	14-13	32-25	L1	Bargnani-27	Bargnani-9	Calderon-11	Dumalay-36	19,800
58.	Mar. 2	@Charlotte	L 98-110	18-12	14-14	32-26	L2	Parker-24	Humphries/Parker-6	Calderon-10	Richardson-30	12,083
59.	Mar. 4	@Orlando	L 87-102	18-12	14-16	32-27	L3	Ford-20	Deflino/Parker-9	Calderon/Delfino-3	Turkoglu-24	17,519
60.	Mar. 5	@Miami	W108- 83	18-12	15-16	33-27	W1	Nesterovic-16	Nesterovic-16	Calderon-13	Banks-21	19,143
61.	Mar. 7	WASHINGTON	L106-110(OT)	18-13	15-16	33-28	L1	Bargnani-27	Nesterovic-12	Calderon-9	Janissian-25	19,800
62.	Mar. 9	SEATTLE	W114-106	19-13	15-15	34-28	W1	Parker-23	Bargnani-7	Nesterovic-6	Wilcox-28	19,800
63.	Mar. 11	@L.A. Lakers	L108-117	19-13	15-16	34-29	L1	Ford-28	Nesterovic-8	Calderon/Bargnani-6	Bryant-34	18,997
64.	Mar. 12	@Golden State	L108-117	19-13	15-17	34-30	L2	Ford-23	Ford-23	Ford-8	Fike-33	19,596
65.	Mar. 14	@Denver	L105-137	19-13	15-18	34-31	L3	Parker-19	Moon/Deflino-7	Calderon-7	Jefferson-28	17,852
66.	Mar. 16	@Sacramento	L100-106	19-13	15-19	34-32	L4	Kapone-26	Nesterovic-8	Calderon-9	Martin-32	13,963
67.	Mar. 17	@Utah	L 79- 96	19-13	15-20	34-33	L5	Calderon-16	Nesterovic-12	Calderon-7	Williams-21	19,800
68.	Mar. 19	MIAMI	W 96- 54	20-13	15-20	35-33	W1	Bargnani/Parker-14	Moon-10	Calderon-10	Quinn-14	19,800
69.	Mar. 21	@Cleveland	L 83- 90	20-13	15-21	35-34	L1	Bosh-24	Moon-14	Ford-5	James-29	20,562
70.	Mar. 23	DENVER	L100-109	20-14	15-21	35-35	L2	Bosh/Calderon-17	Moon-15	Bosh-9	Iverson-35	19,800
71.	Mar. 26	DETROIT	W 89- 82	21-14	15-21	36-35	W1	Bosh-21	Nesterovic-9	Ford-9	Billups-24	19,800
72.	Mar. 28	NEW YORK	W103- 95	22-14	15-21	37-35	W2	Bosh-29	Bosh/Deflino-10	Ford-8	Crawford-26	19,800
73.	Mar. 30	NEW ORLEANS	L111-118	22-15	15-21	37-36	L1	Bosh-21	Bosh/Humphries-7	Calderon-11	West-32	19,800
74.	Mar. 31	@Charlotte	W104-100	22-15	16-21	38-36	W1	Bosh-32	Nesterovic-11	Ford-7	Richardson-26	12,188
75.	Apr. 2	@Atlanta	L120-127(OT)	22-15	16-22	38-37	L1	Bosh-24	Deflino-11	Ford-13	J. Johnson-28	14,691
76.	Apr. 4	CHARLOTTE	L100-105	22-16	16-22	38-38	L2	Bosh/Nesterovic-23	Nesterovic-10	Ford-14	Richardson-27	19,800
77.	Apr. 5	@New Jersey	L 90- 99	22-16	16-23	38-39	L3	Nesterovic-22	Nesterovic-14	Bosh-6	Carter-32	15,927
78.	Apr. 9	MILWAUKEE	W111- 93	23-16	16-23	39-39	W1	Bosh-32	Bosh-11	Calderon-12	Villanueva-38	18,569
79.	Apr. 11	NEW JERSEY	W113- 85	24-16	16-23	40-39	W2	Deflino-24	Bosh-9	Calderon-10	Stucky-18	19,800
80.	Apr. 13	@Detroit	L 84- 91	24-16	16-24	40-40	L1	Bosh-30	Bosh-10	Ford-8	Stucky-18	22,076
81.	Apr. 14	MIAMI	W 91- 75	25-16	16-24	41-40	W1	Nesterovic-20	Parker/Bargnani/Nesterovic-7	Calderon-11	Cook-22	18,855
82.	Apr. 16	@Chicago	L 97-107	25-16	16-25	41-41	L1	Ford-18	Humphries-7	Calderon-8	Thomas-26	21,909

NO.	DATE	OPPONENT	TOR/OPP	HOME	ROAD	TOTAL	SK	HIGH SCORING	HIGH REBOUNDS	HIGH ASSISTS	OPPONENT PTS	ATTENDANCE
1.	Apr. 20	@Orlando	L100-114	0-0	0-1	0-1	L1	Parker-24	Nesterovic-8	Calderon-8	Howard-25	17,519
2.	Apr. 22	@Orlando	L103-104	0-0	0-2	0-2	L2	Bosh-29	Bosh-10	Ford/Bosh-6	Howard-29	17,519
3.	Apr. 24	ORLANDO	W108- 94	1-0	0-2	1-2	W1	Ford-21	Moon-10	Calderon-13	Turkoglu-26	20,023
4.	Apr. 26											



FRONT ROW (L-R): Luke Jackson, Juan Dixon, Joey Graham, Anthony Parker, T.J. Ford, Bryan Colangelo, Sam Mitchell, Maurizio Gherardini, Darrick Martin, Jose Calderon, Morris Peterson, Pape Sow, Kris Humphries. **BACK ROW (L-R):** Bob Peterson, Dave Hopla, Wayne Embry, Marc Eversley, Jorge Garbajosa, Rasha Nesterovic, Chris Bosh, Andrea Bargnani, Uros Slokar, Jim Todd, Alex English, Jay Triano.

2006-07 SEASON NOTES:

- The Raptors finished with a 47-35 record. The Raptors were 30-11 at home and 17-24 on the road. The 47 wins tied a franchise record set in 2000-01.
- The Raptors qualified for the NBA playoffs for the first time since 2001-02.
- Toronto won its first Atlantic Division title and secured home-court advantage for the first time in franchise history, finishing third in the Eastern Conference.
- Toronto's .667 winning percentage after January 1 led the Eastern Conference.
- Toronto averaged 99.5 points a game (third highest in franchise history), while allowing 98.5.
- Toronto averaged 22.2 assists per game to finish 10th in the NBA. It is the team's highest assist rate since 2000-01 (24.4).
- Overall, the Raptors placed ninth in the NBA in three-point shooting with a .363 (531-for-1464) mark.

PLAYER	G			FIELD GOALS			3-POINT FG			FREE THROWS			REBOUNDS			AST	PF	DQ	STL	TO	BLK	PTS	AVG
	GS	MIN	FG	FBA	PCT	FG	FBA	PCT	FT	FBA	PCT	OFF	DEF	TOT									
Bosh	69	69	2658	543	1094	.496	12	35	.343	463	590	.785	186	555	741	175	163	0	39	179	90	1561	22.6
Ford	75	71	2243	393	902	.436	21	69	.304	240	293	.819	53	183	236	595	186	3	101	231	8	1047	14.0
Parker	73	73	2437	328	687	.477	115	261	.441	132	158	.835	60	223	283	153	135	0	73	71	11	903	12.4
Bargnani	65	2	1629	267	625	.427	100	268	.373	117	142	.824	52	203	255	50	180	0	32	107	53	751	11.6
Dixon (TOT)	81	6	1926	299	703	.425	79	226	.350	101	116	.871	27	131	158	123	177	0	76	101	9	778	9.6
Dixon (TOR)	26	5	683	110	259	.425	27	83	.325	41	44	.932	11	62	73	41	65	0	27	24	2	288	11.1
Peterson	71	12	1515	222	517	.429	106	295	.359	84	123	.683	32	205	237	47	126	0	45	53	12	634	8.9
Calderon	77	11	1614	263	505	.521	25	75	.333	117	143	.818	21	113	134	387	136	0	63	110	5	668	8.7
Garbajosa	67	60	1909	222	529	.420	66	193	.342	57	78	.731	48	282	330	125	90	0	78	64	15	567	8.5
Jones	39	9	870	96	249	.386	32	101	.317	73	88	.830	16	66	82	55	80	3	30	50	12	297	7.6
Graham	79	21	1319	192	388	.495	9	31	.290	110	131	.840	55	193	248	44	161	1	30	49	4	503	6.4
Nesterovic	80	73	1676	230	421	.546	0	1	.000	34	50	.680	115	245	360	74	193	3	37	56	84	494	6.2
Humphries	60	2	670	87	185	.470	0	0	---	53	79	.671	78	109	187	18	98	0	14	32	21	227	3.8
Jackson (TOT)	13	2	138	19	43	.442	5	17	.294	5	9	.556	2	8	10	13	15	0	5	7	1	48	3.7
Jackson (TOR)	10	2	122	18	35	.514	4	13	.308	5	9	.556	2	7	9	9	12	0	5	6	1	45	4.5
Martin	31	0	220	33	94	.351	13	37	.351	15	21	.714	2	10	12	43	22	0	3	12	0	94	3.0
Slokar	20	0	72	14	26	.538	1	2	.500	9	13	.692	7	7	14	1	11	0	1	9	2	38	1.9
Tucker	17	0	83	11	22	.500	0	0	---	8	14	.571	11	12	23	3	12	0	2	6	0	30	1.8
Sow	7	0	34	3	9	.333	0	0	---	4	6	.667	6	5	11	2	2	0	1	1	1	10	1.4
RAPTORS	82	-19755	3032	6547	.463	531	1464	.363	1562	1982	.788	755	2480	3235	1822	1672	10	581	1104	321	8157	99.5	
OPPONENTS	82	-19755	3051	6593	.463	533	1491	.357	1441	1911	.754	848	2641	3489	1742	1786	11	489	1241	317	8076	98.5	

PLAYER	SINGLE-GAME HIGHS							AVERAGE PER GAME							CAREER HIGHS (C=SET, T=TIRED THIS SEASON)							
	MIN	REB	AST	ST	TO	BL	PTS	MIN	REB	AST	STL	TO	BLK	PTS	FG	FBA	FT	FBA	REB	AST	STL	PTS
Bosh	48	22	7	4	7	6	41	38.5	10.7	2.5	0.57	2.6	1.30	22.6	16	26	17	181	227	8	41C	
Ford	47	9	18	4	8	1	28	29.9	3.1	7.9	1.35	3.1	0.11	14.0	12C	23C	11T	15	11	18C	34	
Parker	46	9	7	4	5	2	27	33.4	3.9	2.1	1.00	1.0	0.15	12.4	9C	17C	6C	7C	9C	7C	27C	
Bargnani	39	11	4	4	5	6	23	25.1	3.9	0.8	0.49	1.6	0.82	11.6	8C	18C	7C	9C	11C	4C	23C	
Dixon (TOT)	38	7	5	4	4	2	24	23.8	2.0	1.5	0.94	1.2	0.11	9.6	13	26	10	11	9	7	30	
Dixon (TOR)	37	7	5	3	3	1	24	26.3	2.8	1.6	1.04	0.9	0.08	11.1								
Peterson	39	13	3	2	2	2	23	21.3	3.3	0.7	0.63	0.7	0.17	8.9	13	27	10	12	14	8	38	
Calderon	42	6	12	4	7	1	24	21.0	1.7	5.0	0.82	1.4	0.06	8.7	10C	17C	8	9	9	13	24C	
Garbajosa	43	12	7	4	5	2	22	28.5	4.9	1.9	1.16	1.0	0.22	8.5	9C	17C	5C	6C	12C	7C	22C	
Jones	38	6	6	3	4	2	23	22.3	2.1	1.4	0.77	1.3	0.31	7.6	12	25	10	15	10	8	31	
Graham	41	12	5	2	3	1	19	16.7	3.1	0.6	0.38	0.6	0.05	6.4	8C	18	10C	11C	12C	5T	19T	
Nesterovic	40	10	6	2	3	5	16	21.0	4.5	0.9	0.46	0.7	1.05	6.2	12	23	6	9	15	6T	24	
Humphries	33	18	3	2	3	3	16	11.2	3.1	0.3	0.23	0.5	0.35	3.8	7T	12	5T	8	18C	4	17	
Jackson (TOT)	39	4	5	2	4	1	30	10.6	0.8	1.0	0.38	0.5	0.08	3.7	12C	16C	8	10	4T	5C	30C	
Jackson (TOR)	39	4	5	2	4	1	30	12.2	0.9	0.9	0.50	0.6	0.10	4.5								
Martin	24	3	10	1	2	0	14	7.1	0.4	1.4	0.10	0.4	0.00	3.0	10	21	15	15	6	13	38	
Slokar	30	3	1	1	2	2	18	3.6	0.7	0.1	0.05	0.5	0.10	1.9	7C	10C	3C	4C	3C	1C	18C	
Tucker	20	9	3	1	1	0	12	4.9	1.4	0.2	0.12	0.4	0.00	1.8	5C	8C	3C	5C	9C	3C	12C	
Sow	25	8	2	1	1	1	5	4.9	1.6	0.3	0.14	0.1	0.14	1.4	5	9	5	6	15	2C	13	
RAPTORS	265	55	32	13	19	9	123	240.9	39.5	22.2	7.09	13.5	3.91	99.5	50	113	41	49	65	39	129	
OPPONENTS	265	58	31	12	24	12	129	240.9	42.5	21.2	5.96	15.1	3.87	98.5	61	109	46	60	68	44	152	

NO.	DATE	OPPONENT	TOR/OPP	HOME	ROAD	TOTAL	SK	HIGH SCORING	HIGH REBOUNDS	HIGH ASSISTS	OPPONENT PTS	ATTENDANCE
1.	Nov. 1	@ New Jersey	L 92-102	0-0	0-1	0-1	L1	Parker-22	Tied with-5	Ford-7	Carter-25	18,646
2.	Nov. 3	MILWAUKEE	W 109-92	1-0	0-1	1-1	W1	Bosh-26	Bosh-15	Ford-11	Bogut-18	19,532
3.	Nov. 5	SAN ANTONIO	L 94-105	1-1	0-1	1-2	L1	Bosh-19	Bosh-17	Ford-5	Duncan-26	18,686
4.	Nov. 8	PHILADELPHIA	W 101-94	2-1	0-1	2-2	W1	Bosh-22	Bosh-14	Ford-7	Iversen-35	15,833
5.	Nov. 10	ATLANTA	L 102-111	2-2	0-1	2-3	L1	Bosh-19	Bosh-17	Ford-11	J. Johnson-34	14,980
6.	Nov. 12	@ Sacramento	L 92-107	2-2	0-2	2-4	L2	Bosh-19	Bosh-7	Ford-7	Martin-26	17,317
7.	Nov. 14	@ Golden State	L 99-110	2-2	0-3	2-5	L3	Bosh-23	Bosh-22	Ford-6	Davis/Dunleavy-22	16,182
8.	Nov. 17	@ L.A. Lakers	L 100-107	2-2	0-4	2-6	L4	Bosh/Peterson-20	Bosh-10	Ford/Jones-6	Bryant-31	18,997
9.	Nov. 18	@ Denver	L 109-117	2-2	0-5	2-7	L5	Bosh-31	Garbajosa-10	Ford-18	Anthony-34	15,531
10.	Nov. 20	@ Utah	L 96-101	2-2	0-6	2-8	L6	Bosh-17	Bosh-11	Ford-5	Bozer-35	18,881
11.	Nov. 22	CLEVELAND	W 95-87	3-2	0-6	3-8	W1	Bosh-25	Bosh-14	Bosh-6	James-30	19,800
12.	Nov. 24	@ Atlanta	L 93-97	3-2	0-7	3-9	L1	Ford-25	Garbajosa-12	Ford-12	J. Johnson-27	16,630
13.	Nov. 26	INDIANA	W 92-83	4-2	0-7	4-9	W1	Bosh-17	Bosh-11	Ford-6	Jackson/Granger-18	18,075
14.	Nov. 28	@ NO/OKLA. CIT	W 94-77	4-2	1-7	5-9	W2	Bosh/Parker-19	Bosh-14	Calderon-4	Paul-16	15,647
15.	Nov. 29	@ Dallas	L 98-117	4-2	1-8	5-10	L1	Bosh/Parker-18	Bosh-11	Calderon-4	Howard-26	19,975
16.	Dec. 1	BOSTON	W 105-102	5-2	1-9	6-10	W1	Bosh-25	Bosh-11	Ford-13	Peck-27	16,662
17.	Dec. 2	@ New York	L 103-100	5-2	2-9	7-10	W2	Bosh-26	Bosh-13	Ford-10	Curry-27	17,525
18.	Dec. 6	@ Cleveland	W 91-95	5-2	2-9	7-11	L1	Bosh/Parker-18	Bosh-12	Ford-10	James-26	20,119
19.	Dec. 8	@ Chicago	L 90-93	5-2	2-10	7-12	L2	Garbajosa-17	Bosh-12	Calderon-9	Deng-25	21,797
20.	Dec. 10	PORTLAND	L 83-93	5-3	2-10	7-13	L3	Peterson-23	Garbajosa-7	Ford-6	Webster/Jack-22	15,542
21.	Dec. 11	@ Miami	L 77-99	5-3	2-11	7-14	L4	Parker-18	Humphries-7	Ford-12	Wade-37	19,600
22.	Dec. 13	@ Orlando	W 91-84	5-3	3-11	8-14	W1	Bargnani-23	Nesterovic-10	Ford-5	Aroyo-22	15,417
23.	Dec. 15	NEW JERSEY	W 90-78	6-3	3-11	9-14	W2	Ford-17	Ford/Graham-9	Ford-13	Adams-13	19,897
24.	Dec. 17	GOLDEN STATE	W 120-115	7-3	3-11	10-14	W3	Peterson-23	Garbajosa-11	Ford-14	Ellis-28	16,035
25.	Dec. 19	@ Phoenix	L 98-115	7-3	3-12	10-15	L1	Jones-19	Tucker-9	Ford-9	Stoudemire-28	18,422
26.	Dec. 20	@ L.A. Dipper	W 98-96	7-3	4-12	11-15	W1	Ford-23	Bargnani/Nesterovic-7	Ford-9	Brand-24	17,862
27.	Dec. 22	@ Portland	W 101-100(OT)	7-3	5-12	12-15	W2	Ford-23	Parker-8	Ford-10	Randolph-20	15,220
28.	Dec. 23	@ Seattle	L 97-110	7-3	5-13	12-16	L1	Ford-24	Nesterovic/Garbajosa-7	Calderon-10	Allen-28	14,611
29.	Dec. 27	MINNESOTA	W 100-97	8-3	5-13	13-16	W1	Ford-28	Garbajosa-10	Ford-10	Garnett-24	19,800
30.	Dec. 29	CHICAGO	L 97-107	8-4	5-13	13-17	L1	Ford-20	Nesterovic-9	Garbajosa-7	Deng-25	19,800
31.	Dec. 30	@ Memphis	L 104-110	8-4	5-14	13-18	L2	Peterson-19	Nesterovic-9	Martin-10	Miller-27	15,119
32.	Jan. 3	PHOENIX	L 98-100	8-5	5-14	13-19	L3	Bosh-26	Bosh-14	Calderon-6	Bell-17	20,063
33.	Jan. 5	ATLANTA	W 105-92	9-5	5-14	14-19	W1	Bosh-21	Nesterovic-9	Calderon-12	M. Williams-24	17,977
34.	Jan. 7	WASHINGTON	W 116-111	10-5	5-14	15-19	W2	Bosh-24	Bosh-15	Parker-6	Arenas-33	17,981
35.	Jan. 9	@ New Jersey	L 86-101	10-5	5-15	15-20	L1	Bargnani-22	Bosh-6	Calderon-12	Carter-32	14,729
36.	Jan. 10	@ Milwaukee	W 90-77	10-5	6-15	16-20	W1	Bosh-30	Bosh-8	Ford-10	Patterson/Bogut-17	16,432
37.	Jan. 12	@ Boston	W 95-86	10-5	7-15	17-20	W2	Bosh-27	Bosh/Nesterovic-8	Ford-6	Rondo-23	17,191
38.	Jan. 14	DALLAS	L 96-97	10-6	7-15	17-21	L1	Bosh-24	Bosh-15	Ford-10	Nowitzki-38	19,800
39.	Jan. 15	@ Philadelphia	W 104-86	10-6	8-15	18-21	W1	Bosh-27	Bosh/Parker-6	Ford-8	Igoudala-15	12,390
40.	Jan. 17	SACRAMENTO	W 101-95	11-6	8-15	19-21	W2	Peterson-22	Bosh-9	Calderon-9	Bibby-21	15,175
41.	Jan. 19	UTAH	L 94-107	11-7	8-15	19-22	L1	Bosh-23	Bosh-11	Parker/Ford-6	Ocar-27	17,384
42.	Jan. 22	CHARLOTTE	W 105-84	12-7	8-15	20-22	W1	Bosh-20	Graham-9	Calderon-11	Wallace/Felton-19	13,997
43.	Jan. 24	NO/OKLA. CITY	W 90-88	13-7	8-15	21-22	W2	Bosh-35	Parker-9	Calderon-8	Butler-19	14,173
44.	Jan. 26	BOSTON	W 96-90	14-7	8-15	22-22	W3	Bosh-26	Bosh/Garbajosa-8	Calderon-8	Jefferson-20	18,565
45.	Jan. 27	@ Indiana	L 84-102	14-7	8-16	22-23	L1	Bosh-26	Bosh-12	Calderon-10	O'Neal-21	14,263
46.	Jan. 31	WASHINGTON	W 119-109	15-7	8-16	23-23	W1	Bosh-34	Bosh-8	Calderon-11	Arenas-27	16,145
47.	Feb. 2	@ Atlanta	W 103-91	15-7	9-16	24-23	W2	Bosh-24	Bosh-10	Ford-10	J. Johnson-28	13,200
48.	Feb. 4	L.A. CLIPPERS	W 122-110	16-7	9-16	25-23	W3	Bosh-27	Bosh-7	Calderon-12	Mobley-24	17,214
49.	Feb. 7	ORLANDO	W 113-103	17-7	9-16	26-23	W4	Bosh-41	Bosh-8	Calderon/Ford-11	Howard-32	15,157
50.	Feb. 9	L.A. LAKERS	W 96-92	18-7	9-16	27-23	W5	Bosh-29	Bosh-11	Ford-11	Bryant-25	20,012
51.	Feb. 10	@ Detroit	L 92-98	18-7	9-17	27-24	L1	Ford-17	Bosh-11	Ford-11	Wallace-28	22,076
52.	Feb. 13	@ Chicago	W 112-111	19-7	10-17	28-24	W1	Bosh-25	Bosh-14	Calderon-9	Deng-30	21,776
53.	Feb. 14	NEW JERSEY	W 120-109	19-7	10-17	29-24	W2	Bosh-25	Bosh-15	Ford-10	Nashbar-26	19,800
54.	Feb. 21	CLEVELAND	L 85-86	19-8	10-17	29-25	L1	Bosh-24	Bosh-10	Ford-9	James-29	19,800
55.	Feb. 23	INDIANA	W 110-88	20-8	10-17	30-25	W1	Bosh-23	Bosh-12	Calderon-12	Tinsley-19	19,481
56.	Feb. 24	@ Charlotte	W 93-76	20-8	11-17	31-25	W2	Bosh-24	Bosh/Bargnani-11	Ford-4	Carroll/Morrison-13	17,091
57.	Feb. 26	@ San Antonio	L 91-107	20-8	11-18	31-26	L1	Bargnani-17	Bosh/Garbajosa-9	Calderon-8	Parker-27	18,563
58.	Feb. 28	@ Houston	W 106-90	20-8	12-18	32-26	W1	Bargnani-20	Bosh-9	Calderon/Ford/Bosh-6	McGrady-22	14,071
59.	Mar. 2	MILWAUKEE	L 81-94	20-9	12-18	32-27	L1	Bargnani-16	Bosh-10	Ford-11	Redd-21	18,816
60.	Mar. 3	@ Cleveland	L 97-120	20-9	12-19	32-28	L2	Bosh-25	Ford-7	Ford-7	James-36	20,562
61.	Mar. 6	@ Washington	L 108-129	20-9	12-20	32-29	L3	Bosh-25	Humphries-5	Ford-6	Arenas/Jamison-25	15,529
62.	Mar. 7	MEMPHIS	W 94-87	21-9	12-20	33-29	W1	Bosh-19	Bosh-9	Calderon-9	Miller-19	19,800
63.	Mar. 11	SEATTLE	W 120-119(OT)	22-9	12-20	34-29	W2	Bosh-27	Bosh-10	Ford-13	Allen-36	16,940
64.	Mar. 12	@ Milwaukee	W 108-93	22-9	12-20	35-29	W3	Bosh-25	Bosh-10	Ford-9	Redd-29	13,411
65.	Mar. 14	NEW YORK	W 105-94	23-9	12-20	36-29	W4	Bosh-22	Bosh-8	Ford-18	Marbury-31	19,800
66.	Mar. 16	HOUSTON	L 100-114	23-10	13-20	36-30	L1	Ford-18	Bosh-19	Ford-10	McGrady-24	20,102
67.	Mar. 18	@ New York	L 74-92	23-10	13-21	36-31	L2	Bosh-21	Humphries-9	Ford-3	Marbury-21	19,763
68.	Mar. 21	ORLANDO	W 92-85	24-10	13-21	37-31	W1	Bosh-34	Bosh-16	Ford-12	Hill-24	18,326
69.	Mar. 23	DENVER	W 121-94	25-10	13-21	38-31	W2	Peterson-23	Garbajosa-9	Ford-14	Smith/Kleiza-20	20,120
70.	Mar. 26	@ Boston	L 87-95	25-10	13-22	38-32	L1	Ford-28	Bosh-11	Pierce-23	Pierce-23	14,708
71.	Mar. 28	MIAMI	W 96-83	26-10	13-22	39-32	W1	Parker-20	Bosh-18	Ford-9	O'Neal-17	19,800
72.	Mar. 30	@ Washington	W 123-118(OT)	26-10	14-22	40-32	W2	Bosh-37	Bosh-14	Calderon-8	Arenas-34	20,173
73.	Apr. 1	CHARLOTTE	W 107-94	27-10	14-22	41-32	W3	Bosh-24	Bosh-16	Ford-8	Herrmann-22	19,023
74.	Apr. 3	@ Miami	L 89-92	27-10	14-23	41-33	L1	Bosh-24	Bosh-11	Ford-7	O'Neal/Haslem-16	19,600
75.	Apr. 4	@ Orlando	W 111-108	27-10	15-23	42-33	W1	Bosh-28	Bosh-10	Ford-8	Turkoglu-37	16,811
76.	Apr. 27	@ Philadelphia	W 94-85	27-10	15-23	42-33	W2	Bosh-23	Bosh-10	Ford/Calderon-6	Gordon-27	17,666
77.	Apr. 8	CHICAGO	W 103-89	28-10	15-23	44-33	W5	Parker-27	Bosh-11	Ford-11	Gordon-27	19,800
78.	Apr. 9	@ Minnesota	W 111-100	28-10	17-23	45-33	W4	Parker-24	Bosh-13	Ford-10	Davis-28	15,561
79.	Apr. 13	DETROIT	W 87-84	29-10	17-23	46-33	W5	Parker-21	Humphries-18	Ford-10	Hamilton-24	19,800
80.	Apr. 15	NEW YORK	W 107-105	30-10	17-23	47-33	W6	Bosh-23	Bosh-8	Bosh-7	Curry-30	19,800
81.	Apr. 17	@ Detroit	L 84-100	30-10	17-24	47-34	L1	Slokar-18	Peterson-13	Martin-8	Murray-16	22,076
82.	Apr. 18	PHILADELPHIA	L 119-122	30-11	17-24	47-35	L2	Jackson-30	Bosh-9	Ford-10	Green-37	17,240

NO.	DATE	OPPONENT	TOR/OPP	HOME	ROAD	TOTAL	SK	HIGH SCORING	HIGH REBOUNDS	HIGH ASSISTS	OPPONENT PTS	ATTENDANCE
1.	Apr. 21	NEW JERSEY	L 91-96	0-1	0-0	0-1	L1	Bosh-22	Nesterovic-10	Calderon-8	Jefferson-28	20,330
2.	Apr. 24	NEW JERSEY	W 89-83	1-1	0-0	1-1	W1	Parker-26	Bosh-13	Ford-6	Carter-19	20,239
3.	Apr. 27	@ New Jersey	L 89-102	1-1	0-1	1-2	L1	Ford-27	Ford-8	Ford-7	Carter-37	17,147
4.	Apr. 29	@ New Jersey	L 81-102	1-1	0-2	1-3	L2	Bargnani-16	Bosh-10	Ford-5	Carter-27	20,032
5.	May 1	NEW JERSEY	W 98-96	2-1	0-2	2-3	W1					

2005-06 REVIEW



FRONT ROW (L-R): Antonio Davis, Matt Bonner, Eric Williams, Jose Calderon, Mike James, Morris Peterson, Darrick Martin, Alvin Williams, Joey Graham, Pape Sow, Rafael Araujo. **BACK ROW (L-R):** Peter Gibson, Paul Elliott, Kevin DiPietro, Bob Peterson, Gene Keady, Jim Todd, Sam Mitchell, Wayne Embry, Charlie Villanueva, Chris Bosh, Loren Woods, Alex English, Jay Triano, Greg Spratt, Keith D'Amelio, Ray Chow, Rory Mullin.

2005-06 SEASON NOTES:


- The Raptors finished with a 27-55 record. The Raptors were 15-26 at home and 12-29 on the road.
- Toronto lost 15 of its first 16 games; including a franchise high nine games to start a season. They averaged a franchise-best 101.1 points per game.
- Toronto ranked fourth in the league in scoring (101.1) and second in fewest turnovers, averaging 13.06 per game.
- The Raptors set a franchise record with a .791 free throw percentage (second in the league) on a franchise-best 1,653 free throws made.
- Toronto shot .375 from beyond the arc – the second-highest three-point percentage in team history and seventh in the NBA.
- General Manager Rob Babcock was relieved of his duties January 26, 2006 and Special Advisor to the President, Wayne Embry was named Interim General Manager.
- On February 3, 2006, Toronto acquired Antonio Davis in exchange for Jalen Rose, a future first-round draft choice and an undisclosed amount of cash.
- Bryan Colangelo was introduced as President and General Manager of the Toronto Raptors on February 28, 2006.

PLAYER	G			FIELD GOALS			3-POINT FG			FREE THROWS			REBOUNDS			AST	PF	DQ	STL	TO	BLK	PTS	AVG
	G	GS	MIN	FG	FBA	PCT	FG	FBA	PCT	FT	FITA	PCT	OFF	DEF	TOT								
Bosh	70	70	2751	549	1087	.505	0	13	.000	474	581	.816	204	443	647	181	209	3	90	157	79	1572	22.5
James	79	79	2925	576	1228	.469	169	382	.442	283	338	.837	45	217	262	460	214	1	72	206	3	1604	20.3
Peterson	82	77	3140	478	1096	.436	177	448	.395	241	294	.820	65	316	361	190	223	2	104	126	15	1374	16.8
Villanueva	81	36	2361	435	940	.463	70	214	.327	113	100	.706	181	340	521	88	247	4	60	99	63	1053	13.0
Rose	46	22	1236	180	446	.404	31	115	.270	106	217	.765	15	114	129	113	101	3	20	65	10	557	12.1
Bonner	78	6	1710	208	467	.448	102	243	.420	63	76	.829	86	198	284	56	216	2	49	32	31	583	7.5
Graham	80	24	1581	198	414	.478	29	87	.333	108	133	.812	57	187	244	60	228	4	31	92	13	533	6.7
Calderon	64	11	1487	132	312	.423	7	43	.163	78	92	.848	30	111	141	289	93	0	42	101	4	349	5.5
Davis (TOT)	44	39	940	82	190	.432	0	1	.000	32	81	.642	90	118	208	21	125	0	23	51	10	216	4.9
Davis (TOR)	8	8	191	14	31	.452	0	0	—	7	20	.350	15	21	36	7	26	0	3	8	1	35	4.4
Barrett (TOT)	19	0	282	38	104	.365	2	14	.143	9	12	.750	9	16	25	52	13	0	10	15	0	87	4.6
Barrett (TOR)	17	0	251	35	97	.361	2	13	.154	6	9	.667	8	14	22	50	12	0	10	14	0	78	4.6
Sow	42	25	590	53	123	.431	0	0	—	41	57	.719	54	92	146	8	116	2	21	30	19	147	3.5
E. Williams	40	11	352	29	75	.387	5	18	.278	28	38	.737	10	40	50	15	55	0	7	15	2	81	3.3
Martin	40	0	339	34	97	.351	16	40	.400	18	24	.750	2	18	20	57	42	0	17	15	0	102	2.6
Araujo	52	34	601	53	145	.366	0	1	.000	15	28	.536	43	101	144	15	104	0	24	42	6	121	2.3
Woods	27	4	324	28	59	.475	0	1	.000	6	14	.429	44	65	110	4	49	0	9	16	23	62	2.3
Aa. Williams	14	3	99	10	19	.526	0	0	—	5	6	.833	5	10	15	1	28	0	4	5	3	25	1.8
Al. Williams	1	0	10	0	3	.000	0	2	.000	1	2	.500	0	3	3	0	0	0	0	0	0	1	1.0
RAPTORS	82	-	19955	3013	6839	.454	608	1620	.375	1653	2089	.791	864	2291	3155	1953	1965	21	529	1071	272	8287	101.1
OPPONENTS	82	-	19955	3164	6448	.491	508	1363	.373	1696	2287	.748	635	2539	3374	1938	1834	10	518	1165	359	8532	104.0

PLAYER	SINGLE-GAME HIGHS					AVERAGE PER GAME					CAREER HIGHS (C-SET, T-TIED)										
	MIN	REB	AST	STL	BLK	PTS	MIN	REB	AST	STL	BLK	PTS	FG	FBA	FT	FITA	REB	AST	PTS		
Bosh	51	17	8	3	6	4	37	39.3	9.2	2.6	0.71	2.2	1.13	22.5	16c	26c	17c	18	22	8c	37c
James	48	11	13	5	6	1	39	37.0	3.3	5.8	0.91	2.6	0.04	20.3	15c	28c	18c	18c	11c	13c	39c
Peterson	54	11	7	8	5	2	38	38.3	4.6	2.3	1.27	1.5	1.18	16.8	13c	27c	10c	12	14	8	38c
Villanueva	53	18	4	4	4	4	48	29.1	6.4	1.1	0.74	1.2	0.79	13.0	20c	32c	5c	8c	18c	4	48c
Rose	44	7	7	3	5	1	31	26.9	2.8	2.5	0.43	1.4	0.22	12.1	18	34	15	18	14	20	44
Bonner	37	13	4	4	3	3	16	21.9	3.6	0.7	0.63	0.4	0.40	7.5	9	14c	6c	6c	13c	4c	21
Graham	43	9	5	3	4	3	19	19.8	3.1	0.8	0.46	1.2	0.16	6.7	7c	18c	7c	8c	9c	5c	19c
Calderon	43	9	13	3	6	1	20	23.2	2.2	4.5	0.66	1.6	0.06	5.5	6c	11c	8c	9c	9c	13c	20c
Davis (TOT)	37	14	3	2	3	2	16	21.4	4.7	0.5	0.52	1.2	0.23	4.9	13	22	15	17	19	8	31
Davis (TOR)	37	7	3	1	2	1	8	23.9	4.5	0.9	0.38	1.0	0.13	4.4							
Barrett (TOT)	30	4	7	3	3	0	15	14.8	1.3	2.7	0.53	0.8	0.00	4.6	7c	15c	3T	4T	4T	12	15c
Barrett (TOR)	30	4	7	3	3	0	15	15.4	1.3	2.9	0.58	0.8	0.00	4.6							
Sow	35	15	1	2	4	3	13	14.0	3.5	0.2	0.50	0.7	0.45	3.5	5c	9c	5c	6c	15c	1T	13c
E. Williams	26	7	5	1	2	1	11	12.6	1.8	0.5	0.25	0.5	0.07	3.3	12	20	13	19	12	7	31
Martin	28	5	12	2	2	0	18	8.5	0.5	1.4	0.43	0.4	0.00	2.6	10	21	15	15	6	13	38
Araujo	28	9	2	2	3	1	14	11.6	2.8	0.3	0.46	0.8	0.12	2.3	7	12	5	6	14	2T	14T
Woods	24	14	1	2	2	5	9	12.0	4.1	0.1	0.23	0.6	0.85	2.3	8	12T	8	12	14T	4	18
Aa. Williams	16	6	1	2	2	2	9	7.1	1.1	0.1	0.29	0.4	0.21	1.8	11	18	9	10	19	6	27
Al. Williams	10	3	0	0	0	0	9	10.0	3.0	0.0	0.00	0.0	0.00	1.0	12	21	12	12	11	14	32
RAPTORS	290	56	31	13	23	10	129	243.4	38.5	19.4	6.45	13.1	3.32	101.1	50	113c	41	49	65	39	129c
OPPONENTS	290	58	37	15	22	14	140	243.4	41.1	23.6	6.32	14.2	4.38	104.0	61	109	46	60	68	44	182c

NO.	DATE	OPPONENT	TOR/OPP	HOME	ROAD	TOTAL	SK	HIGH SCORING	HIGH REBOUNDS	HIGH ASSISTS	OPPONENT PTS	ATTENDANCE
1.	Nov. 2	WASHINGTON	L 96-99	0-1	0-0	0-1	L1	Rose-20	Bosh-14	James-7	Jamison-29	18,106
2.	Nov. 4	NEW JERSEY	L 82-102	0-2	0-0	0-2	L2	Calderon/Peterson-20	Peterson-8	Calderon-7	Jefferson-35	18,886
3.	Nov. 5	@Detroit	L 84-117	0-2	0-1	0-3	L3	Rose-25	Bosh/Rose-7	Calderon-10	Prince-27	22,076
4.	Nov. 7	CLEVELAND	L 93-105	0-3	0-1	0-4	L4	Bosh-26	Bosh-12	Calderon-7	James-27	16,281
5.	Nov. 11	UTAH	L 84-99	0-4	0-1	0-5	L5	Bosh-19	Bosh-10	James/Calderon-4	Okur-29	15,617
6.	Nov. 13	SEATTLE	L121-125(OT)	0-5	0-1	0-6	L6	James-36	Calderon-12	James-7	Lewis-41	15,033
7.	Nov. 15	@Philadelphia	L 82-104	0-5	0-2	0-7	L7	Villanueva-27	Bosh-17	Rose-5	Iverson-34	12,211
8.	Nov. 16	PHILADELPHIA	L115-121	0-6	0-2	0-8	L8	James-38	Bosh-10	James-9	Werner-42	16,490
9.	Nov. 18	@Boston	L 93-100	0-6	0-3	0-9	L9	Bosh-24	Bosh-14	James-7	Pierce/Davis-26	17,002
10.	Nov. 20	MIAMI	W107-94	1-6	0-3	1-9	W1	Bosh-27	Bosh/Villanueva-12	Calderon-9	Madison-33	17,594
11.	Nov. 22	@Phoenix	L 82-90	1-6	0-4	1-10	L1	Bosh-23	Bosh/Villanueva-8	James-6	Moran-28	16,259
12.	Nov. 23	@LA Clippers	L100-103	1-6	0-5	1-11	L2	Bosh-24	Bosh-9	James-8	Maggette-30	15,927
13.	Nov. 25	@Sacramento	L104-106	1-6	0-6	1-12	L3	Bosh-22	Peterson-9	Rose/Calderon-6	Bibby-25	17,317
14.	Nov. 26	@Golden State	L 91-117	1-6	0-7	1-13	L4	Bosh/Peterson-21	Peterson-8	Calderon-6	Richardson-25	17,119
15.	Nov. 28	DALLAS	L 91-93	1-7	0-7	1-14	L5	Bosh-26	Bosh-10	Calderon-6	Nowitzki-29	15,789
16.	Nov. 30	MEMPHIS	L 66-92	1-8	0-7	1-15	L6	Bosh-15	Bosh-8	Calderon-7	Stoudamire-19	14,993
17.	Dec. 2	@Atlanta	W102-101	1-8	1-7	2-15	W1	Bosh-23	Villanueva-10	James-7	Johnson-24	12,261
18.	Dec. 3	@New Jersey	W 95-82	1-8	2-7	3-15	W2	Bosh-29	Bosh-13	Calderon-8	Kidd-17	14,613
19.	Dec. 6	@Washington	L111-119(OT)	1-8	2-8	3-16	L1	Bosh-27	Bosh/Calderon-9	Calderon-13	Arenas-37	12,401
20.	Dec. 7	LA LAKERS	L 91-102	1-9	2-8	3-17	L2	Bosh-22	Bosh-10	Bosh-6	Odum-19	18,821
21.	Dec. 10	@Charlotte	W111-103	1-9	3-8	4-17	W1	Bosh-20	Bosh-11	James-6	Knight-20	15,163
22.	Dec. 14	CHICAGO	L 94-105	1-10	3-8	4-18	L1	Bosh-25	Peterson-7	James/Calderon-6	Songaila-18	16,169
23.	Dec. 16	GOLDEN STATE	L 98-108	1-11	3-8	4-19	L2	Bosh-27	Villanueva-9	Calderon-11	Richardson-23	15,829
24.	Dec. 18	PHILADELPHIA	L 80-107	1-12	3-8	4-20	L3	Bosh-22	Tied with-7	Peterson-4	Igoudalis-26	18,918
25.	Dec. 19	@Orlando	W 92-90	1-12	4-8	5-20	W1	Bosh/Peterson-19	Tied with-7	Martin-7	Francis-20	12,511
26.	Dec. 21	@Houston	W 94-81	1-12	5-8	6-20	W2	James-19	Bosh-8	Peterson/Calderon-7	Haward-21	14,801
27.	Dec. 23	@San Antonio	L 90-95	1-12	5-9	6-21	L1	Rose-19	Calderon-5	Peterson-11	Duncan-27	18,797
28.	Dec. 27	@Detroit	L106-113	1-12	5-10	6-22	L2	Bosh-37	Bosh-11	Bosh-5	Hamilton-24	22,076
29.	Dec. 28	ATLANTA	W108-102	2-12	5-10	7-22	W1	Bosh/James-28	James-6	James-6	Harrington-25	18,326
30.	Dec. 30	@Indiana	W 99-97	2-12	6-10	8-22	W2	Villanueva-25	Bosh-12	James-10	Johnson-23	18,345
31.	Jan. 3	@Atlanta	W108-97	2-12	7-10	9-22	W3	James-28	Bosh-12	James-6	Johnson/Harrington/Pachula-18	10,048
32.	Jan. 4	ORLANDO	W121-97	3-12	7-10	10-22	W4	Villanueva-24	Araujo-9	James-7	Nelson-31	14,085
33.	Jan. 6	HOUSTON	W112-92	4-12	7-10	11-22	W5	James-30	Bosh-16	James-8	McGrady-37	17,460
34.	Jan. 8	NEW JERSEY	L104-105	4-13	7-10	11-23	L1	Bosh-27	Bonner-8	James-7	Carter-42	18,935
35.	Jan. 9	@Chicago	L104-113	4-13	7-11	11-24	L2	Bosh-26	Bonner-9	James-13	Hinnich-25	21,103
36.	Jan. 11	CHARLOTTE	W 95-86	5-13	7-11	12-24	W1	Bosh-29	Peterson-11	James-7	Curry-17	14,098
37.	Jan. 15	NEW YORK	W129-103	6-13	7-11	13-24	W2	Rose-31	Bosh/Villanueva-6	Calderon-10	Jones-20	17,393
38.	Jan. 17	@Utah	L 98-111	6-13	7-12	13-25	L1	Bosh-27	Bosh/Bonner-6	James/Calderon-3	Okur-29	17,831
39.	Jan. 18	@Portland	L 94-96	6-13	7-13	13-26	L2	Rose-23	Bosh-9	James-7	Randolph-22	12,315
40.	Jan. 20	@Seattle	W121-113	6-13	8-13	14-26	W1	Bosh-29	Bosh-13	Rose-7	Lewis-25	15,261
41.	Jan. 22	@LA Lakers	L104-122	6-13	8-14	14-27	L1	James-26	Bosh-8	James-10	Bryant-25	18,997
42.	Jan. 23	@Denver	L101-107	6-13	8-15	14-28	L2	James-22	Bonner-9	Bosh/James-4	Anthony-37	14,826
43.	Jan. 25	CHICAGO	L 88-104	6-14	8-15	14-29	L3	Bosh-20	Bosh-7	James-7	Dillon-26	14,198
44.	Jan. 27	@Milwaukee	L 87-108	6-14	8-16	14-30	L4	Bosh-21	Villanueva-6	Calderon-7	Simmons-18	14,867
45.	Jan. 29	SACRAMENTO	W124-123(OT)	7-14	8-16	15-30	W1	Peterson-23	Peterson-10	Calderon-5	Bibby-42	16,573
46.	Feb. 1	WASHINGTON	W117-112	8-14	8-16	16-30	W2	Bosh-33	Bosh-13	Tied with-4	Arenas-35	13,640
47.	Feb. 3	NEW YORK	W104-90	9-14	8-16	17-30	W3	Bosh-29	Villanueva-9	James-10	Curry-17	15,858
48.	Feb. 5	LA CLIPPERS	L113-115(OT)	9-15	8-16	17-31	L1	Bosh-29	Bosh-16	James-7	Prank-30	15,541
49.	Feb. 8	SAN ANTONIO	L118-125(OT)	9-16	8-16	17-32	L2	James-36	Bosh-14	James-7	Barber-32	19,284
50.	Feb. 10	@Charlotte	W 88-73	10-16	9-16	18-32	W1	Villanueva-24	Bosh/Villanueva-10	James-8	Carroll-26	17,472
51.	Feb. 12	PORTLAND	W114-81	10-16	9-16	18-32	W2	Peterson-22	Bosh/Villanueva-9	James-6	Smith-11	15,014
52.	Feb. 13	@Minnesota	W 98-94	10-16	10-16	20-32	W3	James-27	Davis/Calderon-5	James-6	Garnett-23	14,911
53.	Feb. 15	@New York	L 96-98	10-16	10-17	20-33	L1	Bosh-25	Bosh/Calderon-7	James-9	Curry-18	18,901
54.	Feb. 21	@Memphis	L 88-94	10-16	10-18	20-34	L2	Bosh-26	Villanueva-10	Calderon-7	Gasol-21	15,365
55.	Feb. 25	@Dallas	L113-115(OT)	10-16	10-19	20-35	L3	Bosh-29	Bosh-13	James-7	Nowitzki-32	19,791
56.	Feb. 27	@Miami	L 94-101	10-16	10-20	20-36	L4	James-26	Villanueva-11	Tied with-3	Wade-32	19,600
57.	Mar. 1	ATLANTA	L111-113(OT)	10-17	10-20	20-37	L5	Bosh-27	Villanueva-11	Bosh-5	Harrington/Johnson-26	15,137
58.	Mar. 4	@New Jersey	L100-105(OT)	10-17	10-21	20-38	L6	Peterson-25	Bosh/Villanueva-11	James-7	Carter-31	16,215
59.	Mar. 5	BOSTON	W111-105	11-17	10-21	21-38	W1	Peterson-27	Bosh-10	James-6	Pierce-33	16,623
60.	Mar. 7	@Cleveland	L 99-106	11-17	10-22	21-39	L1	James-31	Villanueva-12	James-8	Murray-24	18,077
61.	Mar. 8	CLEVELAND	L 97-98	11-18	10-22	21-40	L2	Peterson-31	Bosh-14	James-7	James-35	19,800
62.	Mar. 10	DENVER	L 97-108	11-18	10-22	21-41	L3	James-26	Bosh-15	Calderon-5	Miller-23	17,806
63.	Mar. 12	INDIANA	W 93-89	12-19	10-22	22-41	W1	Peterson-25	Bosh-8	James-4	Jackson-26	17,573
64.	Mar. 14	@Philadelphia	W111-97	12-19	11-22	23-41	W2	Bosh-31	Villanueva-14	Martin-12	Webber/Salmons-23	14,917
65.	Mar. 15	DETROIT	L 98-105	12-20	11-22	23-42	L1	James-24	Bosh-11	James-6	Billups-26	19,800
66.	Mar. 17	MILWAUKEE	W 97-96	13-20	11-22	24-42	W1	Bosh-27	Bosh-10	James-6	Simmons-21	17,273
67.	Mar. 21	@New York	W114-109	13-20	12-22	25-42	W2	James-37	James/Villanueva-8	James-5	Frye-19	16,131
68.	Mar. 22	@Boston	L 96-110	13-20	12-23	25-43	L1	James-31	Bosh-11	Bosh-9	Pierce-32	18,624
69.	Mar. 24	MINNESOTA	W 97-77	14-20	12-23	26-43	W1	Peterson-21	Bosh-15	James-5	Garnett-15	17,493
70.	Mar. 25	@Milwaukee	L116-125(OT)	14-20	12-24	26-44	L1	Villanueva-48	Villanueva-9	James-10	Redd-35	16,317
71.	Mar. 29	MIAMI	L 94-98	14-21	12-24	26-45	L2	Peterson-28	Villanueva-13	James-12	Wade-37	19,973
72.	Mar. 31	PHOENIX	L126-140	14-22	12-24	26-46	L3	Peterson-38	Sow-15	James-10	Barbosa-28	19,800
73.	Apr. 2	NO/DKLA CITY	L123-120(2OT)	14-23	12-24	26-47	L4	Peterson-27	Villanueva-18	James-10	Paul-24	15,079
74.	Apr. 4	BOSTON	L120-124	14-24	12-24	26-48	L5	Peterson-32	Bonner-13	Barrett/Peterson-6	Szczepaniak/Pierce-22	16,598
75.	Apr. 5	@Indiana	L103-111	14-24	12-25	26-49	L6	James-34	James/Villanueva-11	James-8	Stojakovic/Jackson-25	14,037
76.	Apr. 7	@NO/DKLA City	L 89-95	14-24	12-26	26-50	L7	James-36	Woods-10	James-4	West-19	18,854
77.	Apr. 9	CHARLOTTE	L 88-94	14-25	12-26	26-51	L8	James-32	Graham-9	James-10	Knight-19	17,679
78.	Apr. 11	@Miami	L 97-106	14-25	12-27	26-52	L9	James-32	Martin/Villanueva-5	James-6	Walker-32	19,600
79.	Apr. 12	@Orlando	L 96-103	14-25	12-28	26-53	L10	Peterson-23	Peterson/James-5	James-6	Nelson-27	15,009
80.	Apr. 14	DETROIT	W108-103	15-25	12-28	27-53	W1	James-39	Woods-11	Calderon-9	Hamilton-16	19,800
81.	Apr. 17	INDIANA	L 95-120	15-26	12-28	27-54	L1	Peterson-27	Woods-14	Calderon-8	Stojakovic-27	18,267
82.	Apr. 19	@Chicago	L106-127	15-26	12-29	27-55	L2	Peterson/Villanueva-29	Villanueva-10	Calderon-5	Gordon-24	20,364

2004-05 REVIEW



FRONT ROW (L-R): Omar Cook, Rafer Alston, Morris Peterson, Eric Williams, Aaron Williams, Jalen Rose, Chris Bosh, Donyell Marshall, Lamond Murray, Alvin Williams, Mitt Paciono. **BACK ROW (L-R):** Kevin DiPietro, Ray Chow, Paul Elliott, Micah Nori, Jim Todd, Sam Mitchell, Matt Bonner, Rafael Araujo, Loren Woods, Pape Sow, Rob Babcock, Alex English, Jay Triano, Mike McCollow, Greg Spratt, Shaun Brown, Sam Gibbs.

2004-05 SEASON NOTES:

- The Raptors finished with an identical record as the 2003-04 campaign, but they did not advance to the playoffs for a third consecutive season.
- Toronto scored a franchise-best 99.7 points per game, a 14.3-point differential from last season.
- The Raptors were 11-30 on the road.
- The Raptors played 14 of their first 21 games away from Air Canada Centre, dropping 12 of those road games, to start the season 7-14.
- Toronto ranked second in the league in three-point efficiency (.385) and third in fewest turnovers, averaging 13.26 per game.
- The Raptors set franchise records with 648 three-pointers to go along with 1,681 attempts.
- On December 17, 2004, Toronto traded franchise leading scorer guard/forward Vince Carter to New Jersey in exchange for forward Eric Williams, forward/centre Aaron Williams, centre Alonzo Mourning (since waived) and two first-round draft picks. The Raptors went 25-37 after the trade
- Forward Matt Bonner led all rookies in three-point efficiency (.424) and ranked second in field goal percentage (.533).

PLAYER	G	GS	MIN	FIELD GOALS			3-POINT FG			FREE THROWS			REBOUNDS			AST	PF	DQ	STL	TO	BLK	PTS	AVG
				FG	FBA	PCT	FG	FBA	PCT	FT	FPA	PCT	OFF	DEF	TOT								
Rose	81	65	2710	527	1159	.455	108	274	.394	333	390	.854	44	232	276	209	190	0	63	180	10	1495	18.5
Bosh	81	81	3017	473	1005	.471	3	10	.300	412	542	.760	194	524	718	153	226	3	76	187	113	1361	16.8
Carter	20	20	608	124	302	.411	19	59	.322	50	72	.694	28	38	66	61	56	0	25	22	15	317	15.9
Alston	80	78	2717	403	974	.414	139	389	.357	191	258	.740	42	237	279	514	212	0	118	170	7	1136	14.2
Peterson	82	61	2510	356	848	.420	129	335	.385	188	226	.832	71	269	340	169	119	2	91	93	18	1029	12.5
Marshall	65	2	1645	262	592	.443	151	363	.416	72	91	.791	95	333	428	81	136	0	57	42	46	747	11.5
E. Williams(TOT)	55	39	1322	142	330	.430	28	73	.384	112	161	.696	44	128	172	92	147	2	38	60	4	424	7.7
E. Williams(TOR)	18	18	583	55	145	.379	11	33	.333	38	53	.717	16	61	77	50	67	0	22	26	2	159	8.7
Bonner	82	0	1553	247	463	.533	39	92	.424	56	71	.789	108	177	285	48	220	1	39	40	19	589	7.2
Murray	62	1	918	132	310	.426	46	105	.438	61	80	.763	44	120	164	47	85	0	32	54	16	371	6.0
Palacio	80	4	1533	175	392	.446	2	12	.167	115	155	.742	26	108	134	279	126	0	48	104	13	467	5.8
Cook	5	0	74	10	24	.417	0	4	.000	3	6	.500	2	5	7	22	6	0	6	6	1	23	4.6
Woods	45	30	712	71	164	.433	0	1	.000	34	59	.576	81	139	220	17	78	0	8	37	39	176	3.9
Araujo	59	41	736	76	175	.434	1	3	.333	43	55	.782	59	126	185	16	157	0	21	52	8	196	3.3
Sow	27	4	255	23	58	.397	0	0	---	16	27	.593	18	39	57	2	46	0	12	10	4	62	2.3
Moiso	8	1	69	3	9	.333	0	1	.000	8	9	.889	6	17	23	0	7	0	2	6	3	14	1.8
Aa.Williams(TOT)	42	4	315	29	63	.460	0	0	---	15	17	.882	17	43	60	8	70	0	5	17	8	73	1.7
Aa.Williams(TOR)	23	4	165	15	36	.417	0	0	---	6	7	.857	10	19	29	2	45	0	1	6	3	36	1.6
RAPTORS	82		19805	2952	6656	.444	648	1681	.385	1626	2101	.774	844	2444	3288	1670	1876	6	621	1087	317	8178	99.7
OPPONENTS	82		19805	3133	6708	.467	435	1222	.356	1610	2165	.744	991	2720	3711	1814	1795	13	507	1182	360	8311	101.4

PLAYER	SINGLE-GAME HIGHS										AVERAGE PER GAME						CAREER HIGHS (C-SET, T-TIED)					
	MIN	REB	AST	STL	BLK	PTS	MIN	REB	AST	STL	BLK	PTS	FG	FBA	FT	FPA	REB	AST	STL	BLK	PTS	
Rose	47	10	8	5	6	1	35	33.5	3.4	2.6	0.78	2.2	0.12	18.5	18	34	157	18C	14	20	44	
Bosh	48	22	5	3	6	5	33	37.2	8.9	1.9	0.94	2.3	1.40	16.8	13C	22C	15C	18C	22C	5C	33C	
Carter	40	9	6	3	3	2	26	30.4	3.3	3.1	1.25	1.1	0.75	15.9	20	36	22	27	15	12	51	
Alston	50	9	15	5	8	1	29	34.0	3.5	6.4	1.48	2.1	0.09	14.2	10	217	13C	15C	9C	15C	29C	
Peterson	50	14	8	5	4	2	37	30.6	4.1	2.1	1.11	1.1	0.22	12.5	12T	22C	9C	12	14C	8T	37C	
Marshall	44	15	4	4	3	4	38	25.3	6.6	1.2	0.88	0.6	0.71	11.5	16	26	11	14	24	9	38C	
E. Williams(TOT)	42	6	3	4	1	22	24.0	3.1	1.7	0.69	1.1	0.07	7.7	12	20	13	19	12	7	31		
E. Williams(TOR)	34	8	6	3	3	1	21	17.1	2.3	1.5	0.65	0.8	0.06	4.7								
Bonner	38	8	3	2	3	2	21	18.9	3.5	0.6	0.48	0.5	0.23	7.2	8C	12C	5C	5C	8C	3C	21C	
Murray	29	8	3	3	3	1	18	14.8	2.6	0.8	0.52	0.9	0.26	6.0	16C	27	9	12	17	7	40	
Palacio	46	9	9	5	6	2	19	19.2	1.7	3.5	0.60	1.3	0.16	5.8	9	15C	8	12	10	10	20	
Cook	31	4	10	3	4	1	19	14.8	1.4	4.4	1.20	1.2	0.20	4.6	9C	14C	1C	2C	4C	10C	19C	
Woods	28	14	2	2	3	4	17	15.8	4.9	0.4	0.18	0.8	0.87	3.9	8C	12C	8	12	14C	4	18	
Araujo	26	14	2	3	6	2	14	12.5	3.1	0.3	0.36	0.9	0.14	3.3	7C	12C	5C	6C	14C	2C	14C	
Sow	26	9	1	3	3	1	9	9.4	2.1	0.1	0.44	0.4	0.15	2.3	4C	8C	4C	4C	9C	1C	9C	
Moiso	23	11	0	2	2	2	5	8.6	2.9	0.0	0.25	0.8	0.38	1.8	6	10	5	7	12	3	13	
Aa. Williams(TOT)	20	7	2	3	3	1	9	7.5	1.4	0.2	0.12	0.4	0.19	1.7	11	18	9	10	19	6	27	
Aa. Williams(TOR)	16	4	1	1	2	1	9	7.2	1.3	0.1	0.04	0.3	0.13	1.6								
RAPTORS	265	54	32	13	24	9	128	241.5	40.1	20.4	7.57	13.3	3.87	99.7	50	109	41	49	65	39	128T	
OPPONENTS	265	64	32	13	23	10	129	241.5	45.3	22.1	6.18	14.4	4.39	101.4	61	109	46	60	68	44	152	

NO.	DATE	OPPONENT	TOR/OPP	HOME	ROAD	TOTAL	SK	HIGH SCORING	HIGH REBOUNDS	HIGH ASSISTS	OPPONENT PTS	ATTENDANCE
1.	Nov. 3	HOUSTON	W 95-88	1-0	0-0	1-0	W1	Bosh-20	Alston/Bosh/Woods-7	Alston-8	McGrady-21	19,800
2.	Nov. 5	DETROIT	W101-89	2-0	0-0	2-0	W2	Bosh-18	Woods-14	Carter-5	Billups/Hamilton-24	15,284
3.	Nov. 7	PORTLAND	W101-97	3-0	0-0	3-0	W3	Carter-25	Marshall-9	Palacio-8	Randolph-33	13,863
4.	Nov. 9	@Sacramento	L 92-108	3-0	0-1	3-1	L1	Alston/Rose-15	Woods-11	Alston-5	Miller/Webber-31	17,317
5.	Nov. 10	@Utah	W104-95	3-0	1-1	4-1	W1	Bosh-20	Woods-9	Carter-5	Bell-20	19,683
6.	Nov. 12	@Seattle	L 87-88	3-0	1-2	4-2	L1	Bosh-19	Bosh-9	Alston-7	Allen-29	15,702
7.	Nov. 13	@Portland	L102-105	3-0	1-3	4-3	L2	Alston-27	Bosh-8	Alston-7	Randolph-27	16,362
8.	Nov. 16	@L.A. Clippers	L 89-101	3-0	1-4	4-4	L3	Carter-21	Bosh-8	Alston-7	Janic-23	14,985
9.	Nov. 17	@Denver	L106-112	3-0	1-5	4-5	L4	Rose-30	Moiso-11	Alston-6	Anthony-30	14,818
10.	Nov. 19	SEATTLE	L 94-101	3-1	1-5	4-6	L5	Carter-21	Bonner/Bosh-7	Alston-6	Lewis-27	16,886
11.	Nov. 21	SAN ANTONIO	W 96-91	4-1	1-5	5-6	W1	Alston/Bosh-20	Bosh-10	Alston-11	Duncan-26	17,264
12.	Nov. 23	@Washington	L 86-102	4-1	1-6	5-7	L1	Carter-25	Woods/Bosh-10	Alston-13	James-28	14,541
13.	Nov. 24	NEW YORK	W114-91	5-1	1-6	6-7	W1	Carter-22	Woods-10	Palacio-7	Marbury/Mohamed-25	18,192
14.	Nov. 27	@New York	L102-108	5-1	1-7	6-8	L1	Carter-19	Woods-10	Palacio-8	Crawford-30	19,763
15.	Nov. 28	WASHINGTON	L109-114(OT)	5-2	1-7	6-9	L2	Rose-29	Marshall/Woods-7	Alston-8	Hughes-33	16,121
16.	Nov. 30	@Miami	W 94-92	5-2	2-7	7-9	W1	Rose-24	Bosh-10	Alston/Carter-4	O'Neal-34	18,993
17.	Dec. 1	@Orlando	L108-129	5-2	2-8	7-10	L1	Carter-21	Woods-7	Alston-6	Francis-23	12,175
18.	Dec. 3	@Boston	L 89-91	5-2	2-9	7-11	L2	Rose-19	Marshall-11	Alston/Palacio-4	Blount-22	15,201
19.	Dec. 4	@Cleveland	L 97-105	5-2	2-10	7-12	L3	Alston-20	Bosh-10	Alston-8	Gooden/James-27	19,205
20.	Dec. 6	@New Jersey	L 86-88	5-2	2-11	7-13	L4	Carter-22	Marshall-9	Alston-8	Jefferson-26	11,227
21.	Dec. 8	@Detroit	L 86-90(OT)	5-2	2-12	7-14	L5	Marshall-22	Marshall-15	Alston/Palacio-6	Hamilton-19	22,076
22.	Dec. 10	DENVER	L 87-101	5-3	2-12	7-15	L6	Alston-25	Bosh-8	Alston-8	Anthony-28	17,197
23.	Dec. 12	MIAMI	L 98-106	5-4	2-12	7-16	L7	Rose-25	Woods-11	Alston-9	O'Neal/Wade-20	19,202
24.	Dec. 15	MINNESOTA	W 96-90	6-4	2-12	8-16	W1	Bosh-24	Bosh-14	Peterson-4	Garnett-23	16,888
25.	Dec. 17	@Indiana	L 86-89	6-4	2-13	8-17	L1	Rose-23	Woods-9	Palacio-7	Tinsley/Harrison-22	15,357
26.	Dec. 19	NEW JERSEY	W119-99	7-4	2-13	9-17	W1	Peterson-20	Peterson-6	Alston-6	Jefferson-38	16,938
27.	Dec. 20	@Houston	L102-114	7-4	2-14	9-18	L1	Bosh-16	Marshall-12	E. Williams/Marshall/Palacio-4	Yao-40	14,241
28.	Dec. 22	UTAH	W 94-86	8-4	2-14	10-18	W1	Marshall-22	Bosh/Marshall/E. Williams-8	Alston-14	Boezer-29	17,479
29.	Dec. 26	@Phoenix	L 94-106	8-4	2-15	10-19	L1	Rose-19	Marshall-9	Alston-3	Stodumier-33	18,422
30.	Dec. 28	@L.A. Lakers	L 99-117	8-4	2-16	10-20	L2	Alston-13	Araujo/Bosh-10	Alston-11	Bryant-48	18,997
31.	Dec. 29	@Golden State	L105-111	8-4	2-17	10-21	L3	Rose-23	Marshall-12	Alston-9	Richardson-35	15,279
32.	Jan. 3	ORLANDO	W105-94	9-4	2-17	11-21	W1	Bosh-25	Bosh-12	Alston/Palacio-6	Francis-19	15,782
33.	Jan. 5	SACRAMENTO	W 96-93	10-4	2-17	12-21	W2	Bosh-23	Araujo-14	Alston-10	Billy-32	18,288
34.	Jan. 7	MILWAUKEE	L105-107(OT)	10-5	2-17	12-22	L1	Rose/E. Williams-21	Marshall-14	Alston-8	Mason-23	16,537
35.	Jan. 9	GOLDEN STATE	W109-87	11-5	2-17	13-22	W1	Bosh/Peterson-21	Bosh-17	Alston-7	Robinson-18	14,372
36.	Jan. 12	BOSTON	W104-93	12-5	2-17	14-22	W2	Peterson/Alston-6	Bosh/Peterson-5	Alston-7	Pierce-23	15,108
37.	Jan. 14	@Philadelphia	L 96-106	12-5	2-18	14-23	L1	Marshall-20	Bosh-13	Alston-13	Iverson-32	18,001
38.	Jan. 16	NEW ORLEANS	W102-99	13-5	2-18	15-23	W1	Peterson-25	Bosh/Peterson-10	Alston-7	Nailon-32	14,422
39.	Jan. 17	@Minnesota	W100-91	13-5	3-18	16-23	W2	Marshall-22	Bosh-11	Alston-15	Szczerbiak-25	16,632
40.	Jan. 19	NEW YORK	W 98-81	14-5	3-18	17-23	W3	Rose-24	Alston/Rose-5	Alston-7	Mohamed-16	16,613
41.	Jan. 21	@Washington	L109-118	14-5	3-19	17-24	L1	Rose-32	Peterson-9	Alston-8	Dion/Jamison-26	15,424
42.	Jan. 23	CHARLOTTE	W103-92	15-5	3-19	18-24	W1	Peterson-26	Araujo/Bosh-8	Alston-8	Breze-19	14,196
43.	Jan. 26	MIAMI	L 96-111	15-6	3-19	18-25	L1	Alston-29	Murray-8	Alston-8	O'Neal-33	19,800
44.	Jan. 28	@Charlotte	L 94-101	15-6	3-20	18-26	L2	Alston-20	Rose-6	Rose-5	Rush-21	15,866
45.	Jan. 30	PHOENIX	L105-123	15-7	3-20	18-27	L3	Bosh-27	Bonner-8	Palacio-9	Stodumier-27	19,800
46.	Feb. 2	@Indiana	W 98-97	15-7	4-20	19-27	W1	Bosh-25	Bosh-15	Palacio-9	Jackson-18	14,783
47.	Feb. 4	WASHINGTON	W103-100	16-7	4-20	20-27	W2	Rose-26	Bosh-11	Alston-8	Jamison-30	15,546
48.	Feb. 6	DALLAS	L113-122	16-8	4-20	20-28	L1	Bosh-29	Bosh-8	Alston-8	Nowitzki-30	17,896
49.	Feb. 8	@Cleveland	L 91-104	16-8	4-21	20-29	L2	Rose-21	Woods-9	Alston-9	Ilgaukas-23	17,036
50.	Feb. 9	MILWAUKEE	L107-110	16-9	4-21	20-30	L3	Rose-26	Bosh-9	Alston-12	Redd-29	14,269
51.	Feb. 11	PHILADELPHIA	L 91-106	16-10	4-21	20-31	L4	Rose-23	Bosh-10	Bosh/Palacio/Rose-5	Iverson-30	19,800
52.	Feb. 13	L.A. CLIPPERS	W109-106	17-10	4-21	21-31	W1	Bosh-26	Rose-10	Alston-8	Brand-26	15,721
53.	Feb. 16	CHICAGO	L115-121	17-11	4-21	21-32	L1	Bosh-28	Bosh/Rose-7	Alston-8	Hinrich-28	15,881
54.	Feb. 22	@New Jersey	W100-82	17-11	5-21	22-32	W1	Rose-30	Bosh-12	Alston-8	Carter-22	14,080
55.	Feb. 25	@Milwaukee	W106-102	17-11	6-21	23-32	W2	Bosh-27	Bosh/Marshall-8	Alston-7	Williams-21	15,883
56.	Feb. 27	L.A. LAKERS	W108-102	18-11	6-21	24-32	W3	Rose-26	Bosh-15	Alston-7	Bryant-31	19,800
57.	Mar. 2	@San Antonio	L 86-92	18-11	6-22	24-33	L1	Bosh-16	Marshall-9	Palacio-6	Ginobili-17	17,795
58.	Mar. 4	@Memphis	L 75-86	18-11	6-23	24-34	L2	Rose-19	Marshall-9	Peterson-4	Battier-33	18,119
59.	Mar. 6	@New Orleans	W 95-84	18-11	7-23	25-34	W1	Bosh-33	Bosh-15	Palacio-9	Nailon-18	10,638
60.	Mar. 7	@Dallas	L105-113	18-11	7-24	25-35	L1	Peterson-23	Bosh-8	Alston-7	Daniels-32	19,509
61.	Mar. 9	ORLANDO	W106-96	19-11	7-24	26-35	W1	Alston/Peterson-16	Bosh-15	Rose-8	Francis-27	17,362
62.	Mar. 11	ATLANTA	L112-116(OT)	19-12	7-24	26-36	L1	Rose-22	Bosh/Marshall-11	Alston-11	Lue-29	17,890
63.	Mar. 13	PHILADELPHIA	W128-110	20-12	7-24	27-36	W1	Marshall-38	Bosh/Marshall-10	Peterson-8	Iverson-32	19,800
64.	Mar. 16	@Boston	L109-110	20-12	7-25	27-37	L1	Rose-35	Marshall-9	Alston-6	Pierce/Walker-24	17,020
65.	Mar. 18	@Detroit	L 92-103	20-12	7-26	27-38	L2	Marshall-25	Marshall-12	Alston/Palacio-4	Billups-23	22,076
66.	Mar. 20	CLEVELAND	W105-98	21-12	7-26	28-38	W1	Rose-30	Marshall-10	Alston-4	James-56	19,800
67.	Mar. 23	CHICAGO	L 85-94	21-13	7-26	28-39	L1	Rose-30	Bosh/Rose-9	Alston-5	Curry-16	16,974
68.	Mar. 25	@Philadelphia	L101-103	21-13	7-27	28-40	L2	Marshall-26	Bosh-22	Alston-10	Iverson-36	18,521
69.	Mar. 26	@Atlanta	W109-104	21-13	8-27	29-40	W1	Bosh-32	Bosh-11	Palacio-6	Deik-21	16,648
70.	Mar. 29	@Miami	L 91-103	21-13	8-28	29-41	L1	Alston-19	Bosh-13	Alston/Rose-6	O'Neal-28	20,187
71.	Mar. 30	@Orlando	L 96-108	21-13	8-29	29-42	L2	Alston-17	Bosh-11	Rose-5	Hill-21	12,410
72.	Apr. 1	@Charlotte	W119-107	21-13	9-29	30-42	W1	Bosh-27	Marshall-12	Peterson/Palacio/Rose-4	Okafor-29	13,550
73.	Apr. 3	DETROIT	L103-113	21-14	9-29	30-43	L1	Peterson/Rose-22	Bosh-9	Rose-5	Billups-26	19,800
74.	Apr. 6	MEMPHIS	L 74-104	21-15	9-29	30-44	L2	Rose-19	Bonner/Rose-3	Alston-8	Gasol-26	14,964
75.	Apr. 8	ATLANTA	W109-101(OT)	22-15	9-29	31-44	W1	Rose-30	Peterson-14	Alston-8	Drobnjak-21	14,352
76.	Apr. 9	@Chicago	L 97-110	22-15	9-30	31-45	L1	Rose-19	Bosh-9	Alston-9	Hinrich-25	22,281
77.	Apr. 11	INDIANA	L 90-94	22-16	9-30	31-46	L2	Rose-26	Bosh-13	Alston-9	Miller-19	15,104
78.	Apr. 12	@New York	W105-93	22-16	10-30	32-46	W1	Bosh-29	Alston-7	Alston-9	Marbury-22	18,907
79.	Apr. 15	NEW JERSEY	L 90-101	22-17	10-30	32-47	L1	Rose-20	Peterson-8	Alston-7	Carter-39	19,800
80.	Apr. 17	BOSTON	L 98-103	22-18	10-30	32-48	L2	Rose-31	Bosh/Sow-7	Alston-6	Pierce-25	18,797
81.	Apr. 19	@Milwaukee	W127-109	22-18	11-30	33-48	W1	Rose-29	Sow-9	Coak-10	Mason-25	13,947
82.	Apr. 20	CLEVELAND	L 95-104	22-19	11-30	33-49	L1	Rose-25	Peterson-9	Coak-10	James-27	19,800

2003-04 REVIEW



FRONT ROW (L-R): Donyell Marshall, Morris Peterson, Alvin Williams, Roger Mason Jr., Michael Curry, Vince Carter, Jalen Rose, Mit Palacio, Lamond Murray, Lonny Baxter, Chris Bosh. **BACK ROW (L-R):** Micah Nori, Ray Chow, Chuck Mooney, Shaun Brown, Jim Sann, Kevin O'Neill, Jerome Moiso, Robert Archibald, Michael Bradley, Tony Brown, Bob Beyer, Jay Triano, Ron Oliver, Kevin DiPietro, Paul Elliott.

2003-04 SEASON NOTES:


- The Raptors finished the season with a 33-49 record, nine more wins than the previous season, but they did not advance to the playoffs for a second consecutive campaign.
- Toronto was 25-25 with one game left before the All-Star break and lost its next nine contests.
- Toronto ranked in the Top 10 in several defensive categories, including opponent points, field goal percentage, three-point field goal percentage, assists, steals and blocks.
- Offensively, the Raptors ranked last in points, free throw attempts and offensive rebounds.
- Toronto set NBA season lows and franchise lows with 56 points and 19 field goals November 1 at Minnesota.
- The Raptors had 23 players suit up this season, second-most in franchise history.
- Vince Carter led the Raptors in scoring, averaging 22.5 points and ranked seventh in the NBA.
- Chris Bosh led all rookies in rebounds and blocks.
- Donyell Marshall was the only player in the league to finish in the Top 25 in rebounds, three-point field goal percentage and blocks.

PLAYER	G			FIELD GOALS			3-POINT FG			FREE THROWS			REBOUNDS			AST	PF	DQ	STL	BLK	PTS	AVG			
	GS	MIN	MP	FG	FBA	PCT	FG	FPA	PCT	FT	FPA	PCT	OFF	DEF	TOT										
Carter	73	13	2185	808	1457	.417	93	243	.383	336	471	.806	95	254	349	346	212	1	88	223	65	1645	22.5		
Rose (TOT)	78	34	2407	393	832	.472	69	202	.342	187	210	.892	34	232	266	329	194	2	51	208	22	1022	15.5		
Rose (TOR)	50	50	1968	308	752	.410	46	148	.311	148	180	.822	27	175	202	273	139	2	39	171	18	810	16.2		
Marshall (TOT)	82	74	2988	470	1020	.461	131	325	.403	134	182	.736	210	598	808	122	247	1	93	117	124	1205	14.7		
Marshall (TOR)	66	66	2590	413	884	.467	120	298	.403	120	162	.741	182	527	708	94	200	0	80	85	104	1066	16.2		
Bosh	75	63	2510	327	712	.460	5	14	.357	202	288	.701	191	366	557	78	215	2	59	107	106	861	11.5		
Glover	69	30	1643	230	589	.390	40	119	.336	120	156	.769	58	268	266	130	123	0	50	102	19	620	9.0		
Glover (TOR)	14	4	178	25	65	.385	4	14	.286	10	14	.714	4	25	29	15	17	0	10	19	2	64	4.6		
A. Williams	56	54	1730	201	496	.405	45	26	.69	292	66	.85	66	176	18	132	150	224	114	1	55	78	10	404	8.8
Davis	15	15	538	46	120	.383	0	0	0	0	0	0	37	49	755	49	94	143	14	15	8	21	8	129	8.6
Peterson	82	29	2148	238	587	.405	126	340	.371	76	94	.809	35	226	261	113	206	0	88	69	11	678	8.3		
Strickland (TOT)	61	10	1197	150	363	.423	10	36	.278	72	98	.735	34	121	155	244	76	0	35	85	11	382	6.3		
Strickland (TOR)	15	1	282	29	84	.333	0	0	0	0	0	0	10	27	37	59	17	0	8	18	4	71	4.7		
Murray	33	4	518	76	215	.353	21	60	.350	24	35	.686	14	76	90	28	47	0	15	38	7	197	6.0		
J. Williams	15	12	407	28	57	.491	4	1	0.000	21	29	.724	35	93	128	11	30	0	19	23	3	77	5.1		
Palacio	58	13	1211	104	298	.349	4	26	154	45	68	.682	15	87	102	184	90	0	41	87	11	257	4.4		
Baxter	36	4	487	60	129	.469	0	0	0	0	0	0	42	79	121	10	69	0	14	22	18	150	4.2		
Jefferies	2	0	8	3	6	.500	1	3	.333	1	1	1.000	0	1	1	0	0	0	0	1	0	8	4.0		
Blount (TOT)	62	3	1050	115	253	.455	0	0	0.000	15	27	.556	98	177	275	55	136	0	49	43	24	245	4.0		
Blount (TOR)	76	0	294	19	47	.383	0	0	0	2	3	.667	22	47	69	10	49	0	11	8	15	128	2.4		
Mason (TOT)	26	3	328	22	98	.327	13	39	.333	19	22	.864	1	30	31	25	36	1	11	20	6	86	3.7		
Mason (TOR)	23	3	285	31	87	.356	12	33	.364	19	22	.864	1	27	28	23	31	1	10	18	6	93	4.0		
Pargo	5	0	71	9	29	.310	0	0	0	0	0	0	0	4	4	4	4	0	4	6	1	18	3.6		
Curry	70	15	1228	75	186	.386	3	15	.200	49	85	.845	57	85	87	53	153	0	1	22	48	5	204	2.9	
Moiso	35	1	417	40	84	.476	0	1	0.000	22	38	.578	41	72	113	8	42	0	17	25	12	102	2.9		
Brunson	3	0	10	2	4	.500	0	0	0	0	0	0	0	0	0	2	0	0	0	0	0	4	1.3		
Bateer	7	0	40	4	7	.571	0	0	0	0	0	0	5	3	8	1	10	0	1	2	0	8	1.1		
Archibald (TOT)	32	6	267	20	59	.339	0	0	0	14	31	.452	21	31	52	13	50	0	14	10	3	92	1.0		
Archibald (TOR)	30	3	245	8	30	.267	0	0	0	13	27	.481	21	29	50	12	49	0	13	9	3	29	1.0		
Bradley	5	0	38	3	3	.333	0	0	0	1	2	.500	1	1	11	1	6	0	1	3	0	8	1.6		
RAPTORS	82	1988	2654	6348	1418	.428	461	1294	.356	1237	1650	.750	630	2419	3249	1574	1746	9	604	1164	402	7006	85.4		
OPPONENTS	82	1980	2722	6365	1428	.428	273	889	.307	1536	2055	.747	1034	2682	3696	1518	1619	10	580	1188	333	7253	89.5		

PLAYER	SINGLE-GAME HIGHS							AVERAGE PER GAME							CAREER HIGHS (C=SET, T=TIED)						
	MIN	REB	AST	ST	T	BL	PTS	MIN	REB	AST	STL	TOT	BLK	PTS	FG	FBA	FT	FPA	REB	AST	PTS
Carter	43	14	7	2	7	4	44	30.2	4.8	4.7	1.1	3.2	0.33	15.5	38	94	15	15	14	20	44
Rose (TOT)	49	9	14	2	7	2	34	37.8	4.0	5.0	0.77	3.2	0.33	15.5	38	94	15	15	14	20	44
Rose (TOR)	49	9	14	2	7	2	32	39.4	4.0	5.5	0.78	3.4	0.36	16.2	36	92	16	14	24C	9	37
Marshall (TOT)	49	24	4	5	4	5	32	36.4	9.9	1.5	1.13	1.4	1.51	14.7	16	26	11	14	24C	9	37
Marshall (TOR)	49	24	4	5	4	5	32	39.1	10.7	1.4	1.21	1.69	15.2	16	26	11	14	24C	9	37	
Bosh	46	16	4	3	5	6	25	33.5	7.4	1.0	0.79	1.4	1.41	11.5	8C	17C	10C	12C	15C	4C	25C
Glover (TOT)	41	9	6	4	5	2	23	23.8	3.9	1.9	0.72	1.5	0.29	9.0	12C	23	8	9	11	4C	28
Glover (TOR)	36	9	4	4	5	1	13	12.7	2.1	1.1	0.71	1.4	0.14	4.6	8	17	12	12	11	14	32
A. Williams	46	15	2	4	2	2	20	30.9	3.7	4.0	0.98	1.4	0.98	8.8	12	21	12	12	11	14	32
Davis	46	15	2	4	2	2	15	35.9	9.5	0.9	0.53	1.4	0.53	8.6	10	21	12	12	11	14	32
Peterson	45	10	5	4	2	2	27	26.2	3.2	1.4	1.07	0.8	0.17	8.3	12	21	8	12	12	8	33
Strickland (TOT)	33	9	2	4	2	2	18	19.4	3.3	0.57	0.57	0.57	0.57	8.5	25	16	18	12	20	37	
Strickland (TOR)	44	16	2	4	2	14	18.8	2.5	3.9	0.53	1.2	0.27	0.47	4.7	12	12	12	12	12	20	37
Murray	32	7	5	2	5	1	15	15.7	2.7	0.8	0.45	1.2	0.21	6.0	16	27	9	12	17	4	40
J. Williams	39	16	2	5	5	1	17	22.1	8.5	0.7	1.27	1.5	0.20	5.1	13	18	10	14	21	4	30
Palacio	36	10	3	2	2	0	20	20.5	3.7	1.7	0.59	1.0	0.59	14.4	6	15	14	6	10	10	20
Baxter	28	10	1	3	2	2	13	13.5	3.4	0.3	0.38	0.6	0.50	4.2	9	12	5T	7T	10T	3	19
Jefferies	6	1	0	1	0	0	5	4.0	0.5	0.5	0.00	0.5	0.00	4.0	6	19	4	6	5	3	15
Blount (TOT)	31	11	3	3	3	3	13	16.9	4.4	0.9	0.79	0.7	0.39	4.0	7	13	9	13	17	7	17
Blount (TOR)	25	9	2	3	2	2	10	16.4	4.3	0.9	0.69	0.5	0.39	2.4	6	13	9	13	17	7	17
Mason (TOT)	44	4	6	3	4	2	18	12.6	1.2	1.0	0.42	0.8	0.23	3.7	5C	13C	6C	7C	4C	6C	18C
Mason (TOR)	44	4	6	3	4	2	18	12.4	1.2	1.0	0.43	0.8	0.26	4.0	13	22	6	7	5	9	34
Pargo	23	2	4	3	2	1	8	14.2	0.8	2.4	0.80	1.0	0.20	3.6	11	16	6	8	7	8	25
Curry	4	4	3	2	1	1	10	10.0	2.7	1.2	0.33	0.2	0.07	1.2	6	8	8	7	8	25	
Moiso	37	12	3	3																	

NO.	DATE	OPPONENT	TOR/OPP	HOME	ROAD	TOTAL	SK	HIGH POINTS	HIGH REBOUNDS	HIGH ASSISTS	OPPONENT PTS.	ATTENDANCE
1.	Oct. 29	NEW JERSEY	W 90- 87	1-0	0-0	1-0	W1	Carter-39	Davis/J. Williams-14	Murray/Palacio-4	Martin-26	18,217
2.	Oct. 31	WASHINGTON	W 82- 79	2-0	0-0	2-0	W2	Carter-26	Davis-15	A. Williams/Palacio-6	Arenas/Brown-16	14,183
3.	Nov. 1	@Minnesota	L 56- 73	2-0	0-1	2-1	L1	Carter-15	J. Williams-16	Carter/A. Williams-3	Garnett-20	15,689
4.	Nov. 6	DALLAS	W 77- 71	3-0	0-1	3-1	W1	Carter-19	Davis-12	Palacio-7	Nowitzki-27	17,556
5.	Nov. 7	@Washington	L 60- 86	3-0	0-2	3-2	L1	Carter-18	J. Williams-13	A. Williams-6	Hughes-16	20,173
6.	Nov. 9	DENVER	W 89- 76	4-0	0-2	4-2	W1	Carter-34	J. Williams-13	Carter/Palacio-6	Anthony-19	16,688
7.	Nov. 11	@Portland	L 80- 83	4-0	0-3	4-3	L1	Carter-33	Davis-11	Palacio-10	Randolph-18	14,082
8.	Nov. 12	@L.A. Lakers	L 79- 94	4-0	0-4	4-4	L2	Carter-23	Bosh/Davis/J. Williams-8	Carter/Palacio-4	O'Neal-23	18,997
9.	Nov. 14	@Sacramento	L 64- 94	4-0	0-5	4-5	L3	Carter/Murray-13	Davis-10	Peterson/Palacio/A. Williams-2	Stojakovic-17	17,317
10.	Nov. 16	HOUSTON	W101- 97(20T)	5-0	0-5	5-5	W1	Bosh-25	J. Williams-11	Carter-7	Francis-25	19,547
11.	Nov. 19	PHILADELPHIA	L 75- 81	5-1	0-5	5-6	L1	Carter-20	Davis-9	Carter-7	Jackson-23	19,800
12.	Nov. 22	@New Jersey	W 81- 80	5-1	1-5	6-6	W1	Carter-21	Bosh/Carter/J. Williams-6	Carter-7	Martin-26	13,755
13.	Nov. 23	MILWAUKEE	L 62- 82	5-2	1-5	6-7	L1	Carter-15	Davis/J. Williams-9	A. Williams-6	Kukoc-15	17,702
14.	Nov. 26	@Atlanta	W 99- 97(OT)	5-2	2-5	7-7	W1	Carter-43	Davis-11	A. Williams-6	Abdur-Rahim-30	11,730
15.	Nov. 28	@Orlando	W 87- 86	5-2	3-5	8-7	W2	Carter-20	Bosh/Davis-8	Carter-8	McGrady-31	13,375
16.	Nov. 29	@Miami	L 66- 78	5-2	3-6	8-8	L1	Murray-14	Bosh-10	Palacio/A. Williams-3	Wade-16	14,585
17.	Dec. 2	@Philadelphia	W 95- 88	5-2	4-6	9-8	W1	Marshall-27	Bosh-11	Carter-12	Iverson-35	17,899
18.	Dec. 3	BOSTON	W105- 95	6-2	4-6	10-8	W2	Marshall/Carter-21	Baxter-9	Carter-10	Pierce-23	18,552
19.	Dec. 5	ATLANTA	W 92- 87	7-2	4-6	11-8	W3	Carter/Rose-22	Rose-8	Rose-10	Terry-19	17,559
20.	Dec. 7	SEATTLE	W108- 98	8-2	4-6	12-8	W4	Carter-30	Bosh-16	Rose-10	Rivers/Radmanovic-20	17,779
21.	Dec. 9	@Cleveland	W100- 93	8-2	5-6	13-8	W5	Carter-22	Carter-8	Rose-7	James-18	16,939
22.	Dec. 12	@Boston	L111-114	8-2	5-7	13-9	L1	Carter-35	Marshall-9	Carter-14	Pierce-33	15,003
23.	Dec. 14	MIAMI	L 89- 90	8-3	5-7	13-10	L2	Marshall-25	Bosh-10	A. Williams-9	Wade-23	17,950
24.	Dec. 15	@Dallas	L 94-111	8-3	5-8	13-11	L3	Carter-21	Baxter-10	A. Williams-7	Walker-27	19,846
25.	Dec. 17	@San Antonio	L 70- 73	8-3	5-9	13-12	L4	Marshall-19	Marshall-14	A. Williams-7	Duncan-30	16,375
26.	Dec. 19	NEW YORK	W105- 99(OT)	9-3	5-9	14-12	W1	Rose-21	Marshall-19	Carter-8	Houston-33	19,233
27.	Dec. 21	ORLANDO	L 93-104	9-4	5-9	14-13	L1	Marshall-19	Marshall-19	A. Williams-8	McGrady-29	19,800
28.	Dec. 26	@Utah	L 94- 97(OT)	9-4	5-10	14-14	L2	Carter-30	Carter/Bosh-7	Rose-8	Bell-19	19,639
29.	Dec. 28	@L.A. Clippers	W 94- 88	9-4	6-10	15-14	W1	Rose-23	Marshall-9	Carter-5	Richardson-16	14,311
30.	Dec. 30	@Denver	W 81- 74	9-4	7-10	16-14	W2	A. Williams/Rose-17	Marshall-13	A. Williams-6	Anthony-19	19,099
31.	Jan. 2	NEW ORLEANS	L 74- 86	9-5	7-10	16-15	L1	Carter-22	Marshall-8	Carter-4	Davis-22	19,800
32.	Jan. 4	PHOENIX	W 83- 73	10-5	7-10	17-1	W1	Carter-23	Marshall-15	A. Williams-7	Marbury-27	19,029
33.	Jan. 7	CLEVELAND	W 75- 69	11-5	7-10	18-15	W2	Marshall/Carter-14	Marshall-13	Carter-5	James-21	19,874
34.	Jan. 9	L.A. CLIPPERS	L 68- 78	11-6	7-10	18-16	L1	Rose-26	Carter-10	A. Williams-7	Brand-19	18,405
35.	Jan. 11	PORTLAND	W 83- 72	12-6	7-10	19-16	W1	Carter-20	Marshall-11	Carter-7	McInnis-20	18,906
36.	Jan. 14	@Detroit	L 91- 95	12-6	7-11	19-17	L1	Carter-27	Marshall-16	Rose-8	Hamilton/Okur-27	18,473
37.	Jan. 15	@New Orleans	W 78- 74(OT)	12-6	8-11	20-17	W1	Rose-20	Marshall-12	Rose-6	Lynch-12	14,673
38.	Jan. 17	@Atlanta	L 70- 75	12-6	8-12	20-18	L1	Marshall-16	Marshall-12	A. Williams/Rose-5	Abdur-Rahim-20	13,928
39.	Jan. 19	@New York	L 79- 90	12-6	8-13	20-19	L2	Rose-22	Marshall-15	Rose-5	Marbury-28	19,308
40.	Jan. 21	MINNESOTA	L 97-108	12-7	8-13	20-20	L3	Marshall-22	Bosh/Marshall/Rose-5	A. Williams/A. Williams-4	Cassell-30	18,846
41.	Jan. 23	@Milwaukee	L 86- 98	12-7	8-14	20-21	L4	Marshall-17	Bosh-6	Carter-8	Mason-20	15,813
42.	Jan. 25	@Chicago	L 89- 96	12-7	8-15	20-22	L5	Bosh-23	Carter-8	Carter-8	Crawford-27	22,039
43.	Jan. 28	PHILADELPHIA	W 94- 84	13-7	8-15	21-22	W1	Marshall-19	Marshall-10	Rose-13	Robinson-16	17,708
44.	Jan. 30	DETROIT	L 89- 90(OT)	13-8	8-15	21-23	L1	Carter-31	Bosh-13	A. Williams-4	Hamilton-28	19,555
45.	Feb. 1	L.A. LAKERS	L 83- 84	13-8	8-15	21-24	L2	Carter-27	Bosh-14	Peterson-4	O'Neal-36	20,116
46.	Feb. 3	@Philadelphia	W 93- 80	13-9	9-15	22-24	W1	Carter-33	Marshall-14	Rose-5	Iverson-36	19,049
47.	Feb. 4	ORLANDO	W110- 90	14-9	9-15	23-24	W2	Marshall-32	Noise-12	Carter-9	Howard-22	16,228
48.	Feb. 6	INDIANA	L 77- 83	14-9	9-15	23-25	L1	Marshall-24	Noise-11	Carter-9	Artest-27	19,311
49.	Feb. 8	@Golden State	W 84- 81(OT)	14-10	10-15	24-25	W1	Carter-22	Marshall-13	Carter-4	Richardson-23	16,873
50.	Feb. 10	@Phoenix	W101- 94	14-10	11-15	25-25	W2	Carter-29	Marshall-11	Carter-7	Stoudemire-22	14,138
51.	Feb. 12	@Seattle	L 74- 94	14-10	11-16	25-26	L1	A. Williams-20	Marshall-17	Carter-7	Allen-23	14,239
52.	Feb. 17	@Chicago	L 73- 75	14-10	11-17	25-27	L2	Carter-21	Marshall-24	A. Williams-6	Crawford-25	17,822
53.	Feb. 18	SAN ANTONIO	L 82- 86	14-11	11-17	25-28	L3	Carter-22	Marshall-11	Carter-6	Duncan-26	17,119
54.	Feb. 20	NEW JERSEY	L 72- 91	14-12	11-17	25-29	L4	Marshall-17	Marshall-13	A. Williams-6	Jefferson-20	19,301
55.	Feb. 22	SACRAMENTO	L 81- 96	14-13	11-17	25-30	L5	Bosh-20	Marshall-13	A. Williams-9	Stojakovic-27	19,800
56.	Feb. 24	@New Jersey	L 74- 86	14-13	11-18	25-31	L6	Mason-18	Moiso/Peterson-6	Palacio-5	Martin-25	12,829
57.	Feb. 25	WASHINGTON	L 74- 76	14-14	11-18	25-32	L7	Marshall-20	Bosh-9	Mason-6	Brown-16	17,291
58.	Feb. 27	@Boston	L 75- 88	14-14	11-19	25-33	L8	Marshall-19	Marshall-13	Mason/Palacio-4	Pierce-21	16,681
59.	Feb. 29	BOSTON	L 82- 91	14-15	11-19	25-34	L9	Carter-27	Marshall-10	Palacio-8	Pierce-22	19,256
60.	Mar. 2	@MIAMI	W 89- 86	14-15	12-19	26-34	W1	Carter-27	Bosh-9	Carter-8	Odum-23	14,178
61.	Mar. 3	@Washington	L 70- 84	14-15	12-20	26-35	L1	Marshall-22	Marshall-10	Palacio-8	Arenas-27	13,921
62.	Mar. 5	NEW YORK	L103-109	14-16	12-20	26-36	L2	Carter-32	Marshall-11	Carter-8	Marbury-35	19,287
63.	Mar. 7	NEW ORLEANS	W 84- 76	15-16	12-20	27-36	W1	Carter-26	Marshall-13	Strickland-16	Maylore-23	17,031
64.	Mar. 9	@Indiana	L 84- 94(OT)	15-16	12-21	27-37	L1	Carter-28	Marshall-13	Strickland-16	Alicke-25	15,123
65.	Mar. 10	CLEVELAND	L 92-106	15-17	12-21	27-38	L2	Carter-19	Marshall-12	Strickland-6	Ilguskas-30	17,459
66.	Mar. 14	ATLANTA	W101- 84	16-17	12-21	28-38	W1	Carter-32	Carter/Rose-7	Collier-21	Curry-28	17,875
67.	Mar. 17	UTAH	W 85- 81	17-17	12-21	29-38	W2	Carter-24	Bosh-4	Rose-6	Ginick-25	17,875
68.	Mar. 19	CHICAGO	L 91- 96	17-18	12-21	29-39	L1	Carter-30	Carter-14	Rose-6	Curry-28	19,348
69.	Mar. 21	@New Orleans	W121-120(OT)	17-18	13-21	30-39	W1	Carter-42	Marshall-7	Carter-12	Davis-29	14,307
70.	Mar. 23	@Memphis	L 86- 95	17-18	13-22	30-40	L1	Carter-30	Marshall-17	Rose-9	Gasol-29	13,191
71.	Mar. 24	@Houston	L 89- 90(OT)	17-18	13-23	30-41	L2	Carter-26	Carter-13	Rose-7	Yao-25	14,388
72.	Mar. 26	@New York	L101-108	17-18	13-24	30-42	L3	Carter-40	Bosh-9	Rose-9	Marbury-38	19,763
73.	Mar. 28	MEMPHIS	L 88- 94	17-19	13-24	30-43	L4	Rose-18	Marshall-14	Carter-9	Gasol-23	19,088
74.	Mar. 31	GOLDEN STATE	L 78- 85	17-20	13-24	30-44	L5	Carter-22	Marshall-16	Carter-4	Richardson-25	17,116
75.	Apr. 2	@Indiana	L 64- 84	17-20	13-25	30-45	L6	Rose-22	Bosh-7	Strickland-4	Artest-21	17,775
76.	Apr. 4	MILWAUKEE	L 83- 90	17-21	13-25	30-46	L7	Rose-21	Marshall-16	Rose-7	Skinner-19	17,276
77.	Apr. 6	@Cleveland	W 87- 86	17-21	14-25	31-46	W1	Carter-32	Marshall-11	Rose-6	James-21	20,071
78.	Apr. 7	INDIANA	L 90- 94	17-22	14-25	31-47	L1	Marshall-26	Marshall-10	Rose-8	O'Neal-22	17,554
79.	Apr. 9	@Detroit	L 66- 74	17-22	14-26	31-48	L2	Bosh/Carter-18	Marshall-11	Carter-5	Hamilton-20	22,076
80.	Apr. 11	CHICAGO	L108-114(OT)	17-23	14-26	31-49	L3	Rose-32	Marshall-16	Rose-6	Crawford-50	17,362
81.	Apr. 13	DETROIT	W 87- 78	18-23	14-26	32-49	W1	Marshall-27	Marshall-16	Rose/Peterson-5	Prince-21	18,273
82.	Apr. 14	@Milwaukee	W 89- 87	18-23	15-26	33-49	W2	Carter-23	Marshall-13	Rose-6	Mason-27	16,085

2002-03 REVIEW



FRONT ROW (L-R): Rafer Alston, Chris Jefferies, Michael Bradley, Lindsey Hunter, Alvin Williams, Vince Carter, Antonio Davis, Morris Peterson, Jerome Williams, Voshon Lenard, Lamond Murray. **BACK ROW (L-R):** Jerome Camacho, Kevin DiPietro, Ray Chow, Ron De Angelo, Bryan James, Chuck Mooney, Mamadou N'diaye, Eric Montross, Jelani McCoy, Lenny Wilkens, Dick Helm, Craig Neal, Walker D. Russell, Jay Triano, Ken Otnyck, Micah Nori, Danny Aning.

2002-03 SEASON NOTES:


- The Raptors did not dress a full 12-man roster all season and set the NBA record for most man-games lost due to injury or illness at 519.
- Morris Peterson was the only Raptor, and fifth player in franchise history, to play in all 82 games.
- Vince Carter missed 39 games and Antonio Davis 29, Eric Montross, Lamond Murray and Hakeem Olajuwon spent the entire season on the injured list.
- The Raptors finished their eighth season in the NBA on an eight-game losing streak and with a 1-9 record in the month of April.
- Toronto was 1-17 in the second game of back-to-back contests with their lone win coming April 2 at Detroit.
- Alvin Williams became the Raptors' all-time games played leader (315) Jan. 5 vs. New Orleans.
- Vince Carter was voted into the starting lineup for the All-Star Game for the third consecutive year but deferred his starting position to Michael Jordan.
- Jerome Williams averaged a career-high 9.7 points and 33.0 minutes, a Raptors-high 9.2 rebounds, and finished sixth in the NBA in steal-to-turnover.
- Alvin Williams averaged a career-high 13.2 points, finishing the season in the Top 20 in both assist-to-turnover (3.25) and steal-to-turnover ratios (0.87).
- Vince Carter became the franchise leader in minutes played, three-point field goals and three-point field goal attempts.

PLAYER	G			FIELD GOALS			3-POINT FG			FREE THROWS			REBOUNDS			AST	PF	DQ	STL	TO	BLK	PTS	AVG
	G	GS	MIN	FG	FBA	PCT	FG	FPA	PCT	FT	FPA	PCT	OFF	DEF	TOT								
Carter	43	42	1471	355	760	.467	45	131	.344	129	160	.806	59	129	188	143	121	2	48	74	41	884	20.6
Lenard	63	24	1929	325	809	.402	92	252	.365	156	194	.804	48	164	212	144	156	1	59	103	21	898	14.3
Peterson	82	80	2949	421	1073	.392	116	344	.337	195	247	.789	97	266	363	188	232	1	88	128	32	1153	14.1
Davis	53	52	1894	261	641	.407	0	0	---	216	280	.771	130	307	437	131	150	0	23	118	62	738	13.9
A. Williams	78	78	2638	396	905	.438	48	146	.329	187	239	.782	55	190	245	416	170	0	111	128	21	1027	13.2
J. Williams	71	63	2346	267	535	.499	1	6	.167	156	281	.555	231	419	650	95	197	2	116	98	26	691	9.7
Hunter	29	0	673	106	302	.351	34	107	.318	34	47	.723	15	44	59	71	50	1	35	57	5	280	9.7
Alston	47	4	980	139	335	.415	51	130	.392	37	54	.685	21	86	107	192	120	0	38	86	15	366	7.8
McCoy	67	25	1367	194	395	.491	0	0	---	69	126	.548	95	260	355	43	162	2	28	96	60	457	6.8
Brown	5	3	115	11	35	.314	0	2	.000	6	8	.750	3	12	15	3	14	0	1	6	0	28	5.6
N'diaye	22	8	364	43	96	.448	0	0	---	34	47	.723	29	53	82	7	58	0	8	21	32	120	5.5
Bradley	67	11	1314	151	314	.481	1	6	.167	35	67	.522	162	247	409	67	125	0	16	76	32	338	5.0
Foster	29	9	539	47	122	.385	1	4	.250	26	32	.813	30	72	102	13	82	1	1	30	9	121	4.2
Jefferies	51	10	666	75	194	.387	18	54	.333	29	43	.674	16	43	59	22	56	0	19	45	16	197	3.9
Huffman	7	0	76	9	25	.360	0	0	---	5	8	.625	9	14	23	5	13	0	1	3	3	23	3.3
Jackson	24	1	286	21	68	.309	1	9	.111	23	27	.852	10	15	25	39	24	0	9	19	3	66	2.8
Baston	16	0	106	15	25	.600	0	0	---	10	12	.833	4	19	23	0	16	0	4	6	11	40	2.5
Long (TOT)	26	0	211	28	75	.373	2	3	.667	2	10	.200	21	39	60	6	35	0	5	20	11	60	2.3
Long (TOR)	7	0	80	9	25	.360	1	2	.500	1	5	.200	8	12	20	4	13	0	3	11	3	20	2.9
Hamilton	3	0	12	2	5	.400	0	0	---	2	2	1.000	1	3	4	0	2	0	1	1	0	6	2.0
RAPTORS	82	19805	2847	6664	427	.427	409	1193	.343	1350	1879	.718	1023	2355	3378	1583	1761	0	609	1181	392	7450	90.9
OPPONENTS	82	19805	3037	6582	461	.461	370	986	.375	1490	1964	.759	976	2601	3577	1729	1702	7	604	1125	406	7934	96.8

PLAYER	SINGLE-GAME HIGHS					AVERAGE PER GAME					CAREER HIGHS (C=SET, T=TEST)										
	MIN	REB	AST	STL	BLK	PTS	MIN	REB	AST	STL	BLK	PTS	FG	FBA	FT	REB	AST	STL	BLK	PTS	
Carter	41	11	9	6	4	43	34.2	4.4	3.3	1.12	1.7	0.95	20.6	20	36	22	27	15	11	51	
Lenard	45	10	6	5	5	30	30.6	3.4	2.3	0.94	1.6	0.33	14.3	13	22	9T	11	12	8	38	
Peterson	47	12	6	4	6	33	36.0	4.4	2.3	1.07	1.6	0.39	14.1	12C	21C	8T	12C	12C	8	39C	
Davis	45	16	8	2	6	5	35.7	8.2	2.5	0.43	2.2	1.17	13.9	13	22	15	17	19	8C	31	
A. Williams	46	8	11	5	5	2	33.8	3.1	5.3	1.42	1.6	0.27	13.2	12T	21T	12C	12C	11	14	32C	
J. Williams	45	20	4	8	7	2	30.0	9.2	1.3	1.63	1.4	0.37	9.7	13C	18C	10	14	21	4T	30C	
Hunter	36	7	7	4	5	1	23.2	2.0	2.4	1.21	2.0	0.17	9.7	12	26	16	18	11	15	35	
Alston	46	8	11	4	5	4	23.9	2.3	4.1	0.81	1.8	0.32	7.8	10C	19C	8C	9C	8C	11C	23C	
McCoy	36	15	4	3	5	4	20.4	5.3	0.6	0.42	1.4	0.90	6.8	7C	15C	4	8	15C	4T	16C	
Brown	36	8	2	1	2	0	23.0	3.0	0.6	0.20	1.2	0.00	5.6	6C	10C	4	5	8C	2T	13C	
N'diaye	30	10	2	1	3	8	13.5	3.7	0.3	0.36	1.0	1.45	5.0	5C	10C	6T	7C	10C	2C	13C	
Bradley	42	15	4	2	6	3	16.6	6.1	1.0	0.24	1.1	0.48	5.0	7C	11C	5C	7C	15C	4C	16C	
Foster	33	9	2	1	3	2	11.1	3.5	0.4	0.03	1.0	0.31	4.2	8	14	7	8	15	4	18	
Jefferies	45	4	3	2	4	2	13.1	1.2	0.4	0.37	0.9	0.31	3.9	6C	19C	4C	6C	4C	3C	15C	
Huffman	22	9	3	1	1	2	10.9	3.3	0.7	0.14	0.4	0.43	3.3	4C	7C	2C	2C	9C	3C	10C	
Jackson	35	3	5	3	5	1	11.9	1.0	1.6	0.38	0.8	0.13	2.8	5C	11C	6C	6T	6	11	10T	
Baston	15	9	0	2	2	3	8.6	1.4	0.0	0.25	0.4	0.69	2.5	3C	5C	6C	6C	9C	0C	8C	
Long (TOT)	24	7	2	1	6	2	11.4	2.3	0.2	0.19	0.8	0.42	2.3	6	14	4	6	12	2T	13	
Long (TOR)	24	6	2	1	6	1	11.4	2.9	0.6	0.43	1.6	0.43	2.9								
Hamilton	6	4	0	1	1	0	4.0	1.3	0.0	0.33	0.3	0.00	2.0	8	15	8	11	16	1	20	
RAPTORS	265	53	29	17	30	14	122	241.5	41.2	19.3	7.43	14.4	4.78	90.9	50	109	41	49	65	39	128
OPPONENTS	265	68	36	16	26	12	125	241.5	43.6	21.1	7.37	13.7	4.95	96.8	61	109T	41	55	68T	44	152

NO.	DATE	OPPONENT	TOR/OPP	HOME	ROAD	TOTAL	SK	HIGH POINTS	HIGH REBOUNDS	HIGH ASSISTS	OPPONENT PTS.	ATTENDANCE
1.	Oct. 30	WASHINGTON	W 74-68	1-0	0-0	1-0	W1	Peterson-20	Davis-16	A. Williams-6	Stackhouse-19	20,165
2.	Nov. 1	@San Antonio	L 72-91	1-0	1-1	1-1	L1	Carter-18	McCoY-15	Hunter-3	Duncan-22	18,787
3.	Nov. 2	@Houston	L 76-88	1-0	0-2	1-2	L1	Hunter-17	Bradley/Peterson-7	A. Williams-3	Francis-28	16,285
4.	Nov. 4	CHICAGO	W 109-105(OT)	2-0	0-2	2-2	W1	A. Williams-25	J. Williams-12	A. Williams-8	Marshall-32	17,441
5.	Nov. 6	DALLAS	L 92-106	2-1	0-2	2-3	L1	Lenard-20	J. Williams-9	Hunter-6	Nowitzki-28	19,800
6.	Nov. 9	@Indiana	L 84-108	2-1	0-3	2-4	L1	Lenard-22	Bradley-10	A. Williams-7	Miller-23	15,365
7.	Nov. 12	@Orlando	W 115-109	2-1	1-3	3-4	W1	A. Williams-32	Peterson-12	Lenard/J. Williams-4	McGrady-38	13,402
8.	Nov. 15	DENVER	W 84-79	3-1	1-3	4-4	W2	Lenard-19	J. Williams-9	Lenard-6	Posey-24	18,985
9.	Nov. 17	UTAH	L 78-82	3-2	1-3	4-5	L1	A. Williams-20	Davis/McCoY-8	A. Williams-6	Harping-23	19,800
10.	Nov. 18	@Atlanta	L 92-117	3-2	1-4	4-6	L2	Lenard/A. Williams-17	Lenard/Peterson-6	A. Williams-5	Abdur-Rahim-27	6,374
11.	Nov. 20	INDIANA	L 95-97	3-3	1-4	4-7	L3	Lenard-22	Davis-10	A. Williams-6	Harrington-22	19,206
12.	Nov. 22	@Philadelphia	L 80-90	3-3	1-5	4-8	L4	Davis-27	Davis-12	A. Williams-6	Iverson-31	19,410
13.	Nov. 24	PHILADELPHIA	L 84-94	3-4	1-5	4-9	L5	A. Williams-25	Davis/J. Williams-8	Lenard/A. Williams-5	Iverson-37	19,800
14.	Nov. 27	NEW YORK	L 81-87	3-5	1-5	4-10	L6	Davis-20	Foster-9	A. Williams-7	Houston-30	19,800
15.	Nov. 29	@Boston	W 88-95	3-5	2-5	5-10	W1	Peterson-31	Foster-9	A. Williams-11	Walker-31	18,624
16.	Dec. 1	@Memphis	W 82-87	3-5	3-5	6-10	W2	Carter-27	Davis-12	A. Williams-8	Battier-14	13,213
17.	Dec. 2	@Dallas	L 102-113	3-5	3-6	6-11	L1	A. Williams-27	Davis-9	A. Williams-7	Nash-25	19,696
18.	Dec. 4	@New Orleans	L 74-89	3-5	3-7	6-12	L2	Carter-26	Davis-11	Jackson-5	Davie-18	13,342
19.	Dec. 6	CHICAGO	W 103-89	4-5	3-7	7-12	W1	Lenard-23	Carter-10	Carter/A. Williams-5	Curry-19	18,862
20.	Dec. 8	PORTLAND	L 91-104	4-6	3-7	7-13	L1	Carter-25	Bradley/J. Williams-10	A. Williams-7	Wells-29	18,624
21.	Dec. 11	@Cleveland	L 83-96	4-6	3-8	7-14	L2	Lenard-24	J. Williams-8	Hunter/Jackson/Lenard-4	Wagner-33	9,090
22.	Dec. 13	SEATTLE	L 79-91	4-7	3-8	7-15	L3	Hunter-21	McCoY/Peterson-7	Jackson/Peterson-4	Payton-21	18,111
23.	Dec. 15	WASHINGTON	L 82-95	4-8	3-8	7-16	L4	Hunter-22	McCoY-10	Lenard/A. Williams-5	Stackhouse-28	19,800
24.	Dec. 17	@Milwaukee	W 122-117(OT)	4-8	4-8	8-16	W1	Lenard-23	Huffman/McCoY-9	A. Williams-7	Allen-37	15,926
25.	Dec. 18	@Chicago	L 83-96	4-8	4-9	8-17	L1	Peterson-22	McCoY/J. Williams-11	Hunter/A. Williams-4	Rose-20	16,111
26.	Dec. 20	MIAMI	L 77-97	4-9	4-9	8-18	L2	Lenard-19	J. Williams-9	Jackson-3	C. Butler-25	19,235
27.	Dec. 22	LA LAKERS	L 107-109(OT)	4-10	4-9	8-19	L3	Peterson-27	J. Williams-12	A. Williams-6	Bryant/Neal-31	19,800
28.	Dec. 26	@Seattle	L 88-97	4-10	4-10	8-20	L4	Lenard-27	J. Williams-11	A. Williams-6	Payton-35	16,139
29.	Dec. 27	@Golden State	L 95-101	4-10	4-11	8-21	L5	Lenard/A. Williams-17	Bradley-15	Lenard-4	Arenas-22	16,487
30.	Dec. 29	@LA Lakers	L 88-104	4-10	4-12	8-22	L6	Peterson-18	McCoY/Peterson-5	A. Williams-6	O'Neal-35	18,997
31.	Dec. 30	@Utah	L 85-107	4-10	4-13	8-23	L7	Lenard/Peterson-18	McCoY/Peterson-6	Lenard/A. Williams-5	Malone-24	19,911
32.	Jan. 1	@New York	L 75-95	4-10	4-14	8-24	L8	A. Williams-15	McCoY-15	A. Williams-7	Thomas-26	18,540
33.	Jan. 3	CLEVELAND	L 80-81	4-11	4-14	8-25	L9	A. Williams-25	J. Williams-18	Hunter-7	Davie-29	17,667
34.	Jan. 5	NEW ORLEANS	L 84-99	4-12	4-14	8-26	L10	Peterson-17	McCoY-8	A. Williams-7	Mashburn-22	18,568
35.	Jan. 6	@Detroit	L 74-82	4-12	4-15	8-27	L11	Davis-21	J. Williams-15	Peterson-5	Robinson-25	16,239
36.	Jan. 10	NEW JERSEY	L 79-94	4-13	4-15	8-28	L12	Alston-17	J. Williams-10	A. Williams/Peterson-4	Kidd-25	19,314
37.	Jan. 12	MINNESOTA	W 105-91	5-13	4-15	9-28	W1	Peterson-20	J. Williams-14	Alston/A. Williams-8	Garnett-25	19,800
38.	Jan. 14	@Washington	W 84-75	5-13	5-15	10-28	W2	Peterson-21	J. Williams-20	Alston-11	Jordan-22	20,173
39.	Jan. 15	MILWAUKEE	L 87-99	5-14	5-15	10-29	L1	Peterson-22	J. Williams-17	Davis/Alston-5	Cassell-19	18,357
40.	Jan. 17	@New Jersey	L 77-88	5-14	5-16	10-30	L2	Peterson-20	J. Williams-15	A. Williams-8	Kidd-18	17,107
41.	Jan. 19	ORLANDO	L 93-101	5-15	5-16	10-31	L3	Peterson-25	J. Williams-10	A. Williams-9	McGrady-35	19,800
42.	Jan. 20	@Minnesota	L 81-89	5-15	5-17	10-32	L4	Lenard-22	J. Williams-13	Alston/A. Williams-5	Garnett-19	14,773
43.	Jan. 22	@Indiana	L 98-101	5-15	5-18	10-33	L5	Lenard-19	J. Williams-14	A. Williams-9	Strickland-19	15,488
44.	Jan. 26	SACRAMENTO	W 101-97	6-15	5-18	11-33	W1	Carter-22	J. Williams-14	A. Williams-7	Bibby-30	19,800
45.	Jan. 29	@New Orleans	L 83-104	6-15	5-19	11-34	L1	Lenard-16	Davis-7	Peterson-6	Wesley-25	13,014
46.	Jan. 31	INDIANA	W 102-90	7-15	5-19	12-34	W1	Davis-20	A. Williams-7	A. Williams-7	Miller-20	18,977
47.	Feb. 2	LA CLIPPERS	W 100-86	8-15	5-19	13-34	W2	Lenard-30	Bradley-11	A. Williams-9	Maggette/Odom-19	17,862
48.	Feb. 4	@Milwaukee	W 88-95	8-15	6-19	14-34	W3	Carter-25	Davis-16	Carter-4	Rod-24	13,765
49.	Feb. 12	ATLANTA	W 97-96	9-15	6-19	15-34	W4	Davis-22	J. Williams-14	A. Williams-7	Robinson-26	17,372
50.	Feb. 14	GOLDEN STATE	L 114-118(OT)	9-16	6-19	15-35	L1	Lenard-26	Davis-14	A. Williams-10	Jamison-32	19,346
51.	Feb. 16	ORLANDO	W 99-97	10-16	6-19	16-35	W1	A. Williams-22	Davis-11	Carter/Lenard-5	McGrady-36	19,800
52.	Feb. 19	DETROIT	L 84-89	10-17	6-19	16-36	L1	Peterson-20	A. Williams-17	J. Williams-13	Billups-16	19,140
53.	Feb. 21	PHOENIX	W 82-89	11-17	6-19	17-36	W1	Davis-22	J. Williams-13	A. Williams-7	Marbury-22	18,695
54.	Feb. 26	@Chicago	L 95-103	11-17	6-20	17-37	L1	Lenard-20	J. Williams-11	A. Williams-9	Rose-26	18,178
55.	Feb. 28	@Boston	L 85-90	11-17	6-21	17-38	L2	Carter-18	Davis-14	Alston-7	Walker-22	18,624
56.	Mar. 2	BOSTON	W 104-92	12-17	6-21	18-38	W1	Davis-19	Bradley-13	A. Williams-6	Walker-38	19,800
57.	Mar. 4	@Washington	W 88-86	12-17	7-21	19-38	W2	Carter-24	Bradley/J. Williams-7	Davis-5	Stackhouse-21	20,173
58.	Mar. 5	HOUSTON	L 95-97	12-18	7-21	19-39	L1	Carter-21	J. Williams-10	Davis-6	Yao-21	20,171
59.	Mar. 8	@Atlanta	W 107-98	12-18	8-21	20-39	W1	Carter-43	J. Williams-15	Davis-8	Robinson-29	19,445
60.	Mar. 9	MEMPHIS	L 106-119	12-19	8-21	20-40	L1	Carter-26	Davis-8	A. Williams-9	Gast-32	19,138
61.	Mar. 11	@Denver	L 87-95	12-19	8-22	20-41	L2	Carter-21	Bradley-12	A. Williams-6	Howard-24	13,409
62.	Mar. 12	@Portland	L 103-125	12-19	8-23	20-42	L3	Carter-21	Bradley-10	A. Williams-6	Stoudamire-20	19,991
63.	Mar. 14	@Sacramento	L 84-119	12-19	8-24	20-43	L4	Carter/Peterson-16	N'Daye-10	Alston-7	Webber-26	17,317
64.	Mar. 16	@LA Clipper	L 110-111	12-19	8-25	20-44	L5	Carter-28	Davis/J. Williams-8	A. Williams-5	Odom-25	18,268
65.	Mar. 17	@Phoenix	L 91-95(OT)	12-19	8-26	20-45	L6	Peterson-17	Davis-15	A. Williams-7	Marion-30	15,326
66.	Mar. 19	ATLANTA	W 87-86	13-19	8-26	21-45	W1	Carter-27	J. Williams-10	A. Williams-6	Terry-23	17,885
67.	Mar. 21	@Miami	L 98-107	13-19	8-27	21-46	L1	Carter-30	J. Williams-9	A. Williams-7	C. Butler-22	14,892
68.	Mar. 23	PHILADELPHIA	L 95-112	13-20	8-27	21-47	L2	Carter-22	Davis-9	Carter-9	Iverson-32	19,800
69.	Mar. 24	@New York	L 90-100	13-20	8-28	21-48	L3	Davis-23	Davis-12	A. Williams-8	Thomas-23	18,824
70.	Mar. 26	CLEVELAND	W 88-83	14-20	8-28	22-48	W1	Peterson-21	McCoY-8	A. Williams-6	Igusa-25	16,832
71.	Mar. 28	NEW ORLEANS	L 92-101	14-21	8-28	22-49	L1	Carter-21	Bradley-11	A. Williams-5	Mashburn-27	18,773
72.	Mar. 30	NEW YORK	W 95-86	15-21	8-28	23-49	W1	Carter-28	Bradley-11	Carter-6	Houston-24	19,800
73.	Apr. 1	DETROIT	L 85-92	15-22	8-28	23-50	L1	Lenard-21	Bradley/McCoY-14	A. Williams-6	Hamilton-20	18,237
74.	Apr. 2	@Detroit	W 88-78	15-22	9-28	24-50	W1	Carter-18	J. Williams/Hamilton-16	A. Williams-6	A. Williams-6	22,076
75.	Apr. 4	SAN ANTONIO	L 98-124	15-23	9-28	24-51	L1	Carter-17	Bradley-8	Carter/Alston/Peterson-3	Rose-23	18,376
76.	Apr. 6	NEW JERSEY	L 87-96	15-24	9-28	24-52	L2	Carter-28	McCoY-9	A. Williams-8	Martin-24	19,319
77.	Apr. 8	@Miami	L 83-89	15-24	9-29	24-53	L3	A. Williams-16	Bradley-8	Peterson-5	Grant-16	14,365
78.	Apr. 9	@Orlando	L 82-88	15-24	9-30	24-54	L4	A. Williams-15	J. Williams-10	A. Williams-7	McGrady-37	14,581
79.	Apr. 11	MILWAUKEE	L103-105	15-25	9-30	24-55	L5	Alston-20	J. Williams-13	Alston-8	Kukoc-25	17,762
80.	Apr. 12	@New Jersey	L 86-94	15-25	9-31	24-56	L6	Peterson-22	N'Doye/Peterson-13	A. Williams-7	Jefferson-21	15,306
81.	Apr. 15	MIAMI	L 99-103	15-26	9-31	24-57	L7	Peterson-33	J. Williams-17	Alston-8	R. Butler-19	17,666
82.	Apr. 16	@Cleveland	L 86-96	15-26	9-32	24-58	L8	Alston-23	Bradley-10	Alston-8	Parker-17	20,251

2001-02 REVIEW



FRONT ROW (L-R): Mamadou N'diaye, Antonio Davis, Dell Curry, Chris Childs, Alvin Williams, Vince Carter, Morris Peterson, Tracy Murray, Jermaine Jackson, Michael Bradley, Keon Clark. **BACK ROW (L-R):** Jerome Camacho, Kevin DiPietro, Ray Chow, Ron De Angelo, Bryan James, Chuck Mooney, Eric Montross, Jerome Williams, Hakeem Olajuwon, Michael Stewart, Lenny Wilkens, Stan Albeck, Jim Brewer, Craig Neal, Micah Nori, Danny Aning.

2001-02 SEASON NOTES:

- The Raptors qualified for the NBA playoffs for the third consecutive season, finishing with a record of 42-40.
- Toronto faced Detroit in the first round of the 2002 NBA Playoffs, dropping the fifth and deciding game 85-82 at Detroit.
- Toronto set a franchise record holding opponents to 91.8 points per game.
- The Raptors became the only team in NBA history to advance to the postseason after suffering a 13-game winless streak. Toronto also recorded a franchise-record nine-game winning streak en route to finishing the season with 12 wins in its last 14 games.
- The Raptors set a record for home sellouts with 40 in 41 games, averaging 19,784 and ranking fourth in the NBA.
- Vince Carter finished seventh in the NBA in scoring and was the leading vote-getter for the NBA All-Star Game but could not participate due to injury.
- Morris Peterson was selected to the Sophomore Team of the 2002 Got Milk? Rookie Challenge during All-Star Weekend but didn't play due to injury.
- Antonio Davis became the Raptors' all-time leading rebounder Dec. 16 vs. Washington (1,656). In that same game, Hakeem Olajuwon surpassed Oscar Robertson to move into seventh on the NBA's all-time scoring list.

PLAYER	G	GS	MIN	FIELD GOALS			3-POINT FG			FREE THROWS			REBOUNDS		AST	PF	DQ	STL	TO	BLK	PTS	AVG	
				FG	FBA	PCT	FG	FBA	PCT	FT	FIA	PCT	OFF	DEF									TOT
Carter	60	60	2365	559	1307	.428	121	313	.387	245	307	.798	138	175	313	239	191	4	94	154	43	1494	24.7
Davis	77	77	2978	410	963	.426	0	1	.000	293	358	.818	254	486	740	155	225	3	54	158	83	1113	14.5
Peterson	63	56	1988	336	768	.436	84	231	.364	127	169	.751	91	132	223	153	174	2	73	86	11	883	14.0
A. Williams	82	82	2927	403	971	.415	62	193	.321	103	140	.736	58	223	281	468	191	1	135	150	26	971	11.8
Clark	81	31	2185	380	775	.490	0	0	5.000	155	230	.674	182	421	603	88	258	4	58	140	122	915	11.3
J. Williams	68	32	1641	190	398	.480	0	0	—	138	204	.676	165	221	386	75	153	0	78	68	25	518	7.6
Olajuwon	51	37	1378	194	418	.464	0	2	0.000	47	84	.560	98	268	366	66	147	0	74	98	90	435	7.1
Curry	36	4	886	141	347	.406	45	131	.344	33	37	.892	23	58	81	61	50	0	22	41	6	360	5.4
Murray	40	3	473	85	207	.411	40	104	.385	17	21	.810	18	35	53	19	38	0	11	25	8	227	5.7
Childs	69	4	1576	97	296	.328	33	120	.275	58	71	.817	18	136	154	351	177	3	56	123	5	285	4.1
N'diaye	5	0	46	6	10	.600	0	0	—	8	10	.800	6	5	11	0	6	0	1	2	20	4.0	
Dial (TOT)	7	0	299	41	120	.342	1	11	.091	18	24	.750	14	42	56	35	13	0	10	16	4	101	3.2
Dial (TOR)	32	0	50	11	26	.423	1	4	.250	5	6	.833	2	9	11	4	1	0	2	3	0	28	4.0
Jackson	24	0	280	20	42	.476	1	2	5.000	16	24	.667	3	24	27	57	24	0	9	14	1	57	2.4
Montross	49	24	655	53	132	.402	0	1	0.000	10	31	.323	36	104	140	16	92	1	12	25	23	116	2.4
Stewart	11	0	93	8	23	.348	0	0	—	6	11	.545	12	13	25	3	12	0	4	4	3	22	2.0
Arroyo	17	0	96	13	29	.448	0	0	—	4	6	.667	3	9	12	21	12	0	6	12	0	30	1.8
Bradley	26	0	118	13	25	.520	0	0	0.000	4	8	.500	7	17	24	3	10	0	0	6	6	30	1.2
RAPTORS	82		19755	2919	6727	.434	387	1109	.349	1269	1717	.739	1114	2336	3450	1779	1771	18	688	1174	454	7494	91.8
OPPONENTS	82		19755	2820	6390	.441	377	1089	.346	1513	2011	.752	995	2436	3431	1629	1612	10	628	1250	393	7530	91.4

PLAYER	SINGLE-GAME HIGHS										AVERAGE PER GAME					CAREER HIGHS (C-SET, T-TEST)					
	MIN	REB	AST	ST	TO	BL	PTS	MIN	REB	AST	STL	TO	BLK	PTS	FG	FBA	FT	FIA	REB	AST	PTS
Carter	51	15	8	6	8	3	43	39.8	5.2	4.0	1.57	2.6	0.72	24.7	20	36	22	27	157	11	51
Davis	47	7	7	3	6	4	29	38.7	9.6	2.0	0.70	2.1	1.08	14.5	13	22	15	17	19	7	31
Peterson	44	9	8	4	5	2	29	31.6	3.5	2.4	1.16	1.4	0.17	14.0	11C	20C	8T	10	9T	8C	29T
A. Williams	50	11	14	4	6	2	28	35.7	3.4	5.7	1.65	1.8	0.32	11.8	12C	21C	7T	10C	11C	14T	28C
Clark	43	16	4	4	5	5	26	27.0	7.4	1.1	0.72	1.7	1.51	11.3	13	20	7C	12C	22	5	29
J. Williams	43	13	4	5	5	2	22	24.1	5.7	1.1	1.15	1.0	0.37	7.6	11	16	10	14	21	4T	26
Olajuwon	43	20	5	6	6	9	16	22.6	6.0	1.1	1.21	1.6	1.48	7.1	24	40	17	20	25	12	52
Curry	28	5	4	3	3	1	18	15.8	1.4	1.1	0.39	0.7	1.11	6.4	15	26	9	12	11	10	38
Murray	31	5	2	2	3	3	16	11.8	1.3	0.5	0.28	0.6	0.20	5.7	18	29	9	11	12	5	50
Childs	35	7	11	3	5	1	14	22.8	2.2	5.1	0.81	1.8	0.07	4.1	10	23	13	14	11	17	30
N'diaye	18	7	0	0	1	2	8	9.2	2.2	0.0	0.00	0.2	0.40	4.0	3C	4C	6C	6C	7C	0T	8C
Dial (TOT)	21	6	4	2	2	1	13	9.3	1.8	1.1	0.31	0.5	0.13	3.2	6	10	3C	4T	7	4T	15
Dial (TOR)	14	3	2	2	1	0	9	7.1	1.6	0.6	0.29	0.4	0.00	4.0							
Jackson	30	6	11	2	2	1	10	11.7	1.1	2.4	0.38	0.6	0.04	2.4	4C	8C	4	6	6C	11C	10C
Montross	40	12	3	2	2	2	10	13.4	2.9	0.3	0.24	0.5	0.47	2.4	13	17	9	13	18	4	28
Stewart	18	7	1	2	2	2	7	8.5	2.3	0.3	0.36	0.4	0.27	2.0	6	12	5	6	19	4	14
Arroyo	14	4	4	2	3	0	6	5.6	0.7	1.2	0.35	0.7	0.00	1.8	6	12	3	4	4T	8	12
Bradley	13	6	1	0	2	2	6	4.5	0.9	0.1	0.00	0.2	0.23	1.2	3C	6C	2C	4C	6C	1C	6C
RAPTORS	265	60	33	14	22	20	117	240.9	42.1	21.7	8.39	14.3	5.54	91.4	50	109	41	49	65	39	128
OPPONENTS	265	59	32	13	25	10	122	240.9	41.8	19.9	7.66	15.2	4.79	91.8	61	109	41	55	68	34	152

NO.	DATE	OPPONENT	TOR/OPP	HOME	ROAD	TOTAL	SK	HIGH POINTS	HIGH REBOUNDS	HIGH ASSISTS	OPPONENT PTS	ATTENDANCE
1.	Oct. 30	@Orlando	L 85-114	0-0	0-1	0-1	L1	Childs-13	Davis-10	Carter-3	McGrady-23	16,088
2.	Oct. 31	@Miami	L 92-97	0-0	0-2	0-2	L2	Carter-20	Davis-15	Carter-7	Mourning-25	16,500
3.	Nov. 2	DALLAS	W109-92	1-0	0-2	1-2	W1	Carter-25	Davis/Olajuwon-8	A. Williams/Peterson-8	Finley/Hardaway-17	19,800
4.	Nov. 4	INDIANA	W113-100	2-0	0-2	2-2	W2	Carter-28	Olajuwon-8	O'Neal-21	Flinn-21	19,800
5.	Nov. 7	GOLDEN STATE	W109-92	3-0	0-2	3-2	W3	Carter-39	Davis-16	Carter-6	Richardson-16	18,887
6.	Nov. 10	@Utah	W117-96	3-0	1-2	4-2	W4	Carter-43	J. Williams-9	A. Williams-12	Marshall-26	18,194
7.	Nov. 11	@Denver	L 85-96	3-0	1-3	4-3	L1	Carter-22	Davis-11	A. Williams-7	Van Exel-24	13,735
8.	Nov. 13	@Sacramento	L 86-95	3-0	1-4	4-4	L2	Carter-23	A. Williams-5	Carter-5	Bibby/Crist-20	17,317
9.	Nov. 14	@Golden State	W 88-82	3-0	2-4	5-4	W1	Carter-24	Clark-9	Carter/A. Williams-5	Dampier-22	18,269
10.	Nov. 16	@L.A. Clippers	W 94-85	3-0	3-4	6-4	W2	Carter-29	Olajuwon-12	A. Williams-9	Maggette-28	18,954
11.	Nov. 18	@Phoenix	W 87-81	3-0	4-4	7-4	W3	Carter-31	Olajuwon-12	A. Williams-7	Marion-24	14,823
12.	Nov. 20	DETROIT	L 84-88	3-1	4-4	7-5	L1	Carter-28	Olajuwon-20	A. Williams-7	Robinson-22	19,800
13.	Nov. 23	MILWAUKEE	L 75-78	3-2	4-4	7-6	L2	Carter-26	Davis-11	A. Williams-7	Robinson-19	18,800
14.	Nov. 23	@Boston	W 91-89	3-2	5-4	8-6	W1	Clark-19	Clark-8	A. Williams-7	Walker-25	19,824
15.	Nov. 25	PHILADELPHIA	W107-88	4-2	5-4	9-6	W2	Carter-20	Davis/Clark-10	A. Williams-7	Moike-23	19,800
16.	Nov. 29	MEMPHIS	W 91-88	5-2	5-4	10-6	W3	Carter-33	Davis-11	Carter/A. Williams-7	Gasol-22	19,800
17.	Dec. 1	@Atlanta	W104-103	5-2	6-4	11-6	W4	Carter-19	Carter/Clark-10	A. Williams-9	Govert-25	18,828
18.	Dec. 2	BOSTON	L 89-85	5-3	6-4	11-7	L1	Carter-17	Davis-12	Carter-6	Walker-17	18,600
19.	Dec. 3	@Milwaukee	L 89-85	5-3	6-5	11-8	W2	Carter-26	Olajuwon-14	Carter-5	Alas-30	18,717
20.	Dec. 7	SENIER	W 89-96(OT)	6-3	6-5	12-8	L2	Carter-25	Clark-15	Childs/A. Williams-7	Van Exel-27	19,800
21.	Dec. 9	PHOENIX	L 90-91	6-4	6-5	12-9	L1	Carter-42	Clark-15	Clark-15	Hardaway-27	19,800
22.	Dec. 12	@San Antonio	L 95-108	6-4	6-6	12-10	L2	A. Williams-16	Olajuwon/Peterson-6	A. Williams-7	Duncan-26	16,650
23.	Dec. 13	@Charlotte	L 90-104	6-4	6-7	12-11	L3	Carter-31	Clark-9	A. Williams-7	Malin-19	9,791
24.	Dec. 16	WASHINGTON	L 88-93	6-5	6-7	12-12	L4	Carter-23	Clark-14	A. Williams-8	Hamilton-27	20,048
25.	Dec. 19	@Indiana	W102-90	6-5	7-7	13-12	W1	Peterson-29	Davis-11	Carter/A. Williams-6	O'Neal-27	16,060
26.	Dec. 20	CHICAGO	W 96-91	7-5	7-7	14-12	W2	Carter-33	J. Williams/Davis-11	Carter-7	Miller-24	19,800
27.	Dec. 23	MIAMI	W 83-76	8-5	7-7	15-12	W3	Carter-27	Carter/Davis-10	A. Williams-7	Jackson-12	19,800
28.	Dec. 25	@New York	L 94-102	8-5	7-8	15-13	L1	Peterson-22	Davis-11	A. Williams-5	Houston-34	19,763
29.	Dec. 28	@L.A. Lakers	W 89-86	8-5	8-8	16-13	W1	A. Williams-17	Clark-16	A. Williams-5	Bryant-26	18,957
30.	Dec. 29	@Seattle	L 75-101	8-5	8-9	16-14	L1	Peterson-18	Clark-11	A. Williams-5	Baker-21	17,072
31.	Jan. 2	@Portland	W 95-94	8-5	9-9	17-14	W1	Carter-28	Clark/Davis-9	A. Williams-9	Wallace-22	18,117
32.	Jan. 4	CLEVELAND	W101-91	9-5	9-9	18-14	W2	Carter-34	Clark-11	Carter-8	Davis-15	19,800
33.	Jan. 6	L.A. LAKERS	L 89-108	9-6	9-9	18-15	L1	Carter-24	Montross-8	A. Williams-6	Bryant-31	19,800
34.	Jan. 8	@Memphis	L 81-84	9-6	9-10	18-16	L2	Carter-31	Davis-10	Childs/A. Williams-6	Gasol/Swift-20	14,323
35.	Jan. 9	@Chicago	W 85-73	9-6	10-10	19-16	W1	Carter-29	Davis-12	Clark-10	Artest-21	16,227
36.	Jan. 11	ATLANTA	W 94-91(OT)	10-6	10-10	20-16	W2	A. Williams-28	Davis-13	Carter-8	Abdur-Rahim-26	19,800
37.	Jan. 13	L.A. CLIPPERS	L 72-79	10-7	10-10	20-17	L1	Carter-31	Davis-17	A. Williams-4	Olowokun/Odom-16	19,800
38.	Jan. 15	@Detroit	W 92-90	10-7	11-10	21-17	W1	Carter-24	Carter/Davis-9	Clark-9	Stackhouse-38	17,045
39.	Jan. 16	HOUSTON	W108-103	11-7	11-10	22-17	W2	Carter-29	A. Williams-6	A. Williams-7	Norris-28	19,800
40.	Jan. 18	NEW JERSEY	W 89-77	12-7	11-10	23-17	W3	Carter-23	Clark-13	A. Williams-7	Kidd-19	19,800
41.	Jan. 19	@Charlotte	W 91-89	12-7	12-10	24-17	W4	Carter-34	J. Williams-10	Davis/A. Williams-5	Campbell-22	16,593
42.	Jan. 21	@Boston	L 97-106	12-8	12-11	24-18	L1	Carter-26	Olajuwon-10	Clark-8	Pierce-30	16,380
43.	Jan. 23	NEW YORK	L 92-96	12-8	12-11	24-19	L2	A. Williams-23	Davis-17	Clark-7	Spewell-35	19,800
44.	Jan. 25	MINNESOTA	W107-100	13-8	12-11	25-19	W1	Carter-19	J. Williams-13	A. Williams-7	Billups-17	19,800
45.	Jan. 27	ORLANDO	W106-97	14-8	12-11	26-19	W2	Carter-32	Davis-10	O'Neal-9	McGrady-27	19,800
46.	Jan. 31	BOSTON	W 97-92	15-8	12-11	27-19	W3	Carter-27	Davis-13	Clark-9	Walker-25	19,800
47.	Feb. 2	@New Jersey	L 91-98	15-8	12-12	27-20	L1	Carter-26	Davis-12	Clark-9	Kidd-31	20,049
48.	Feb. 4	@Philadelphia	W108-93	15-8	13-12	28-20	W1	Carter-29	Davis-9	Carter-6	erson-32	20,512
49.	Feb. 5	@Washington	L 94-99	15-8	13-13	28-21	L1	Carter-29	Davis-9	Clark-11	Jordan-23	20,674
50.	Feb. 7	SAN ANTONIO	W 89-74(OT)	15-8	13-13	29-21	W1	Clark-17	Clark-12	A. Williams-9	Duncan-22	19,800
51.	Feb. 12	@Cleveland	L 81-89	16-8	13-14	29-22	L1	Clark-18	Montross-12	Clark-7	Miller-22	15,989
52.	Feb. 13	@New York	L 82-89	16-8	13-15	29-23	L2	Clark-26	Clark-15	Clark-15	Thomas-19	19,763
53.	Feb. 15	UTAH	L 85-94	16-9	13-15	29-24	L3	A. Williams-26	Davis-8	A. Williams-7	Malone/Stackhouse-23	19,800
54.	Feb. 17	MILWAUKEE	L 86-91	16-10	13-15	29-25	L4	A. Williams-24	Davis-17	Clark-11	Alon/Cassell-20	19,800
55.	Feb. 18	@Detroit	L 76-89	16-10	13-16	29-26	L5	Davis-21	Davis-14	Childs/A. Williams-5	Stackhouse-21	18,491
56.	Feb. 20	CHARLOTTE	L 77-78	16-11	13-16	29-27	L6	Davis-29	Davis-14	Clark-11	Campbell-18	19,800
57.	Feb. 22	DETROIT	L 72-80	16-12	13-16	29-28	L7	Davis-17	Davis-13	A. Williams-8	Robinson-21	19,800
58.	Feb. 24	SEATTLE	L 92-101	16-13	13-16	29-29	L8	Carter-28	Davis-12	A. Williams-14	Barry-23	19,800
59.	Feb. 27	ORLANDO	L 85-90	16-14	13-16	29-30	L9	Carter-25	Davis-10	A. Williams-8	McGrady-24	19,800
60.	Mar. 1	PORTLAND	L 81-91	16-15	13-16	29-31	L10	Carter-22	Davis/Olajuwon-8	A. Williams-6	Wallace-20	19,800
61.	Mar. 3	PHILADELPHIA	L 84-96	16-16	13-16	29-32	L11	Davis-26	Davis-9	A. Williams-6	erson-42	19,800
62.	Mar. 5	@Houston	L108-112	16-16	13-17	29-33	L12	Carter-43	Carter/Olajuwon-7	A. Williams-9	Francis-35	14,221
63.	Mar. 7	@Dallas	L103-122	16-16	13-18	29-34	L13	Carter-19	Clark/Davis-15	A. Williams-7	Nowitzki-35	19,945
64.	Mar. 8	@Miami	W 83-74	16-16	14-18	30-34	W1	Davis-23	Davis-22	A. Williams-7	Jones-22	16,500
65.	Mar. 10	@Orlando	L 79-82	16-16	14-19	30-35	L1	Carter-16	Davis-12	Clark-7	McGrady-22	16,171
66.	Mar. 12	@New Jersey	L 84-86	16-16	14-20	30-36	L2	Carter-17	Davis/J. Williams-13	Clark-4	Martin-16	16,105
67.	Mar. 17	SACRAMENTO	L113-116	16-17	14-20	30-37	L3	Carter-22	Olajuwon-13	Clark-7	Webber-31	19,800
68.	Mar. 19	@Minnesota	L 80-112	16-17	14-21	30-38	L4	Peterson-19	Davis-13	A. Williams-7	Garnett-20	17,010
69.	Mar. 22	@Cleveland	W 94-80	16-17	15-21	31-38	W1	Peterson-18	Clark-10	A. Williams-4	Person-15	17,847
70.	Mar. 24	WASHINGTON	W 92-91	17-17	15-21	32-38	W2	Peterson-26	Davis-9	A. Williams-9	Hamilton-21	19,800
71.	Mar. 27	MIAMI	W 81-80	18-17	15-21	33-38	W3	Peterson-21	Davis/J. Williams-8	Clark-5	Strickland-24	19,800
72.	Mar. 28	@Atlanta	W 85-83	18-17	16-21	34-38	W4	Davis/Peterson-15	Davis-8	Clark-7	Abdur-Rahim-23	12,036
73.	Mar. 31	@Philadelphia	W 72-70	18-17	17-21	35-38	W5	Davis-16	J. Williams-9	Clark-9	Coleman-16	20,650
74.	Apr. 3	CHICAGO	W117-104	19-17	17-21	36-38	W6	Peterson-26	Davis-13	A. Williams-10	Rose-30	19,800
75.	Apr. 5	@Chicago	W 98-96	19-17	18-21	37-38	W7	Davis-27	Clark-10	Clark-9	Rose-35	19,352
76.	Apr. 7	INDIANA	W 94-84	20-17	18-21	38-38	W8	A. Williams-26	Davis-10	Clark-9	R. Miller-26	19,800
77.	Apr. 9	CHARLOTTE	W 84-80	21-17	18-21	38-38	W9	Davis-24	J. Williams-8	Davis/Peterson-7	Mashburn-21	19,800
78.	Apr. 10	@Indiana	L 82-90	21-17	18-22	39-38	L1	Davis-9	Davis-9	A. Williams-6	O'Neal-29	16,337
79.	Apr. 12	ATLANTA	W112-73	22-17	18-22	40-39	W1	Clark/J. Williams-20	Clark/Bradley/J. Williams-6	A. Williams-6	Terry-20	19,800
80.	Apr. 14	NEW JERSEY	W109-82	22-17	18-22	41-39	W2	Peterson-24	Clark-9	Jackson-9	Calderon/Scalabrine-16	19,800
81.	Apr. 16	@Milwaukee	L 89-105	22-17	18-23	41-40	L1	Peterson-23	Davis/J. Williams-6	Clark/A. Williams-5	Coccol-24	17,066
82.	Apr. 17	CLEVELAND	W103-85	24-17	18-23	42-40	W1	J. Williams/Peterson-22	J. Williams-12	A. Williams-8	Murray-28	19,800

PLAYS	NO.	DATE	OPPONENT	TOR/OPP	HOME	ROAD	TOTAL	SK	HIGH POINTS	HIGH REBOUNDS	HIGH ASSISTS	OPPONENT PTS	ATTENDANCE
1.	Apr. 21	@Detroit	L 83-85	0-0	0-1	0-1	L1	Davis-15	Davis-14	A. Williams-6	Stackhouse-20	22,076	
2.	Apr. 24	@Detroit	L 91-96	0-0	0-2	0-2	L2	Clark-22	Davis-14	Clark-14	Stackhouse-31	22,076	
3.	Apr. 27	DETROIT	W 94-84	1-0	0-2	1-2	W1	Davis-30	Davis-8	Clark-10	Atkins-20	20,138	
4.	Apr. 29	DETROIT	W 89-83	2-0	0-2	2-2	W2	Peterson-20	Clark-16	A. Williams-9	Atkins-20	20,112	
5.	May 2	@Detroit	L 82-85	2-0	0-3	2-3	L1	Curry-17	Davis-12	Clark/A. Williams-6	Williams-23	22,076	

2000-01 REVIEW



FRONT ROW (L-R): Antonio Davis, Dell Curry, Chris Childs, Vince Carter, Alvin Williams, Morris Peterson, Tracy Murray, Charles Oakley. **BACK ROW (L-R):** Ray Chow, Kevin DiPietro, Danny Aning, Ron De Angelo, Bryan James, Chuck Mooney, Eric Montross, Jerome Williams, Keon Clark, Michael Stewart, Mamadou N'diaye, Lenny Wilkens, Stan Albeck, Jim Brewer, Craig Neal, Brian James, Micah Nori.

2000-01 SEASON NOTES:

- The Raptors qualified for the NBA playoffs for the second consecutive season, finishing with a record of 47-35.
- Toronto won its first postseason series by defeating New York 3-2.
- The Raptors lost 87-86 to Philadelphia in Game Seven of the Eastern Conference Semifinal.
- Toronto had only one losing month (December) during the campaign.
- The team's 47 regular-season wins was a new high-water mark eclipsing the old record of 45 set last season.
- The Raptors set a record for home sellouts with 27 (since surpassed), averaging 19,348 for the year to rank sixth in the NBA.
- Vince Carter finished fifth in NBA scoring and was the leading vote-getter for the NBA All-Star Game.
- Antonio Davis and rookie Morris Peterson joined Vince Carter at the All-Star Weekend, marking the first time in franchise history the Raptors were represented by three players at the festivities.
- Vince Carter and Charles Oakley became the franchise-leading scorer and rebounder respectively.
- Three trades added new faces (in - Childs, Clark, Montross, Murray, N'diaye, J. Williams; out - Bogues, Corbin, David, Jackson, Williamson).
- Toronto finished the season 19-8 after the trade deadline deals with New York and Detroit.
- The Raptors finished the season winning 12 of their last 16 games to clinch fifth seed in the Eastern Conference.
- Carter was named second-team All-NBA while Morris Peterson was selected to the NBA All-Rookie Team.


PLAYER				FIELD GOALS			3-POINT FG			FREE THROWS			REBOUNDS			AST	PF	DQ	STL	TO	BLK	PTS	AVG
	G	GS	MIN	FG	FGA	PCT	FG	FGA	PCT	FT	FTA	PCT	OFF	DEF	TOT								
Carter	75	75	2979	782	1656	.460	182	397	.408	384	502	.765	176	240	416	291	205	1	114	167	82	2070	27.6
Davis	78	77	2729	375	866	.433	0	1	.000	319	423	.754	274	513	787	106	230	4	22	135	151	1069	13.7
A. Williams	82	34	2394	330	767	.430	33	108	.306	109	145	.752	50	162	212	407	171	1	123	103	26	802	9.8
Oakley	78	77	2787	305	786	.388	11	49	.224	127	152	.836	142	599	741	264	258	0	76	139	48	748	9.6
Peterson	80	49	1809	290	673	.431	63	165	.382	104	145	.717	112	147	259	105	164	0	63	78	20	747	9.3
Williamson	42	31	886	153	325	.471	0	2	.000	84	130	.646	57	96	153	33	98	0	15	65	13	390	9.3
Willis	35	9	771	124	269	.461	0	2	.000	61	81	.753	68	155	223	21	78	0	19	40	21	309	8.8
Jackson	54	54	1802	170	403	.422	57	165	.345	64	76	.842	42	143	185	498	83	0	63	117	7	461	8.5
Clark (TOR)	81	3	1720	249	519	.480	0	1	.000	142	240	.592	136	298	434	72	244	6	32	90	154	640	7.9
Clark (TOR)	46	0	988	167	320	.522	0	1	.000	79	135	.585	78	170	248	38	143	3	16	42	110	413	9.0
J. Williams (TOT)	59	2	1182	136	294	.463	0	3	.000	100	135	.741	133	249	382	5	124	0	57	63	20	372	6.3
J. Williams (TOR)	26	0	378	48	93	.516	0	1	.000	35	45	.778	35	69	104	13	43	0	18	16	10	131	5.0
Curry	71	1	956	162	382	.424	62	145	.428	43	51	.843	16	69	85	75	66	0	27	39	8	429	6.0
Murray (TOT)	51	1	588	94	248	.379	36	103	.350	33	42	.786	22	59	81	23	53	0	12	26	7	257	5.0
Murray (TOR)	38	1	453	77	193	.399	29	80	.363	24	32	.750	18	41	59	14	45	0	8	20	6	207	5.4
Childs (TOR)	77	5	1859	135	335	.403	32	106	.302	60	71	.845	24	178	202	355	242	3	59	156	15	362	4.7
Childs (TOR)	26	0	550	42	113	.372	12	42	.286	21	25	.840	10	54	64	119	82	1	22	58	8	117	4.5
David	17	0	140	15	29	.517	0	0	---	12	13	.923	9	24	33	4	20	0	2	7	3	42	2.5
Montross (TOT)	54	21	649	56	138	.406	0	0	---	8	31	.258	52	121	173	19	115	0	11	41	26	120	2.2
Montross (TOR)	12	1	81	6	17	.353	0	0	---	1	5	.200	3	20	29	4	15	0	3	4	3	13	1.1
Corbin	15	1	117	9	38	.237	0	5	.000	2	4	.500	9	10	13	4	18	0	2	3	0	20	1.3
N'diaye	3	0	10	1	4	.250	0	0	---	2	2	1.000	1	1	2	0	3	0	0	0	0	4	1.3
Stewart	26	0	123	11	34	.324	0	0	---	11	18	.611	16	13	29	2	19	0	4	5	3	33	1.3
Joseph	2	0	8	1	2	.500	0	0	---	0	0	---	2	0	2	1	1	0	0	1	0	2	1.0
Bogues	3	0	34	0	2	.000	0	1	.000	0	0	---	0	3	3	5	3	0	2	4	0	0	0.0
RAPTORS	82		19955	3048	6972	.437	429	1164	.369	1482	1984	.747	1118	2529	3647	2004	1745	10	599	1080	519	8007	97.6
OPPONENTS	82		19955	3009	6725	.447	379	1045	.363	1425	1890	.754	926	2511	3437	1896	1792	20	561	1156	439	7822	95.4

NO.	DATE	OPPONENT	TOR/OPP	HOME	ROAD	TOTAL	SK	HIGH POINTS	HIGH REBOUNDS	HIGH ASSISTS	OPPONENT PTS.	ATTENDANCE
1.	Oct. 31	DETROIT	L 95-104	0-1	0-0	0-1	L2	Carte-26	Davis/Dakley/Wills-10	Jackson-12	Stachhouse-44	19,800
2.	Nov. 1	@Philadelphia	L 98-104	0-1	0-1	0-2	L2	Carte-25	Davis-11	Jackson-12	Iverson-24	19,817
3.	Nov. 3	@Boston	L 91-93	0-1	0-2	0-3	L3	Carte-33	Davis-10	Jackson-12	Pierce-30	17,464
4.	Nov. 4	WASHINGTON	W103-96	1-1	0-2	1-3	W1	Carte-34	Wills-9	Jackson-12	Richmond-22	18,726
5.	Nov. 7	BOSTON	W105-75	2-1	0-2	2-3	W2	Davis-24	Dakley-11	Jackson-15	Walker-12	17,379
6.	Nov. 10	CLEVELAND	W115-88	3-1	0-2	3-3	W3	Carte-32	Dakley-11	Jackson-15	Galling-17	19,800
7.	Nov. 11	@Chicago	W 98-75	3-1	1-2	4-3	W4	Carte-26	Davis-12	Dakley-12	Antez-23	22,387
8.	Nov. 16	PORTLAND	L 86-86	3-2	1-2	4-4	L1	Carte-37	Davis-12	Jackson-7	Wallace-25	19,800
9.	Nov. 18	MILWAUKEE	W111-102	4-2	1-2	5-4	W1	Carte-48	Davis-18	Jackson-12	Allen-29	19,800
10.	Nov. 20	CHARLOTTE	L 94-100	3-3	1-2	4-5	L2	Carte-20	Davis-12	Jackson-7	Machum-25	17,767
11.	Nov. 23	@Indiana	W111-91	4-3	2-2	6-5	W1	Carte-28	Davis-10	Jackson-8	Miller-20	18,345
12.	Nov. 25	@New York	W 79-75	4-3	3-2	7-5	W2	Carte-25	Davis-18	Jackson-8	Spree-20	19,763
13.	Nov. 26	CHICAGO	W101-89	5-3	3-2	8-5	W3	Davis/Peterson-18	Jackson/Dakley-11	Jackson-11	Brand-31	19,800
14.	Nov. 28	@Dallas	L 93-107	5-3	3-3	8-6	L1	Williamson-22	Dakley-14	Jackson-9	Finley-32	16,016
15.	Nov. 29	@Charlotte	L 79-103	5-3	3-4	8-7	L2	Davis-15	Jackson-7	Davis-12	Wesley-32	12,255
16.	Dec. 1	L.A. CLIPPERS	W104-95(OT)	6-3	3-4	9-7	W1	Jackson-20	Davis-13	Jackson-15	Richardson-20	18,470
17.	Dec. 5	@Utah	L 84-98	6-3	3-5	9-8	L1	Wills-20	Davis-12	A. Williams-5	A. Williams-5	19,288
18.	Dec. 6	@Portland	L 86-95	6-3	3-5	9-8	L2	Davis-18	Wills-16	Jackson-12	Stadumire-21	19,816
19.	Dec. 8	PHOENIX	L 87-95	6-3	4-6	10-9	W1	Carte-29	Jackson-9	Jackson-9	Hughes/Jamison-28	19,800
20.	Dec. 10	INDIANA	W104-90	7-4	4-6	11-10	W1	Carte-33	Dakley-10	Jackson-11	Rose-22	18,221
21.	Dec. 12	NEW YORK	W 70-68	8-4	4-6	12-10	W2	Carte-24	Dakley-11	Jackson-7	Spree-18	19,800
22.	Dec. 15	@Milwaukee	L 97-104	8-4	4-7	12-11	L1	Davis-25	Davis-12	Jackson-8	Robinson-31	16,432
23.	Dec. 17	L.A. LAKERS	L101-104(OT)	8-5	4-7	12-12	L2	Carte-31	Dakley-18	A. Williams-7	Bryant-40	19,800
24.	Dec. 19	UTAH	W103-95	9-5	4-7	13-12	W1	Carte-33	Dakley-15	A. Williams-8	Marshall-24	18,856
25.	Dec. 20	@Indiana	W 99-98(OT)	9-5	5-7	14-12	W2	Carte-45	Jackson-9	Jackson-9	Rose-42	18,345
26.	Dec. 22	ATLANTA	L 72-78	9-6	5-7	14-13	L1	Carte-20	Dakley-10	Carte-10	McLeod/Terry-19	18,862
27.	Dec. 26	@Minnesota	L 97-100	9-6	5-8	14-14	L2	Carte-32	Dakley-14	Carte-11	Brandon-24	16,828
28.	Dec. 28	@Denver	W 94-93	9-6	6-8	15-14	W1	Carte-25	Davis-14	Jackson-17	McJester-22	17,700
29.	Dec. 30	@Phoenix	L103-103	9-9	6-9	15-15	L1	Carte-45	Dakley/Williamson-9	Carte-5	Kidd-27	18,023
31.	Jan. 2	@L.A. Clippers	L 97-110	9-6	6-10	15-16	L2	Carte-25	Dakley-11	Jackson-8	Miller-25	18,037
32.	Jan. 5	DALLAS	L105-115	9-7	6-10	15-17	L3	Carte-33	Dakley/Wills-10	Jackson-8	Nwizika-29	19,800
33.	Jan. 7	SEATTLE	W 94-92	10-7	6-10	16-17	W1	Carte-20	Wills-13	Jackson-10	Lewis-21	19,800
34.	Jan. 9	HOUSTON	L 91-110	10-8	6-10	16-18	L1	Carte-24	Wills-13	Jackson-7	Mobley-27	19,106
35.	Jan. 10	@Detroit	W110-85	10-8	7-10	17-18	W1	Dakley-19	Davis-11	Jackson-12	Stachhouse-23	17,249
36.	Jan. 12	@Boston	W 93-72	10-8	8-10	18-18	W2	Carte-25	Davis-12	Jackson/A. Williams-7	Walker-23	17,775
37.	Jan. 14	CHARLOTTE	W107-99	11-8	8-10	19-18	W3	Carte-40	Dakley-10	Jackson-14	Mashburn-21	19,800
38.	Jan. 16	@Houston	L 99-114	11-8	8-11	19-19	L1	Carte-22	Davis-9	Jackson-7	Miller-26	13,195
39.	Jan. 17	@San Antonio	W 98-91	11-8	9-11	20-19	W1	Carte-27	Dakley-12	Jackson-10	Duncan-22	17,044
40.	Jan. 19	WASHINGTON	W101-79	12-8	9-11	21-19	W2	Carte-33	Dakley-19	Jackson-7	Henson-14	19,800
41.	Jan. 21	@Philadelphia	W110-105(OT)	12-8	10-11	22-19	W3	Carte-39	Dakley-14	Jackson-13	Henson-51	20,593
42.	Jan. 23	@Orlando	L111-115(2OT)	12-8	10-12	22-20	L1	Carte-33	Dakley-13	Carte-7	Miller-24	16,131
43.	Jan. 24	@Miami	L 83-103	12-8	10-13	22-21	L2	Carte-21	Clark-9/Davis-9	Jackson-6	Mason-21	16,500
44.	Jan. 27	@Chicago	W 90-80	12-9	11-13	23-21	W1	Davis/A. Williams-15	Jackson-12	Mercer-22	McJester-22	22,497
45.	Jan. 30	PHILADELPHIA	W 96-89	13-8	11-13	24-21	W2	Carte-22	Dakley-12	Jackson/A. Williams-6	Iverson-38	19,800
46.	Jan. 31	@Atlanta	L 97-102	13-8	11-14	24-22	L1	Peterson-20	Davis-15	Jackson-10	Mutombo-21	12,799
47.	Feb. 3	MINNESOTA	L105-108	13-9	11-14	24-23	L2	Davis-25	Davis-13	Jackson-10	Garnett-30	19,800
48.	Feb. 5	BOSTON	W110-98	14-9	11-14	25-23	W1	Carte-29	Dakley/Dakley-12	Jackson-9	Pierce-39	18,821
49.	Feb. 8	DENVER	W 99-92	15-9	11-14	26-23	W2	Carte-31	Davis-12	A. Williams-9	Van Exel-25	18,041
50.	Feb. 13	@Cleveland	W123-105	15-9	12-14	27-23	W3	Carte-33	Jackson-16	Jackson-16	Washington-21	15,078
51.	Feb. 15	MIAMI	L 91-98(OT)	15-10	12-14	27-24	L1	Carte-28	Dakley-15	Jackson-7	Hardaway/James-18	19,800
52.	Feb. 18	SAN ANTONIO	L 74-92	15-11	12-14	27-25	L2	Carte-14	Davis-8	Jackson-9	Duncan-20	19,800
53.	Feb. 20	GOLDEN STATE	W113-102	16-11	12-14	28-25	W1	Carte-33	Jamison-11	Jackson-12	Jamison-31	18,119
54.	Feb. 21	@New Jersey	L111-113	16-11	12-15	28-26	L1	Carte-39	Davis-10	Jackson-7	Marbury-35	15,475
55.	Feb. 23	SACRAMENTO	L118-119(3OT)	16-12	12-15	28-27	L2	Carte-38	Davis/Dakley-12	A. Williams-13	Stachhouse-39	19,800
56.	Feb. 24	@Washington	W106-99	16-12	13-15	29-27	W1	Carte-19	Dakley/Murray/Peterson-7	Chilts/A. Williams-8	Hamilton-23	20,674
57.	Feb. 27	CLEVELAND	W101-89	17-12	13-15	30-27	W2	Carte-32	Dakley-13	A. Williams-7	Miller/Murray-16	17,202
58.	Feb. 28	@Atlanta	W 95-88	17-12	14-15	31-27	W3	Carte-32	Davis-15	A. Williams-9	Terry-22	14,159
59.	Mar. 2	NEW JERSEY	W107-90	18-12	14-15	32-27	W4	Carte-38	Dakley-14	Dakley-9	Marbury/Martin-25	19,800
60.	Mar. 4	NEW YORK	W 99-89	18-12	14-15	32-27	W3	Carte-32	Carte-23	A. Williams-7	Spree-21	19,800
61.	Mar. 6	@Sacramento	L 91-98	18-12	14-16	33-28	L1	Carte/Davis-25	Carte/Davis-9	A. Williams-4	Williams/Christie/Weber-19	17,317
62.	Mar. 7	@L.A. Lakers	L 85-97	18-12	14-17	33-29	L2	Carte-28	Dakley-10	Jackson-10	Bryant-29	18,997
63.	Mar. 9	@Seattle	W110-99	19-12	15-17	34-29	W1	Carte-32	Dakley-12	A. Williams-8	Baker-24	17,072
64.	Mar. 11	@Vancouver	W101-84	19-12	16-17	35-29	W2	Carte-26	Dakley-6	Carte-8	Abdur-Rahim-17	19,193
65.	Mar. 13	MILWAUKEE	L97-101	19-13	16-17	35-30	L1	Carte-24	Clark-10	Jackson-11	Allen-29	19,800
66.	Mar. 15	@New York	L72-88	19-13	16-18	35-31	L2	Carte-22	J. Williams-9	Thomas-22	Thomas-22	19,763
67.	Mar. 20	INDIANA	W102-81	20-13	16-18	36-31	W1	Carte-33	Dakley-9	Chilts-7/A. Williams-7	Harrington-20	19,800
68.	Mar. 21	@Charlotte	L 95-111	20-13	16-19	36-32	L1	Carte-23	Clark/Davis-6	A. Williams-10	Mashburn-27	15,746
69.	Mar. 23	ATLANTA	W112-86	21-13	16-19	37-32	W1	Carte-29	A. Williams-10	A. Williams-14	Henson-17	19,854
70.	Mar. 25	MEMPHIS	W102-92	22-13	16-19	38-32	W2	Carte-29	Davis-12	A. Williams-16	Abdur-Rahim-26	19,800
71.	Mar. 27	@Miami	W101-92	22-13	17-19	39-32	W3	Carte-38	Dakley-14	A. Williams-11	Mason-23	18,221
72.	Mar. 30	NEW JERSEY	W110-99	23-13	17-19	40-32	W4	Carte-28	Davis-11	A. Williams-8	Newsum-27	19,217
73.	Apr. 1	ORLANDO	L101-104	23-14	17-19	40-33	L1	Carte-28	Dakley-9	Carte-11	McGrady-24	19,971
74.	Apr. 3	PHILADELPHIA	W100-85	24-14	17-19	41-33	W1	Carte-26	Montross-11	A. Williams-13	Henson-18	19,800
75.	Apr. 4	@Cleveland	W 97-94	24-14	18-19	42-33	W2	Carte-32	Dakley-12	A. Williams-10	Weatherspoon-22	15,414
76.	Apr. 6	@Orlando	W108-100	24-14	19-19	43-33	W3	Davis-31	Davis-13	Carte-8	McGrady-20	17,248
77.	Apr. 8	CHICAGO	W100-88	25-14	19-18	44-33	W4	Carte-33	Davis-14	Carte/A. Williams-6	Brand-27	19,800
78.	Apr. 11	@Detroit	L 87-99	25-14	19-20	44-34	L1	Carte-22	Davis-13	A. Williams-11	Stachhouse-36	18,794
79.	Apr. 13	MIAMI	W 94-92	25-14	19-20	45-34	W1	Carte-27	Davis-13	Carte-11	Carte-17	20,130
80.	Apr. 14	@Milwaukee	L 86-112	25-14	19-21	45-35	L1	Carte-18	Clark-11	A. Williams-11	Spree-23	13,763
81.	Apr. 17	DETROIT	W 94-92(OT)	27-14	19-21	46-35	W1	Carte-21	Davis/Dakley-11	A. Williams-12	Stachhouse-22	19,800
82.	Apr. 18	@Washington	W 99-92	27-14	20-21	47-35	W2	Carte-34	Dakley-11	A. Williams-11	Alexander-33	16,427

PLAYOFFS

NO.	DATE	OPPONENT	TOR/OPP	HOME	ROAD	TOTAL	SK	HIGH POINTS	HIGH REBOUNDS	HIGH ASSISTS	OPPONENT PTS.	ATTENDANCE
1.	Apr. 22	@New York	L 85-92	0-0	0-1	0-1	L1	Davis/A. Williams-19	Davis-15	A. Williams-9	Houston-23	19,763
2.	Apr. 26	@New York	W 94-74	0-0	1-1	1-1	W1	A. Williams-23	Davis-12	Chilts-7	Thomas-23	19,763
3.	Apr. 29	NEW YORK	L 89-97	0-1	1-1	1-2	L1	Davis-21	Davis-12	Chilts-9	Houston-24	20,217
4.	May 2	NEW YORK	W108-93	1-1	1-1	2-2	W1	Carte-32	Davis-9	Carte/Chilts-4	Houston-27	20,282
5.	May 4	@New York	L 93-89	1-1	2-1	3-2	W2	Carte-21	Davis-12	Chilts-9	Spree-23	19,763
1.	May 6	@Philadelphia	W 95-93	1-1	3-1	4-2	W3	Carte-36	Carte-7	Carte-7	Iverson-36	22,692
2.	May 9	@Philadelphia	L 92-97	1-1	3-2	4-3	L1	Carte-28	Davis-10	Chilts-9	Iverson-54	20,670
3.	May 11	PHILADELPHIA	W102-78	2-1	3-2	5-3	W1	Carte-50	Davis/Dakley-11	Chilts-7	Henson-23	20,436
4.	May 13	PHILADELPHIA	L 79-84	2-2	3-2	5-4	L1	Carte-25	Davis-10	Iverson-30	20,351	
5.	May 16	@Philadelphia	L 88-121	2-2	3-3	5-5	L2	Carte-16	Clark/Clark/J. Williams-5	Chilts-8	Iverson-52	20,939
6.	May 18	PHILADELPHIA	W101-89	3-2	3-3	6-5	W1	Carte-39	Davis-13	Peterson-7	Iverson-20	20,498
7.	May 20	@Philadelphia	L 87-88	3-2	3-4	6-6	L1	Davis-23	Dakley-10	Carte-9	McJester-22	20,848

1999-00 REVIEW



FRONT ROW (L-R): Haywoode Workman, Dell Curry, Alvin Williams, Tracy McGrady, Vince Carter, Doug Christie, Muggsy Bogues, Dee Brown, Charles Oakley. **BACK ROW (L-R):** Ray Chow, Bryan James, Danny Aning, Chuck Mooney, Sean Marks, Antonio Davis, Kevin Willis, Michael Stewart, Aleksandar Radojevic, John Thomas, Butch Carter, Brian James, Joe Harrington, Jim Thomas, Doug Jamison.

1999-00 SEASON NOTES:

- The Raptors qualified for the postseason for the first time in franchise history, finishing the season with a 45-37 record.
- Toronto faced New York in the first round of the playoffs, falling in a three-game series.
- Toronto's road record (19-22) was the third best in the conference.
- The Raptors did not have a losing month during the campaign.
- As a team, the Raptors hit six game-winning shots in the closing seconds of games and completed the year with a 13-4 record in games decided by three points or less.
- Toronto finished second in the league in assist-to-turnover ratio.
- From February 27 to March 19, the Raptors won 11 of 12 games, peaking at 13 games over .500 with a 39-26 record.
- The Raptors were 32-3 when leading after three quarters.

PLAYER				FIELD GOALS			3-POINT FG			FREE THROWS			REBOUNDS			AST	PF	DQ	STL	TO	BLK	PTS	AVG
	G	GS	MIN	FG	FBA	PCT	FG	FBA	PCT	FT	FTA	PCT	OFF	DEF	TOT								
Carter	82	82	3126	786	1636	.465	95	236	.403	436	551	.791	150	326	476	322	263	2	110	178	92	2107	25.7
McGrady	79	34	2462	459	1018	.451	18	65	.277	277	392	.707	188	313	501	263	201	2	90	160	151	1213	15.4
Christie	73	73	2264	311	764	.407	99	275	.360	182	216	.843	63	222	285	321	167	1	102	144	43	903	12.4
Davis	79	78	2479	313	712	.440	0	0	—	284	371	.765	235	461	696	105	267	2	38	121	100	910	11.5
Willis	79	1	1679	236	569	.415	1	3	.333	31	164	.799	201	281	482	49	256	3	36	98	48	604	7.6
Curry	67	9	1095	194	454	.427	95	242	.393	24	32	.750	11	89	100	89	66	0	32	40	9	507	7.6
Brown	38	12	673	93	258	.360	67	187	.358	11	16	.688	9	45	54	86	62	1	24	39	5	264	6.9
Oakley	80	80	2431	234	560	.418	14	41	.341	66	85	.776	117	423	540	253	294	6	102	154	45	548	6.9
Williams	55	28	779	114	287	.397	16	55	.291	48	65	.738	27	58	85	126	78	0	34	47	11	292	5.3
Bogues	80	5	1731	157	358	.439	17	51	.333	79	87	.908	25	110	135	299	119	0	65	59	4	410	5.1
Workman (TOT)	36	2	350	31	90	.344	14	43	.326	10	15	.667	10	15	26	61	37	1	20	18	0	86	2.4
Workman (TOR)	13	1	102	8	28	.286	3	14	.214	1	2	.500	0	9	9	17	14	1	9	4	0	20	1.5
Radojevic	3	0	24	2	7	.286	0	0	—	3	6	.500	2	6	8	1	5	0	2	5	1	7	2.3
Thomas	55	6	477	49	107	.458	0	1	.000	16	41	.390	37	38	75	9	106	1	12	14	14	114	2.1
Marks	5	0	12	2	6	.333	0	1	.000	4	4	1.000	0	2	2	0	3	0	1	3	1	8	1.6
Stewart	42	1	389	20	53	.377	0	0	—	18	32	.563	33	61	94	6	81	3	5	17	19	58	1.4
Lang	7	0	32	0	5	.000	0	0	—	3	4	.750	0	5	5	1	7	0	4	2	1	3	0.4
RAPTORS	82	19755		2980	6882	.433	425	1171	.363	1583	2068	.765	1098	2449	3547	1947	1989	22	666	1137	544	7968	97.2
OPPONENTS	82	19755		3002	6615	.454	346	1021	.339	1631	2136	.764	961	2552	3513	1790	1874	15	557	1250	434	7981	97.3

NO.	DATE	OPPONENT	TOR/OPP	HOME	ROAD	TOTAL	SK	HIGH POINTS	HIGH REBOUNDS	HIGH ASSISTS	OPPONENT PTS.	ATTENDANCE
1.	Nov. 2	BOSTON	L90-103	0-1	0-0	0-1	L1	Christie-20	Christie/Willis-7	Bogues-5	Pierce-30	17,711
2.	Nov. 4	MIAMI	W87-86	1-1	0-0	1-1	W1	Christie-28	Davis-13	Oakley-7	Mourning-18	16,389
3.	Nov. 5	@ New Jersey	W112-92	1-1	1-0	2-1	W2	Carte-26	Oakley/McGrady/Willis-9	McGrady-4	Marbury-25	15,517
4.	Nov. 7	CHARLOTTE	W109-99	2-1	1-0	3-1	W3	Carte-25	Davis-12	Bogues-11	Jones-26	16,658
5.	Nov. 11	@ Detroit	W123-106	2-1	2-0	4-1	W4	Christie-24	Willis-13	Bogues-7	Hill-25	13,157
6.	Nov. 14	PHILADELPHIA	L90-83	2-2	2-0	4-2	L1	Carte-27	Carte-11	Carte-5	Iverson-30	16,661
7.	Nov. 16	DETROIT	W89-85	3-2	2-0	5-2	W1	Davis-24	Davis-15	Bogues-6	Williams/Stackhouse-26	14,273
8.	Nov. 18	@ Washington	L81-82	3-2	2-1	5-3	L1	Carte-23	Carte-11	Oakley-6	Austin-20	12,134
9.	Nov. 19	LA CLIPPERS	W106-100	4-2	2-1	6-3	W1	Davis-20	Oakley-8	Christie/McGrady-5	Hudson-20	16,368
10.	Nov. 21	@ LA Lakers	W111-102	4-2	3-1	7-3	W2	Carte-34	Carte-13	Christie-7	O'Neal-37	18,676
11.	Nov. 23	@ Phoenix	L83-84	4-2	3-2	7-4	L1	Carte-19	Carte/Davis/Willis-7	Brown/Oakley-5	Hardaway-17	17,878
12.	Nov. 24	@ Denver	L84-109	4-2	3-3	7-5	L2	Carte-16	Carte/Willis-8	Christie-5	Van Exel-19	13,614
13.	Nov. 25	@ Utah	W100-87	4-2	4-3	8-5	W1	Carte-18	Oakley/Willis-9	Carte-4	Malone-24	19,771
14.	Nov. 27	@ Golden State	W106-88	4-2	5-3	9-5	W2	Davis-28	McGrady-7	Christie/Oakley/McGrady-4	Jamison-25	12,251
15.	Nov. 30	ATLANTA	L89-107	4-3	5-3	9-6	L1	Davis-16	Davis-12	Brown-5	Rider-23	16,862
16.	Dec. 3	WASHINGTON	W85-93	5-3	5-3	10-6	W1	Carte-23	Oakley-9	Oakley-7	Richmond-18	15,787
17.	Dec. 5	SAN ANTONIO	W88-92	6-3	5-3	11-6	W2	Carte-39	Oakley-11	Christie-9	Duncan-27	18,455
18.	Dec. 7	CLEVELAND	W101-98	7-3	5-3	12-6	W3	Carte-32	Oakley-9	Bogues-8	Knight-20	15,162
19.	Dec. 10	MILWAUKEE	L91-107	7-4	5-3	12-7	L1	Carte-25	Willis-10	Christie-6	Cassell/Robinson-22	17,963
20.	Dec. 12	UTAH	L88-103	7-5	5-3	12-8	L2	Carte/Willis-16	Davis/Willis-10	Carte/Brown/Oakley-3	Malone-28	18,163
21.	Dec. 14	INDIANA	W105-97	8-5	5-3	13-8	W1	Carte-24	Davis-14	Oakley/McGrady/Willis-6	Rose-21	15,774
22.	Dec. 15	@ Philadelphia	L91-83	8-5	5-4	13-9	L1	Carte-19	Davis-18	Brown/McGrady-6	Iverson-37	15,421
23.	Dec. 17	@ Orlando	L98-112	8-5	5-5	13-10	L2	Carte-23	Davis-13	McGrady-6	Akins/Maggette-16	13,481
24.	Dec. 19	LA LAKERS	L88-94	8-6	5-5	13-11	L3	Carte-29	Davis-16	Brown-5	Byrant-25	19,800
25.	Dec. 21	NEW JERSEY	W116-87	9-6	5-5	14-11	W1	Carte-24	Willis-10	Williams-12	Newman-22	18,677
26.	Dec. 22	@ New York	L90-91	9-6	5-6	14-12	L1	Carte-36	Davis-17	Bogues/Christie-4	Spewell-25	19,763
27.	Dec. 26	@ Cleveland	W88-95	9-6	6-6	15-12	W1	Carte-36	Davis/Oakley-10	Carte-8	Murray/Sura-20	14,135
28.	Dec. 28	@ Houston	W100-99	9-6	7-6	16-12	W2	Carte-35	Bogues/Williams-5	Carte-8	Malone-21	16,285
29.	Dec. 30	@ Dallas	W109-104	9-6	8-6	17-12	W3	McGrady-24	Davis-15	Christie-8	Nowitzki-32	16,490
30.	Jan. 4	PORTLAND	L90-114	9-7	8-6	17-13	L1	McGrady-18	Willis-8	Christie/McGrady-4	Stoudamire-22	19,800
31.	Jan. 6	SACRAMENTO	W101-89	10-7	8-6	18-13	W1	Oakley-20	Oakley-10	Williams-10	Webber-27	19,800
32.	Jan. 7	@ Atlanta	L97-105	10-7	8-7	18-14	L1	Carte-34	Carte/Oakley/Willis-7	Christie-5	Jackson-31	14,452
33.	Jan. 9	VANCOUVER	L97-107	10-8	8-7	18-15	L2	Carte/Davis-20	Carte-10	Carte/Oakley-6	Abdur-Rahim-29	19,188
34.	Jan. 11	@ Washington	L89-117	10-8	8-8	18-16	L3	Carte-30	Davis-15	Bogues-6	A. Williams-17	13,610
35.	Jan. 12	ORLANDO	W108-102	11-8	8-8	19-16	W1	Carte-30	Davis-9	Carte-9	Abdul-Wahad-23	17,241
36.	Jan. 14	MILWAUKEE	W115-110	12-8	8-8	20-16	W2	Carte-47	Oakley-12	Christie-8	Robinson-37	19,246
37.	Jan. 15	@ Milwaukee	L97-118	12-8	8-9	20-17	L1	Christie-31	Willis-12	Carte/Bogues-5	Allen-33	18,717
38.	Jan. 17	@ Charlotte	L94-115	12-8	8-10	20-18	L2	Carte-24	Stewart-8	Carte-6	Jones-25	20,278
39.	Jan. 19	@ Boston	L90-84	12-8	8-11	20-19	L3	Carte-20	Oakley-10	Bogues/Williams-5	Pierce-30	16,124
40.	Jan. 23	SEATTLE	W84-77	13-8	8-11	21-19	W1	Davis/McGrady-17	Willis-12	Christie-6	Payton-29	19,800
41.	Jan. 25	WASHINGTON	W120-105	14-8	8-11	22-19	W2	Carte-26	Willis-9	Oakley-8	Howard-22	17,582
42.	Jan. 28	MIAMI	W108-93	15-8	8-11	23-19	W3	Carte-23	Davis-12	Oakley-7	Mourning-26	19,800
43.	Jan. 29	@ Chicago	W106-89	15-8	9-11	24-19	W4	Carte-22	Christie/Davis/Willis-6	Christie-9	Artest-18	22,104
44.	Feb. 3	@ San Antonio	L85-112	15-8	9-12	24-20	L1	McGrady-21	Davis-8	Christie/Oakley-5	Duncan-32	19,048
45.	Feb. 5	@ Milwaukee	W88-95	15-8	10-12	25-20	W1	Carte-30	Carte-11	Oakley-7	Robinson-29	18,717
46.	Feb. 8	ATLANTA	W109-88	16-8	10-12	26-20	W2	Carte-36	Davis/Willis-9	Bogues-12	Malone-22	16,636
47.	Feb. 9	@ Detroit	L108-115 (OT)	16-8	10-13	26-21	L1	Carte-34	Carte-13	Carte/Oakley-4	Hill-30	17,710
48.	Feb. 15	NEW YORK	W91-70	17-8	10-13	27-21	W1	Carte-29	Davis-13	Carte-10	Houston-17	19,800
49.	Feb. 16	@ Indiana	L101-109	17-8	10-14	27-22	L1	Carte-21	Davis-13	Christie-6	Rose-32	18,345
50.	Feb. 18	DENVER	L91-85	17-9	10-14	27-23	L2	Carte-31	Bogues/Willis-8	Bogues-5	McDyess-24	17,570
51.	Feb. 20	DALLAS	L96-100	17-10	10-14	27-24	L3	Carte-24	Davis-8	Christie/Carter-7	Caballo/Finley-23	19,800
52.	Feb. 23	@ New York	W89-88	17-10	11-14	28-24	W1	Carte-33	Carte-9	Carte-8	Ewing-24	19,763
53.	Feb. 25	MINNESOTA	L85-107	17-11	11-14	29-25	L1	Carte-23	McGrady-9	Christie/Workman-4	Garnett-28	19,800
54.	Feb. 27	PHOENIX	W103-102	18-11	11-14	29-25	W1	Carte-51	Davis-11	Christie-7	Hardaway/Rogers-28	19,800
55.	Feb. 29	CHICAGO	W87-80	19-11	11-14	30-25	W2	Carte-26	McGrady-15	Christie-7	Brand-26	18,232
56.	Mar. 1	@ Boston	W86-94	19-11	12-14	31-25	W3	Carte-28	McGrady-11	Christie-7	Walker-27	17,198
57.	Mar. 3	BOSTON	W114-104	20-11	12-14	32-25	W4	Carte-30	Carte-7	Carte-7	Williams-22	19,437
58.	Mar. 5	@ Vancouver	W84-92	20-11	13-14	33-25	W5	Carte-28	McGrady-10	Bogues-7	Abdur-Rahim/Harrington-22	19,193
59.	Mar. 6	@ Portland	W109-90	20-11	14-14	34-25	W6	Carte-35	Willis-8	Carte/Christie-5	Wallace-27	20,516
60.	Mar. 8	@ LA Clippers	W85-94	20-11	15-14	35-25	W7	Carte-23	Davis-11	Carte-5	Anderson/Neshey-21	18,176
61.	Mar. 10	@ Sacramento	L88-103	20-11	15-15	35-26	L1	Carte-25	Davis-15	Christie-4	Webber-25	17,317
62.	Mar. 12	@ Seattle	W89-97	20-11	16-15	36-26	W1	Carte-34	Willis-13	Christie-McGrady-6	Levic-28	17,072
63.	Mar. 14	GOLDEN STATE	W85-78	21-11	16-15	37-26	W2	Carte-23	Willis-15	Bogues-7	Hughes-25	19,800
64.	Mar. 17	ORLANDO	W85-91	22-11	16-15	38-26	W3	Carte-30	McGrady-13	Christie/Oakley-5	Akins/Wallace-14	19,985
65.	Mar. 19	HOUSTON	W100-98	23-11	16-15	39-26	W4	Carte-37	Willis-13	Christie-5	Anderson-25	19,676
66.	Mar. 21	NEW JERSEY	L83-100	23-12	16-15	39-27	L1	Carte-23	McGrady/Davis-12	Christie-5	Gill-24	19,800
67.	Mar. 22	@ Philadelphia	L83-106	23-12	16-16	39-28	L2	Carte-26	Davis-9	Christie-8	Jones-44	20,753
68.	Mar. 24	CHARLOTTE	L84-102	23-13	16-16	39-29	L3	Carte-18	Christie-11	Christie/McGrady-4	Iverson-25	19,800
69.	Mar. 26	@ Minnesota	L101-106 (OT)	23-13	16-17	39-30	L4	Carte-38	Carte/Davis-7	McGrady-6	Garnett-34	19,992
70.	Mar. 28	@ Cleveland	W89-96	23-13	17-17	40-30	W1	Carte-19	Carte/Oakley/McGrady-8	Carte-6	Murray-30	20,562
71.	Mar. 30	@ New Jersey	L103-107	23-13	17-18	40-31	L1	Carte-39	Davis-13	Carte-7	Van Horn-32	18,493
72.	Mar. 31	@ Charlotte	L101-110 (OT)	23-13	17-19	40-32	L2	Carte-31	McGrady-13	Christie-7	Jones-27	23,799
73.	Apr. 2	INDIANA	L83-104	23-14	17-19	40-33	L3	McGrady-24	Davis-11	Christie/McGrady-5	Rose-23	19,800
74.	Apr. 4	DETROIT	L88-104	23-15	17-19	40-34	L4	McGrady-28	Davis-12	Carte/Bogues/McGrady-5	Hill-32	19,800
75.	Apr. 7	@ Atlanta	W104-84	23-15	18-19	41-34	W1	Carte-23	Davis-11	Carte-8	Henderson-24	19,499
76.	Apr. 8	@ Chicago	W88-79	23-15	19-19	42-34	W2	Brown/McGrady-19	Oakley-7	Bogues-8	Artest-17	22,137
77.	Apr. 10	CLEVELAND	W112-103	24-15	19-19	43-34	W3	Carte-31	Carte-11	Carte-10	Kemp-22	19,800
78.	Apr. 12	@ Indiana	L73-77	24-15	19-20	43-35	L1	Carte-28	McGrady-14	Christie-8	Rose-24	18,345
79.	Apr. 14	NEW YORK	W86-71	25-15	19-20	44-35	W1	Carte-34	Davis-9	Carte/Bogues-6	Ewing-16	19,800
80.	Apr. 16	CHICAGO	W85-84	26-15	19-20	45-35	W2	Carte-25	McGrady-9	McGrady-5	Brand-24	19,800
81.	Apr. 18	@ Miami	L73-87	26-15	19-21	45-36	L1	Carte-17	Oakley-9	Christie-4	Carte-17	19,710
82.	Apr. 19	@ Orlando	L108-106	26-15	19-22	45-37	L2	McGrady/Davis-14	Stewart-11	Christie-5	Mercer-27	16,545

PLAYOFFS

NO.	DATE	OPPONENT	TOR/OPP	HOME	ROAD	TOTAL	SK	HIGH POINTS	HIGH REBOUNDS	HIGH ASSISTS	OPPONENT PTS.	ATTENDANCE
1.	Apr. 23	@ New York	L88-82	0-0	0-1	0-1	L1	McGrady-25	Willis-11	Christie/Oakley-6	Houston/Spewell-21	19,763
2.	Apr. 26	@ New York	L83-84	0-0	0-2	0-2	L2	Carte-27	Willis-10	Carte-5	Spewell-25	19,763
3.	Apr. 30	NEW YORK	L80-87	0-1	0-2	0-3	L3	Davis-18	Oakley-14	Carte-8	Houston-23	19,996

1998-99 REVIEW



FRONT ROW (L-R): Reggie Slater, Negele Knight, Tracy McGrady, Vince Carter, Alvin Williams, Dee Brown, Doug Christie, Charles Oakley, John Wallace **BACK ROW (L-R):** Ray Chow, Bryan James, Ron DeAngelo, Danny Aning, Chuck Mooney, Paul Rogers, Sean Marks, Kevin Willis, Michael Stewart, John Thomas, Butch Carter, Brian James, Jim Thomas, Joe Harrington.

1998-99 SEASON NOTES:

- The Raptors concluded their most successful season to date with a 23-27 record during the abbreviated schedule.
- Toronto posted its first winning record at home, 14-11.
- Club records were set with a six-game winning streak and a nine-game home winning streak.
- Toronto was the most improved team in the league, based on winning percentage from the previous year.
- Vince Carter became the second Raptor to win the NBA Rookie of the Year Award.
- The Raptors used only 16 players all season and 11 were on the active roster throughout the year.
- Dee Brown led the league in three-pointers made and attempted.
- Four players (Carter, Christie, Oakley, Williams) played in all 50 games, while Christie and Oakley started each one.

PLAYER	FIELD GOALS			3-POINT FG			FREE THROWS			REBOUNDS			AST	PF	DD	STL	TO	BLK	PTS	AVG			
	G	GS	MIN	FG	FBA	PCT	FG	FBA	PCT	FT	FTA	PCT									OFF	DEF	TOT
Carter	50	49	1760	345	766	.450	19	66	.288	204	268	.761	94	189	283	149	140	2	55	110	77	913	18.3
Christie	50	50	1768	252	650	.388	49	161	.304	207	246	.841	59	148	207	187	111	1	113	119	26	760	15.2
Willis	42	38	1216	187	447	.418	0	2	.000	130	155	.839	109	241	350	67	134	1	28	86	28	504	12.0
Brown	49	0	1377	187	495	.378	135	349	.387	40	55	.727	15	88	103	143	75	0	56	80	8	549	11.2
McGrady	49	2	1106	168	385	.436	8	35	.229	114	157	.726	120	158	278	113	94	1	52	80	66	458	9.3
Wallace	48	3	812	153	354	.432	0	0	–	105	150	.700	54	117	171	46	92	0	12	70	43	411	8.6
Oakley	50	50	1633	140	327	.428	1	5	.200	67	83	.807	96	278	374	168	182	4	46	96	21	348	7.0
A. Williams	50	45	1051	95	237	.401	14	42	.333	44	52	.846	19	63	82	130	94	1	51	56	12	248	5.0
Thomas	39	11	593	7	123	.577	0	1	.000	27	48	.563	65	69	134	15	82	0	17	21	9	169	4.3
Slater	30	0	263	31	81	.383	0	0	–	53	85	.624	36	34	70	5	50	0	3	25	3	115	3.8
Stewart	42	2	394	22	53	.415	0	0	–	17	25	.680	43	56	99	5	76	0	4	12	28	61	1.5
Marks	8	0	28	5	8	.625	0	0	–	1	2	.500	0	1	1	0	3	0	1	3	0	11	1.4
Knight	6	0	56	3	8	.375	0	1	.000	2	4	.500	1	5	6	8	5	0	1	7	0	8	1.3
M. Williams	2	0	15	1	5	.200	0	0	–	0	0	–	1	0	1	0	1	0	0	1	0	2	1.0
Baker	1	0	2	0	1	.000	0	0	–	0	0	–	0	0	0	0	0	0	1	0	0	0	0.0
Cunningham	1	0	1	0	0	–	0	0	–	0	0	–	0	0	0	0	0	0	0	0	0	0	0.0
RAPTORS	50		12075	1660	3940	.421	226	662	.341	1011	1330	.760	712	1447	2159	1036	1139	10	439	799	321	4557	91.1
OPPONENTS	50		12075	1684	3855	.439	255	686	.372	996	1368	.728	614	1393	2007	1095	1088	10	446	773	258	4639	92.8

1998-99 REVIEW

NO.	DATE	OPPONENT	TOR/OPP	HOME	ROAD	TOTAL	SK	HIGH POINTS	HIGH REBOUNDS	HIGH ASSISTS	OPPONENT PTS.	ATTENDANCE
1.	Feb. 5	@Boston	W103-92	0-0	1-0	1-0	W1	Willis-28	Willis-16	A. Williams-6	Walker-21	17,892
2.	Feb. 6	@Washington	L87-88	0-0	1-1	1-1	L1	Oakley-18	Oakley-8	A. Williams-9	Richmond-26	19,335
3.	Feb. 9	MILWAUKEE	L77-91	0-1	1-1	1-2	L2	Carter-22	Oakley/Willis-11	Brown-6	R. Allen-17	14,577
4.	Feb. 11	@Miami	L84-102	0-1	1-2	1-3	L3	Christie-20	Stewart-7	Christie/A. Williams-3	Hardaway-27	14,832
5.	Feb. 16	@New York	L85-95	0-1	1-3	1-4	L4	Carter-17	Oakley-7	Christie-4	Houston-20	19,763
6.	Feb. 18	WASHINGTON	L88-95	0-2	1-3	1-5	L5	Willis-25	Willis-14	Christie-4	Richmond-31	14,292
7.	Feb. 19	MILWAUKEE	W90-82	1-2	1-3	2-5	W1	Christie-20	Willis-11	McGrady-7	D. Curry-17	14,888
8.	Feb. 21	VANCOUVER	W102-87	2-2	1-3	3-5	W2	Carter-27	Willis-15	Oakley-6	Abdur-Rahim-23	19,800
9.	Feb. 23	@Detroit	L80-106	2-2	1-4	3-6	L1	Wallace-14	Christie/Wallace-5	Christie/McGrady-4	Stackhouse-18	14,187
10.	Feb. 24	@Indiana	L84-104	2-2	1-5	3-7	L2	Carter-28	Willis-13	Christie-7	Smith-22	17,400
11.	Feb. 26	MINNESOTA	W102-92	3-2	1-5	4-7	W1	Carter-21	Willis-16	Christie-9	Marbury-17	15,122
12.	Feb. 28	CHICAGO	L88-90 (OT)	3-3	1-5	4-8	L1	Willis-19	Oakley-12	Brown-7	Barry-19	14,173
13.	Mar. 1	@Charlotte	L88-91	3-3	1-6	4-9	L2	Christie/Brown/Carter-15	Wallace-10	A. Williams-6	Coleman-24	18,039
14.	Mar. 4	@Atlanta	W86-77	3-3	2-6	5-9	W1	Brown-16	Oakley/McGrady-8	Christie/Willis-4	Henderson-18	7,877
15.	Mar. 5	ORLANDO	L84-89	3-4	2-6	5-10	L1	Willis-21	Willis-14	McGrady/A. Williams-6	D. Armstrong-19	15,601
16.	Mar. 7	BOSTON	W105-92	4-4	2-6	6-10	W1	Carter-26	Oakley-13	Christie-7	Walker-29	16,635
17.	Mar. 11	@Miami	L73-83	4-4	2-7	6-11	L1	Wallace-20	Wallace-7	Oakley-3	Mourning-23	14,911
18.	Mar. 13	@Atlanta	L75-86	4-4	2-8	6-12	L2	Christie-21	Carter-9	Christie-4	Henderson-24	8,456
19.	Mar. 15	CHARLOTTE	W89-82	5-4	2-8	7-12	W1	Christie-18	Oakley-10	Christie-5	Four tied with 13	15,329
20.	Mar. 16	NEW JERSEY	W100-85	6-4	2-8	8-12	W2	Carter-20	Carter-15	Brown-5	Marbury-22	15,731
21.	Mar. 17	@Detroit	W103-101	6-4	3-8	9-12	W3	Carter-28	McGrady-7	McGrady-5	Dele-23	14,981
22.	Mar. 19	LA CLIPPERS	W93-82	7-4	3-8	10-12	W4	Carter-26	McGrady-12	Brown/A. Williams-5	Rogers/Piatkowski-15	8,839
23.	Mar. 21	NEW YORK	W85-81 (OT)	8-4	3-8	11-12	W5	Carter-23	Carter/Dakley-12	Oakley-4	Ewing-21	19,266
24.	Mar. 22	@New Jersey	L87-106	8-4	3-9	1-13	L1	Wallace-19	Wallace-7	Oakley/Dakley-3	Marbury-31	14,697
25.	Mar. 23	@Chicago	W113-90	8-4	4-9	12-13	W1	Brown-25	Carter-11	Christie-8	LaRue-15	22,236
26.	Mar. 25	@Houston	L104-113	8-4	4-10	12-14	L1	Carter-32	Oakley-8	Carter-6	Dickerson-28	16,285
27.	Mar. 26	@ San Antonio	W93-91	8-4	5-10	13-14	W1	Brown-23	Oakley/Willis-7	Christie/Dakley-5	Robinson-24	16,290
28.	Mar. 28	CHICAGO	W91-78	9-4	5-10	14-14	W2	Carter-22	Oakley-13	Christie-6	Barry-17	8,461
29.	Mar. 30	@Cleveland	W101-91	9-4	6-10	15-14	W3	Brown-28	Oakley-11	Carter/McGrady-6	Henderson-16	14,209
30.	Apr. 1	INDIANA	W88-87	10-4	6-10	16-14	W4	Carter-31	Carter-11	A. Williams-8	Miller-16	18,666
31.	Apr. 3	WASHINGTON	W87-85	11-4	6-10	17-14	W5	Willis-22	Willis-11	Christie/Carter/Dakley-4	Richmond-28	18,929
32.	Apr. 4	PHILADELPHIA	W97-82	12-4	6-10	18-14	W6	Christie-22	Willis-11	Christie/Oakley/Willis-4	Geiger-20	18,462
33.	Apr. 6	MIAMI	L70-92	12-5	6-10	18-15	L1	McGrady/Wallace-12	McGrady-10	Brown-4	Mourning-20	19,209
34.	Apr. 8	BOSTON	L89-101	12-5	6-10	18-16	L2	Carter-31	Willis-10	Oakley/McGrady-5	Anderson-23	16,949
35.	Apr. 9	@New Jersey	L99-106	12-5	6-11	18-17	L3	Carter-26	Willis-15	Brown-6	Van Horn-30	15,764
36.	Apr. 12	INDIANA	L99-109	12-7	6-11	18-18	L4	Carter-29	Willis-19	Christie-8	D. Davis-21	19,427
37.	Apr. 14	@Philadelphia	L78-86	12-7	6-12	18-19	L5	Christie-19	Willis-10	Brown/Dakley-4	Hughes-22	17,474
38.	Apr. 16	CLEVELAND	L90-91 (OT)	12-8	6-12	18-20	L6	Christie-22	Carter-12	Carter-3	Kemp-23	19,280
39.	Apr. 17	@New York	W93-90	12-8	7-12	19-20	W1	Carter-21	Willis-10	Oakley-6	Sprawell-22	19,763
40.	Apr. 19	ORLANDO	W90-72	12-8	7-12	20-20	W2	McGrady/Willis-16	McGrady-11	A. Williams-5	D. Armstrong-12	17,715
41.	Apr. 20	ATLANTA	L81-103	13-9	7-12	20-21	L1	Carter-16	Willis-8	Brown-5	Crawford-18	18,439
42.	Apr. 21	@Washington	W107-91	13-9	8-12	21-21	W1	Christie-28	Oakley-9	Christie-7	Strickland-21	12,214
43.	Apr. 23	@Orlando	W95-88	13-9	9-12	22-21	W2	Carter-24	McGrady-8	Brown-4	Three tied with 16	17,248
44.	Apr. 25	DETROIT	L83-91	13-10	9-12	22-22	L1	Carter-18	Willis-7	Carter-8	Stackhouse-24	19,800
45.	Apr. 27	CHARLOTTE	L98-108	13-11	9-12	22-23	L2	McGrady-27	Oakley-10	Oakley-5	Jones-28	19,800
46.	Apr. 28	@Milwaukee	L102-115	13-11	9-13	22-24	L3	Brown-29	Oakley-5	Christie-5	Thomas-21	15,463
47.	Apr. 30	@Cleveland	L83-91	13-11	9-14	22-25	L4	Carter-25	McGrady-13	Carter-5	Ferry-18	13,958
48.	May 1	@Philadelphia	L96-103	13-11	9-15	22-26	L5	Christie-27	Wallace-8	Oakley-6	Iverson-31	20,550
49.	May 4	@Milwaukee	L86-99	13-11	9-16	22-27	L6	Carter-26	McGrady/Slater-6	Oakley-5	R. Allen-19	13,859
50.	May 5	CLEVELAND	W96-87	14-11	9-16	23-27	W1	Christie-26	Thomas-11	Oakley/McGrady-7	Ferry-22	9,800



1997-98 REVIEW



FRONT ROW (L-R): Reggie Slater, Alvin Williams, Chris Garner, Shawn Respert, Chauncey Billups, Dee Brown, Doug Christie, John Wallace, Oliver Miller. **BACK ROW (L-R):** Danny Aning, Ray Chow, Bryan James, Chuck Mooney, Tracy McGrady, Marcus Camby, Roy Rogers, John Thomas, Gary Trent, Sharone Wright, Butch Carter, John Shumate, Jim Thomas, Bob Zuffelato.

1997-98 SEASON NOTES:

- The Raptors finished with a 16-66 record.
- Toronto used 24 players, more than any team in the league.
- The Raptors concluded the season as the youngest team in the NBA with an average age of 24.6 years and had five rookies on their 12-man roster for the last month.
- In February, the team had a six-player trade, a seven-player trade and a coaching change.
- Marcus Camby led the NBA in blocked shots with 3.65 per game.
- John Wallace had the largest scoring increase in the NBA, +9.2 from the previous year.
- The Raptors were 5-2 in overtime games.
- Toronto had a 17-game losing streak from November 6 to December 9.

PLAYER	FIELD GOALS			3-POINT FG			FREE THROWS			REBOUNDS			AST			PF			STL			TO			BLK			PTS			AVG		
	G	GS	MIN	FG	FGA	PCT	FG	FGA	PCT	FT	FTA	PCT	OFF	DEF	TOT	AST	PF	QD	STL	TO	BLK	PTS	AVG										
Stoudamire	49	49	2033	354	833	.425	65	205	.317	179	212	.844	63	154	217	399	112	0	80	159	5	952	19.4										
Christie	78	78	2939	458	1071	.428	100	307	.326	271	327	.829	94	310	404	282	198	3	190	228	57	1287	16.5										
Wallace	82	36	2361	468	979	.478	1	2	.500	210	293	.717	117	256	373	110	239	7	62	172	101	1147	14.0										
W. Williams	28	16	876	125	319	.392	49	129	.380	49	60	.817	27	91	118	69	100	2	40	52	23	348	12.4										
Camby	63	58	2002	308	747	.412	0	2	.000	149	244	.611	203	263	466	111	200	1	68	134	230	765	12.1										
Trent (TOT)	54	20	1360	241	505	.477	4	12	.333	144	212	.679	123	215	338	72	161	3	35	94	27	630	11.7										
Trent (TOR)	13	7	355	64	146	.438	0	3	.000	31	49	.633	43	61	104	14	46	1	8	22	8	159	12.2										
Billups (TOT)	80	70	2216	280	749	.374	107	325	.329	226	266	.850	62	128	190	314	172	2	107	174	4	893	11.2										
Billups (TOR)	29	26	920	103	295	.349	43	136	.316	79	86	.919	22	55	77	97	54	1	30	56	2	328	11.3										
Brown (TOT)	72	12	1719	246	562	.438	108	271	.399	58	71	.817	24	128	152	154	123	1	82	73	23	658	9.1										
Brown (TOR)	31	2	908	137	307	.446	65	158	.411	39	43	.907	14	76	90	101	47	0	38	41	17	378	12.2										
Jones	14	4	352	52	127	.409	2	3	.667	14	19	.737	50	52	102	18	39	0	10	16	3	120	8.6										
Slater	78	28	1662	211	459	.460	0	0	---	203	322	.630	134	171	305	74	201	4	45	102	30	625	8.0										
McGrady	64	17	1179	179	398	.450	14	41	.341	79	111	.712	105	164	269	98	86	0	49	66	61	451	7.0										
Tabak	39	29	752	116	249	.466	0	1	.000	16	48	.333	59	95	154	36	117	1	15	44	27	248	6.4										
Miller	64	53	1628	170	369	.461	0	4	.000	61	101	.604	146	254	400	196	184	1	58	131	72	401	6.3										
C. Rogers	18	0	351	45	87	.517	0	1	.000	18	32	.563	34	31	65	16	34	0	9	13	8	108	6.0										
A. Williams (TOT)	54	13	1071	125	282	.443	9	28	.321	65	90	.722	24	57	81	103	79	0	38	58	3	324	6.0										
A. Williams (TOR)	13	3	207	16	44	.364	4	4	.500	7	11	.636	5	16	21	20	19	0	8	8	1	41	3.2										
Daniels	6	0	82	12	29	.414	2	9	.222	8	10	.800	4	3	7	4	4	0	3	4	2	34	5.7										
Respert	47	4	696	94	209	.450	25	67	.373	44	54	.815	30	43	73	44	58	0	29	33	1	257	5.5										
Thomas (TOT)	54	2	535	55	113	.487	0	0	---	41	54	.759	48	58	106	17	97	0	22	46	12	151	2.8										
Thomas (TOR)	21	0	167	14	33	.424	0	0	---	15	21	.714	16	20	36	4	32	0	3	13	3	43	2.0										
Wright	7	0	44	7	14	.500	0	0	---	2	4	.500	1	8	9	4	7	0	0	2	0	16	2.3										
Garner	38	0	293	23	70	.329	4	14	.286	3	7	.429	7	17	24	45	50	0	21	25	4	53	1.4										
R. Rogers (TOT)	15	0	106	9	25	.360	0	0	---	2	6	.333	8	9	17	2	18	0	3	5	8	20	1.3										
R. Rogers (TOR)	6	0	69	6	17	.353	0	0	---	1	4	.250	8	4	12	1	12	0	1	4	4	13	2.2										
Stokes	4	0	17	1	3	.333	0	0	---	1	2	.500	1	3	4	1	4	0	1	2	2	3	0.9										
Kempton (TOT)	8	0	47	2	9	.222	0	0	---	0	0	---	4	2	6	3	10	0	1	4	2	4	0.5										
Kempton (TOR)	5	0	32	2	7	.286	0	0	---	0	0	---	4	1	5	2	7	0	1	4	2	4	0.8										
McCann	1	0	5	0	1	.000	0	0	---	0	0	---	0	1	1	0	1	0	0	0	0	0	0.0										
RAPTORS	82		19930	2965	6813	.435	372	1086	.343	1479	2060	.718	1187	2149	3336	1746	1851	21	769	1371	663	7781	94.9										
OPPONENTS	82		19930	3271	6826	.479	396	1034	.383	1603	2289	.700	1270	2506	3776	2219	1748	12	737	1370	514	8541	104.2										

NO.	DATE	OPPONENT	TOR/OPP	HOME	ROAD	TOTAL	SK	HIGH POINTS	HIGH REBOUNDS	HIGH ASSISTS	OPPONENT PTS.	ATTENDANCE
1.	Oct. 31	@Miami	L 101-114	0-0	0-1	0-1	L1	Christie/W. Williams-18	Canby-12	W. Williams-4	Mashburn-22	14,795
2.	Nov 1	@Atlanta	L 85-90	0-0	0-2	0-2	L2	Staudamir-21	Jones-7	Staudamir-6	Mutombo-18	8,539
3.	Nov 4	GOLDEN STATE	W104-86	1-2	0-2	1-2	W1	Wallace-17	Christie-8	Staudamir-13	Marshall-20	16,624
4.	Nov 6	SEATTLE	L 92-109	1-3	0-2	1-3	L1	Staudamir-22	Canby-9	Staudamir-9	Baker-35	15,459
5.	Nov 8	@Orlando	L 87-96	1-4	0-3	1-4	L2	Canby-17	Christie-7	Staudamir-9	Sekaly-26	17,248
6.	Nov 10	SAN ANTONIO	L 98-100	1-2	0-3	1-5	L3	Christie-26	Jones-12	Staudamir-13	Robinson-32	18,174
7.	Nov 12	NEW YORK	L 70-93	1-3	0-3	1-6	L4	Wallace-13	Jones-7	Staudamir-7	Johnson-27	18,143
8.	Nov 14	@Boston	L 99-103	1-3	0-4	1-7	L5	W. Williams-25	W. Williams-12	Staudamir-9	Billups/Walker-22	17,224
9.	Nov 15	INDIANA	L 77-105	1-4	0-4	1-8	L6	Wallace-17	McGrady-11	Staudamir-14	Mullin-20	17,188
10.	Nov 18	BOSTON	L109-122	1-5	0-4	1-9	L7	Wallace-30	Wallace-12	Resper/Staudamir-6	McCarthy-18	16,343
11.	Nov 20	@Houston	L 97-127	1-5	0-5	1-10	L8	Staudamir-25	Staudamir-11	Staudamir-4	Drexler-21	16,285
12.	Nov 22	@Miami	L104-108	1-5	0-6	1-11	L9	Wallace-28	Tabak-9	Staudamir-11	Austin-33	14,381
13.	Nov 24	PORTLAND	L 90-91	1-6	0-6	1-12	L10	Staudamir-29/Slater-7	Jones-7	Staudamir-11	Wallace-16	15,051
14.	Nov 26	ATLANTA	L104-109(2OT)	1-7	0-6	1-13	L11	Wallace-30	Jones-16	Staudamir-13	Mutombo-34	15,639
15.	Nov 28	@Dallas	L 91-93	1-7	0-7	1-14	L12	Christie-27	Wallace-10	Staudamir-6	Scott-21	13,327
16.	Nov 30	@L.A. Lakers	L 99-105	1-7	0-8	1-15	L13	Wallace-25	Jones-9	Staudamir-11	Jones-32	14,940
17.	Dec 3	@Utah	L 98-115	1-7	0-9	1-16	L14	Staudamir-25	Miller-8	Miller-4	Malone-23	19,590
18.	Dec 5	@Phoenix	L 91-110	1-7	0-10	1-17	L15	Wallace-20	Miller-9	Staudamir-4	McDyess-19	19,023
19.	Dec 7	DETROIT	L 83-93	1-8	0-10	1-18	L16	Wallace-23	Miller-9	Staudamir-9	J. Williams/Hill-20	16,829
20.	Dec 9	CHARLOTTE	L 82-95	1-9	0-10	1-19	L17	Staudamir-20	Miller-12	Staudamir-7	Phils-20	16,325
21.	Dec 10	@Philadelphia	W104-97	1-9	1-10	2-19	W1	W. Williams-39	Miller-11	Staudamir-14	Iwersen-21	11,833
22.	Dec 13	@Chicago	L 70-97	1-9	1-11	2-20	L1	Wallace-14	Wallace-7	Garner-3/Staudamir-3	Hasper-20	23,867
23.	Dec 15	INDIANA	L101-108	1-10	1-11	2-21	L2	Canby-28	Miller-8	Staudamir-15	Miller-22	14,562
24.	Dec 17	BOSTON	L 83-88	1-11	1-11	2-22	L3	McGrady-17	Miller-8	Staudamir-5	Billups/Walker-18	14,771
25.	Dec 19	MILWAUKEE	W 92-91	2-11	1-11	3-22	W1	Staudamir-36	Canby-14	Staudamir-8	Gilham-23	15,076
26.	Dec 20	WASHINGTON	L 92-94	2-12	1-11	3-23	L1	Canby/Staudamir-18	Staudamir-7	Staudamir-8	Webber-28	15,434
27.	Dec 22	@Charlotte	L 79-81	2-12	1-12	3-24	L2	Staudamir-21	Christie/Staudamir-7	Christie-6	Mason-17	23,440
28.	Dec 27	@New York	W 97-94	2-12	2-12	4-24	W1	Staudamir-30	Slater-11	Staudamir-5	Johnson-21	19,763
29.	Dec 30	@Detroit	L 95-100	2-12	2-13	4-25	L1	Staudamir-36	Miller-11	Staudamir-8	Hill-29	19,087
30.	Dec 31	@Washington	L 91-118	2-12	2-14	4-26	L2	Staudamir-19	McGrady/Staudamir-5	Staudamir-7	Murray/Webber-22	19,651
31.	Jan 2	DETROIT	L 88-91	2-13	2-14	4-27	L3	Christie-23	Christie-8	Staudamir-16	B. Williams-26	17,292
32.	Jan 3	@Indiana	L 77-89	2-13	2-15	4-28	L4	Wallace-18	Miller-12	Staudamir-6	Smith-24	16,259
33.	Jan 5	HOUSTON	L 96-120	2-14	2-15	4-29	L5	Miller-22	Christie/Tabak-7	Staudamir-12	Willis-20	16,375
34.	Jan 7	ORLANDO	L 81-83	2-15	2-15	4-30	L6	Staudamir-26	Christie-12	Staudamir-7	Maxwell-18	15,168
35.	Jan 10	@Cleveland	W102-93	2-15	3-15	5-30	W1	Staudamir-34	Miller-11	Staudamir-7	Anderson-24	17,864
36.	Jan 12	NEW JERSEY	L100-108	2-16	3-15	5-31	L1	Staudamir-19	Canby-13	Staudamir-6	Kittles-31	14,376
37.	Jan 14	L.A. CLIPPERS	W109-101	3-16	3-15	6-31	W1	Staudamir-36	Canby/Miller-6	Staudamir-11	Murray-23	15,073
38.	Jan 17	NEW YORK	L 82-93	3-17	3-15	6-32	L1	Canby-22	C. Rogers-11	Staudamir-10	Johnson-24	18,998
39.	Jan 19	@Charlotte	L 88-109	3-17	3-16	6-33	L2	Tabak-23	Tabak-7	Staudamir-12	Rice-38	21,934
40.	Jan 21	SACRAMENTO	W 99-98	4-17	3-16	7-33	W1	Staudamir-36	Canby-18	Staudamir-11	Richard-27	14,212
41.	Jan 24	MINNESOTA	W113-107(OT)	5-17	3-16	8-33	W2	Christie-31	Canby/Miller-12	Staudamir-10	Gugliotta-15	15,778
42.	Jan 26	PHILADELPHIA	W 91-87	6-17	3-16	9-33	W3	Christie-26	Canby-10	Staudamir-8	Thomas-14	14,458
43.	Jan 29	@Denver	W 84-80	6-17	4-16	10-33	W4	Staudamir-22	Miller-8	Staudamir-5	L. Ellis-18	9,629
44.	Jan 30	@Sacramento	L 97-123	6-17	4-17	10-34	L1	Wallace-18	Canby/C. Rogers-6	Christie/Wallace-3	Richard-27	14,170
45.	Feb 1	@Portland	L 90-97	6-17	4-18	10-35	L2	Staudamir-21	Wallace-9	Staudamir-9	Rider-38	20,792
46.	Feb 3	PHOENIX	L105-110	6-18	4-18	10-36	L3	Christie/W. Williams-24	Canby-10	Staudamir-8	McDyess-24	14,344
47.	Feb 5	DALLAS	W101-93	7-18	4-18	11-36	W1	Staudamir-21	Canby-16	Staudamir-11	Finley-19	14,282
48.	Feb 10	@Chicago	L 86-93	7-18	4-19	11-37	L1	Staudamir-19	Canby-11	W. Williams/Staudamir-4	Kilcain-21	23,981
49.	Feb 12	CLEVELAND	L 94-103	7-19	4-19	11-38	L2	Christie-26	Miller-8	Miller-10	Persan-28	14,348
50.	Feb 13	@New Jersey	L115-130	7-19	4-20	11-39	L3	Wallace-29	Wallace-12	Wallace-6	Van Horn-24	11,263
51.	Feb 15	MIAMI	L 95-116	7-20	4-20	11-40	L4	Wallace-27	McGrady-9	Garner-7	Mourning-31	16,888
52.	Feb 19	CHICAGO	L 86-123	7-21	4-20	11-41	L5	Wallace-19	Miller-7	Christie-5	Pippen-22	30,172
53.	Feb 20	@Milwaukee	L 89-94	7-21	4-21	11-42	L6	Christie-23	Canby-10	Miller-4	Gilham-24	17,856
54.	Feb 22	VANCOUVER	W113-105(OT)	8-21	4-21	12-42	W1	Billups-27	Trent-10	Christie-7	Abdur-Rahim-22	16,932
55.	Feb 26	@San Antonio	L 86-97	8-21	4-22	12-43	L1	Christie-17	Trent-10	Miller-6	Duncan-24	13,978
56.	Feb 27	@Orlando	W115-107(3OT)	8-21	5-22	13-43	W1	Christie-35	Canby-13	Brown-9	Strong-21	16,947
57.	Mar 3	UTAH	L 93-108	8-22	5-22	13-44	L1	Billups-26	Trent-7	Miller-8	Anderson-26	16,448
58.	Mar 4	@Cleveland	L 88-122	8-22	5-23	13-45	L2	Christie-16	Canby/Miller-5	Brown/Wallace-4	Persan-33	15,017
59.	Mar 6	@Minnesota	L 91-113	8-22	5-24	13-46	L3	Billups-20	Canby-9	Miller-4	Garnett-26	18,156
60.	Mar 8	@Vancouver	L108-113	8-22	5-25	13-47	L4	Brown-21	Christie-8	Miller-9	Reeves-38	16,098
61.	Mar 10	@Seattle	L 93-111	8-22	5-26	13-48	L5	Wallace-25	Wallace-9	Christie/Wallace-5	Payton-24	17,072
62.	Mar 13	@L.A. Clippers	L120-152	8-22	5-27	13-49	L6	Slater-20	Miller-7	Miller-7	Murray-25	6,152
63.	Mar 15	@Golden State	W100-98(OT)	8-22	6-27	14-49	W1	Christie-24	Canby-16	Miller-4	Marshall-19	13,063
64.	Mar 17	ATLANTA	L105-117	8-23	6-27	14-50	L1	Christie-30	Miller-9	Christie-8	Smith-21	16,546
65.	Mar 19	DENVER	W104-103(OT)	9-23	6-27	15-50	W1	Brown-24	Christie-9	Miller/Christie/Brown-5	Newman-24	14,274
66.	Mar 20	@Detroit	L 98-105	9-23	6-28	15-51	L1	Billups-22	Canby-9	Christie-7	Hill-25	22,076
67.	Mar 22	CHICAGO	L100-102	9-24	6-28	15-52	L2	Wallace-26	McGrady/Christie-9	McGrady-8	Jordan/Pippen-33	33,216
68.	Mar 24	CHARLOTTE	L 89-106	9-25	6-28	15-53	L3	Canby-20	Wallace-10	Billups-6	Rice-24	14,490
69.	Mar 26	CLEVELAND	L 96-97	9-26	6-28	15-54	L4	Christie-26	Canby-13	Christie-8	Kemp-19	14,120
70.	Mar 29	ORLANDO	L 68-95	9-27	6-28	15-55	L5	Christie-20	Miller-11	Christie-2	Grant-16	16,876
71.	Mar 31	L.A. LAKERS	*L105-114	9-28	6-28	15-56	L6	Billups-21	Canby/Trent-7	Christie/Miller-6	Fox-31	16,086
72.	Apr 1	@Atlanta	L 91-105	9-28	6-29	15-57	L7	Christie/Trent-14	Canby/McGrady-9	Billups-3	Henderson-23	10,441
73.	Apr 3	@Washington	L112-120	9-28	6-30	15-58	L8	Brown-30	Trent-10	Brown-6	Strickland-22	18,324
74.	Apr 5	@Philadelphia	L104-116	9-28	6-31	15-59	L9	Trent-25	McGrady-13	Brown-6	Iwersen-36	15,808
75.	Apr 7	@Milwaukee	L105-114	9-28	6-32	15-60	L10	Christie-20	Slater-8	Christie-5	Allen-28	13,288
76.	Apr 8	MILWAUKEE	L100-107	9-29	6-32	15-61	L11	Trent-24	Billups/McGrady-9	Christie-8	Allen-25	14,168
77.	Apr 10	MIAMI	L105-111(OT)	9-30	6-32	15-62	L12	Christie-26	Canby-15	Christie-7	Hardaway-28	16,111
78.	Apr 12	NEW JERSEY	L109-116	9-31	6-32	15-63	L13	Brown-30	Canby-11	McGrady-6	Van Horn-33	14,088
79.	Apr 14	@New Jersey	W 96-92	9-31	7-32	16-63	W1	Christie-23	Canby-12	Miller/Christie-4	Van Horn-25	17,521
80.	Apr 16	@New York	L 79-108	9-31	7-33	16-64	L1	Christie-14	McGrady/Christie-7	Brown-4	Johnson-26	19,763
81.	Apr 17	@Indiana	L 98-107	9-31	7-34	16-65	L2	Christie-24	Trent-12	Billups-5	D. Davis-20	16,059
82.	Apr 19	PHILADELPHIA	*L 78-107	9-32	7-34	16-66	L3	Christie-16	Canby-11	Christie-4	Iwersen-26	14,578

*Game played at Maple Leaf Gardens

1996-97 REVIEW



FRONT ROW (L-R): Earl Cureton, Walt Williams, John Long, Hubert Davis, Damon Stoudamire, Martin Lewis, Doug Christie, Popeye Jones, Sharon Wright. **BACK ROW (L-R):** Curtis Emerson, Ray Chow, Bryan James, Chuck Mooney, Carlos Rogers, Zan Tabak, Acie Earl, Marcus Camby, Darrell Walker, John Shumate, Bob Zuffelato, Jim Thomas.

1996-97 SEASON NOTES:

- The Raptors finished with a 30-52 record (18-23 at home; 12-29 on the road).
- The nine-game improvement from the previous year was the sixth biggest jump in the NBA.
- Toronto's total of 51 wins in the first two seasons matched Minnesota's best start for a modern-era expansion team.
- Toronto was one of only four teams (New York, Atlanta, L.A. Lakers) to defeat each of the top three teams in the league – Chicago, Utah and Miami.
- Damon Stoudamire finished among the league leaders in five different statistical categories.
- Doug Christie finished second in voting for the league's Most Improved Player award and was second in the NBA in steals.
- Stoudamire and Christie combined to be the best rebounding guard pair (9.4 rpg) in the league and were second in assists (12.7 apg) and steals (4.0 spg) while finishing sixth in scoring (34.7 ppg) – the only duo to rank among the top six backcourt pairs in each of these combined categories.
- Toronto finished with 34 of their 82 games decided by six points or less (14-20), the second highest number in the league, after Portland's 37.
- The Raptors scored 48 points in the first quarter Jan. 11 at New Jersey, the best one-quarter output in the NBA this season. They had 79 points in the first half, also a league-best.
- The Raptors finished among the top ten in blocks (3rd), steals (6th), and forcing turnovers (6th).
- The Raptors averaged 18,267 spectators over 41 home games, the eighth highest figure in the league. Toronto hosted three of the four largest crowds in the NBA this season.

PLAYER	G			FIELD GOALS			3-POINT FG			FREE THROWS			REBOUNDS			AST	PF	DQ	STL	TO	BLK	PTS	AVG
	G	GS	MIN	FG	FBA	PCT	FG	FBA	PCT	FT	FTA	PCT	OFF	DEF	TOT								
Stoudamire	81	81	3311	564	1407	.401	176	496	.355	330	401	.823	86	244	330	709	162	1	123	288	13	1634	20.2
Williams	73	73	2647	419	982	.427	175	437	.400	186	243	.765	103	264	367	197	282	11	97	174	62	1199	16.4
Camby	63	38	1897	375	778	.482	2	14	.143	183	264	.693	131	263	394	97	214	7	66	134	130	935	14.8
Christie	81	81	3127	396	949	.417	147	383	.384	237	306	.775	85	347	432	315	245	6	201	200	45	1176	14.5
Rogers	56	3	1397	212	404	.525	25	66	.379	102	170	.600	120	184	304	37	140	1	42	53	69	551	9.8
Slater	26	0	406	82	149	.550	0	2	.000	39	75	.520	40	55	95	21	34	0	9	29	6	203	7.8
Jones	79	61	2421	258	537	.480	1	13	.077	99	121	.818	270	410	680	84	269	3	58	116	39	616	7.8
Wright	60	28	1009	161	403	.400	0	1	.000	68	133	.511	79	107	186	28	146	3	15	93	50	390	6.5
Tabak	13	4	218	32	71	.451	0	0	–	20	29	.690	20	29	49	14	35	0	6	21	11	84	6.5
Davis	36	0	623	74	184	.402	16	70	.229	17	23	.739	11	29	40	34	40	0	11	21	2	181	5.0
Miller (TOT)	61	8	1152	123	238	.517	0	2	.000	48	79	.608	105	201	306	87	181	1	47	90	63	294	4.8
Miller (TOR)	19	8	316	47	84	.560	0	1	.000	20	26	.769	23	50	73	29	48	0	13	20	13	114	6.0
Rozier (TOT)	42	29	737	79	174	.454	0	2	.000	31	61	.508	102	132	234	31	97	2	24	29	44	189	4.5
Rozier (TOR)	41	29	732	79	173	.457	0	2	.000	31	61	.508	102	132	234	31	97	2	24	29	44	189	4.6
Earl	38	0	457	59	157	.376	0	5	.000	44	70	.629	33	52	85	18	54	0	12	33	27	162	4.3
Respert (TOT)	41	0	495	59	139	.424	20	57	.351	34	39	.872	14	25	39	40	40	0	20	30	2	172	4.2
Respert (TOR)	27	0	412	53	120	.442	19	48	.396	27	32	.844	11	21	32	32	35	0	20	22	2	152	5.6
Long	32	0	370	46	117	.393	12	34	.353	25	28	.893	6	34	40	21	28	0	9	24	2	129	4.0
Benjamin	4	3	44	5	12	.417	0	0	–	3	4	.750	3	6	9	1	5	0	1	2	0	13	3.3
Oliver	4	0	43	4	13	.308	1	6	.167	2	2	1.000	1	4	5	1	2	0	2	3	0	11	2.8
Whitside	27	1	259	18	55	.327	12	36	.333	11	15	.733	2	10	12	36	23	0	11	17	0	59	2.2
Lohaus	6	0	45	4	15	.267	2	7	.286	0	0	–	1	6	7	1	6	0	1	1	0	10	1.7
Lewis	9	0	50	6	14	.429	1	3	.333	1	2	.500	4	2	6	4	8	0	1	1	2	14	1.6
Cureton	9	0	46	3	8	.375	0	0	–	1	3	.333	4	5	9	4	10	0	0	1	0	7	0.8
RAPTORS	82		19830	2897	6632	.437	589	1624	.363	1446	2008	.720	1135	2254	3389	1714	1883	34	722	1347	517	7829	95.5
OPPONENTS	82		19830	2971	6390	.465	497	1427	.348	1646	2274	.724	1033	2352	3385	1967	1799	9	675	1338	442	8085	98.6

1996-97 REVIEW

NO.	DATE	OPPONENT	TOR/OPP	HOME	ROAD	TOTAL	SK	HIGH POINTS	HIGH REBOUNDS	HIGH ASSISTS	OPPONENT PTS.	ATTENDANCE
1.	Nov 1	NEW YORK	159-107	0-1	0-0	0-1	L1	Staudamire-28	Jones-9	Staudamire-10	Housto - 28	28,457
2.	Nov 2	@ Charlotte	158-109	0-1	0-1	0-2	L2	Staudamire-19	Rogers-8	Staudamire-5	Cory-38	24,042
3.	Nov 5	DALLAS	W100-96	1-1	0-1	1-2	W1	Williams-34	Rogers-12	Staudamire-6	Galling-22	17,065
4.	Nov 8	LAKERS	W63-92	2-1	0-1	2-2	W2	Staudamire-21	Staudamire-10	Staudamire-10	O'Neal/Jones-25	27,357
5.	Nov 11	DENVER	153-104	2-2	0-1	2-3	L1	Camby-26	Rogers-9	Staudamire-6	Ellis-37	17,132
6.	Nov 13	PHILADELPHIA	W110-98	3-2	0-1	3-3	W1	Williams-22	Jones-14	Staudamire-12	Weatherpoon-26	17,385
7.	Nov 14	@New York	156-99	3-2	0-2	3-4	L1	Camby-29	Christie-7	Staudamire-13	Ewing-25	19,763
8.	Nov 16	@Orlando	187-82	3-2	0-3	3-5	L2	Williams-29	Jones-8	Staudamire-5	Anderson-25	17,248
9.	Nov 19	SEATTLE	158-106	3-3	0-3	3-6	L3	Christie-31	Jones-11	Camby-4	Kemp-26	18,903
10.	Nov 21	CLEVELAND	181-89	3-4	0-3	3-7	L4	Staudamire-24	Earl-8	Staudamire-6	Mills-21	16,835
11.	Nov 23	ATLANTA	188-91	3-5	0-3	3-8	L5	Staudamire-22	Jones-9	Staudamire-8	Lauffner-29	16,838
12.	Nov 26	SACRAMENTO	187-98	3-6	0-3	3-9	L6	Staudamire-27	Jones-16	Staudamire-6	Abdul-Rauf-18	15,037
13.	Nov 27	CHARLOTTE	W62-88	4-6	0-3	4-9	W1	Williams-23	Jones-18	Staudamire-6	Rice-29	15,710
14.	Nov 30	@Minnesota	170-79	4-6	0-4	4-10	L1	Staudamire-20	Jones-15	Staudamire-Christie-4	Gugliotta-25	18,579
15.	Dec 2	HOUSTON	W100-89	5-6	0-4	5-10	W1	Staudamire-27	Jones-13	Staudamire-11	Barkley-30	17,108
16.	Dec 3	@Cleveland	174-83	5-6	0-5	5-11	L1	Christie/Earl-16	Jones-9	Staudamire-11	Brandon-18	13,494
17.	Dec 5	WASHINGTON	W62-80	6-6	0-5	6-11	W1	Williams-29	Jones-13	Staudamire-9	Strickland-17	15,222
18.	Dec 7	@Atlanta	175-101	6-6	0-6	6-12	L1	Williams-17	Jones-10	Staudamire-Christie-3	Smith-22	11,422
19.	Dec 8	CHICAGO	W67-89	7-6	0-6	7-12	W1	Staudamire-31	Jones-8	Staudamire-13	Pippen-28	33,385
20.	Dec 10	GOLDEN STATE	151-101	7-7	0-6	7-13	L1	Staudamire-19	Rogers-18	Staudamire-10	Smith-36	15,132
21.	Dec 11	@Boston	1113-115 (3OT)	7-7	0-7	7-14	L2	Staudamire-31	Christie-21	Staudamire-12	Fox-24	14,760
22.	Dec 14	@Miami	188-89	7-7	0-8	7-15	L3	Williams-18	Christie/Rogers-8	Christie-6	Mourning-26	14,712
23.	Dec 16	DETROIT	152-98	7-8	0-8	7-16	L4	Staudamire-28	Christie/Rogers-6	Christie-6	Hill-27	16,546
24.	Dec 17	@New Jersey	W67-88	7-8	1-8	8-16	W1	Williams-24	Jones-12	Christie/Jones-3	Kittles-27	10,078
25.	Dec 19	MILWAUKEE	W66-93	8-8	1-8	9-16	W2	Staudamire-19	Jones-17	Staudamire-12	Baker-21	15,321
26.	Dec 20	@Cleveland	182-91	8-8	1-9	9-17	L1	Rogers-18	Christie-6	Christie-7	Hill-21	14,824
27.	Dec 22	@Indiana	152-111	8-8	1-10	9-18	L2	Rogers-15	Jones-11	Staudamire-Williams-3	Miller-21	14,533
28.	Dec 26	NEW JERSEY*	W68-96	9-8	1-10	10-18	W1	Staudamire-18	Jones-11	Christie-7	Pack-27	16,630
29.	Dec 27	@Washington	182-100	9-8	1-11	10-19	L1	Christie-20	Camby-10	Staudamire-8	Webber-25	18,758
30.	Jan 2	@Orlando	194-96 (OT)	9-8	1-12	10-20	L2	Staudamire-32	Jones-11	Staudamire-12	Sekaly-31	17,248
31.	Jan 4	@Detroit	174-118	9-8	1-13	10-21	L3	Christie-20	Christie-7	Staudamire-5	Curry-17	21,454
32.	Jan 7	LA CLIPPERS	180-87	9-9	1-13	10-22	L4	Staudamire-25	Christie-11	Staudamire-9	Vaught-21	15,249
33.	Jan 9	UTAH	W110-96	10-9	1-13	11-22	W1	Staudamire-27	Jones-14	Christie-10	Malone-24	16,517
34.	Jan 11	@New Jersey	W123-106	10-9	2-13	12-22	W2	Staudamire-Williams-28	Jones/Camby-9	Staudamire-Christie-9	Gill-30	15,527
35.	Jan 12	ORLANDO	185-88	10-10	2-13	12-23	L1	Williams-22	Jones-10	Staudamire-14	Grant-22	21,416
36.	Jan 15	@Seattle	178-122	10-10	2-14	12-24	L2	Christie/Rogers-15	Rogers/Williams-7	Staudamire-7	Perkins-26	17,072
37.	Jan 17	@Portland	W64-92	10-10	3-14	13-24	W1	Staudamire-24	Jones-12	Christie-6	Rider-23	20,212
38.	Jan 19	@Vancouver	192-100	10-10	3-15	13-25	L1	Staudamire-34	Camby-11	Staudamire-6	Abdul-Rahim-26	17,474
39.	Jan 21	MINNESOTA	W118-106	11-10	3-15	14-25	W1	Williams-32	Camby-10	Staudamire-17	Robinson-21	15,859
40.	Jan 23	MIAMI	187-89	11-11	3-15	14-26	L1	Williams-23	Camby-10	Staudamire-11	Hardaway-26	15,817
41.	Jan 25	@Chicago	158-110	11-11	3-16	14-27	L2	Staudamire-26	Jones-16	Staudamire-11	Jordan-24	23,913
42.	Jan 28	PORTLAND	W120-94	12-11	3-16	15-27	W1	Christie-33	Rozier-11	Staudamire-13	Rider-16	15,327
43.	Jan 29	@Philadelphia	159-101	12-11	3-17	15-28	L1	Staudamire-25	Jones-10	Christie-6	Iverson-31	11,251
44.	Feb 1	PHOENIX	W110-86	13-11	3-17	16-28	W1	Williams-33	Jones-14	Staudamire-13	Persan-23	19,405
45.	Feb 3	BOSTON	1102-114	13-12	3-17	16-29	L1	Staudamire-26	Jones-11	Staudamire-10	Williams-27	15,259
46.	Feb 5	CLEVELAND	W69-94	14-12	3-17	17-29	W1	Williams-26	Rogers-9	Staudamire-10	Brandon-25	16,520
47.	Feb 11	@Milwaukee	156-101	14-12	3-18	17-30	L1	Williams-27	Jones-14	Staudamire-12	Baker-23	13,257
48.	Feb 12	@Atlanta	184-106	14-12	3-19	17-31	L2	Staudamire/Williams-15	Rozier-7	Staudamire-3	Mutombo-2	13,846
49.	Feb 14	MILWAUKEE**	1102-106	14-13	3-19	17-32	L3	Camby-21	Miller-12	Staudamire-14	Robinson-37	15,193
50.	Feb 16	DETROIT**	189-92	14-14	3-19	17-33	L4	Williams-22	Rozier-11	Staudamire-15	Hill-23	15,492
51.	Feb 17	@Indiana	1103-105	14-14	3-20	17-34	L5	Staudamire-23	Miller-8	Staudamire-11	Miller-25	14,298
52.	Feb 19	@San Antonio	W125-92	14-14	4-20	18-34	W1	Staudamire-21	Jones-11	Staudamire-9	Wilkins/Herrera-18	13,179
53.	Feb 20	@Houston	157-107	14-14	4-21	18-35	L1	Staudamire-17	Jones-10	Staudamire-7	Olagunju-25	16,285
54.	Feb 22	@Dallas	W69-92	14-14	5-21	19-35	W1	Christie-22	Miller-8	Staudamire-9	Finley/Danilovic-20	16,314
55.	Feb 25	@Denver	W124-122 (OT)	14-14	6-21	20-35	W2	Staudamire-35	Jones-7	Staudamire-5	Ellis-32	9,225
56.	Feb 27	@Utah	1114-118	14-14	6-22	20-36	L1	Williams-32	Jones/Rogers-8	Staudamire-8	Malone-32	19,911
57.	Feb 28	@LA Clippers	152-94	14-14	6-23	20-37	L2	Staudamire-22	Rogers-11	Staudamire-Christie-5	Martin-23	8,574
58.	Mar 3	BOSTON	1103-107	14-15	6-23	20-38	L3	Rogers-17	Rogers/Staudamire-7	Staudamire-17	Day-27	15,385
59.	Mar 5	NEW YORK	154-100	14-16	6-23	20-39	L4	Camby/Christie-24	Camby-9	Staudamire-8	Ewing-36	18,319
60.	Mar 7	SAN ANTONIO	1103-106	14-17	6-23	20-40	L5	Staudamire-25	Camby-9	Christie-9	Maxwell-34	16,178
61.	Mar 9	VANCOUVER	W61-77	15-17	6-23	21-40	W1	Williams-16	Camby-12	Staudamire-10	Peeler-25	19,186
62.	Mar 11	@Phoenix	W105-101	15-17	7-23	22-40	W2	Camby-23	Rozier-14	Staudamire-9	Ceballos-25	19,023
63.	Mar 13	@Sacramento	W103-96	15-17	8-23	23-40	W3	Staudamire-31	Williams/Camby-6	Staudamire-6	Richmond-26	17,317
64.	Mar 15	@Golden State	1102-106	15-17	8-24	23-41	L1	Camby-27	Camby-9	Staudamire-14	Price-21	15,068
65.	Mar 16	@LA Lakers	150-98 (OT)	15-17	8-25	23-42	L2	Staudamire-25	Camby-11	Staudamire-8	Jones-27	16,839
66.	Mar 18	PHILADELPHIA**	W117-105	16-17	8-25	24-42	W1	Camby-36	Christie/Staudamire-10	Staudamire-12	Iverson-26	15,219
67.	Mar 19	@Detroit	W69-97	16-17	9-25	24-42	W2	Camby-28	Camby-14	Christie-7	Thorge-21	21,454
68.	Mar 21	CHARLOTTE	157-102	16-18	9-25	25-43	L1	Staudamire-29	Camby-16	Christie-7	Rice-27	16,993
69.	Mar 23	ATLANTA	179-90	16-19	9-25	25-44	L2	Camby-37	Rogers/Williams-8	Staudamire-9	Blaylock-18	18,533
70.	Mar 25	INDIANA	184-98	16-20	9-25	25-45	L3	Williams-16	Camby-10	Staudamire-6	Smith-28	15,763
71.	Mar 27	CHICAGO	183-96	16-21	9-25	25-46	L4	Staudamire-18	Rozier-10	Staudamire-12	Pippen/Langley-16	34,104
72.	Mar 28	@Washington	186-113	16-21	9-26	25-47	L5	Christie-17	Staudamire-10	Staudamire-12	Webber-24	18,756
73.	Mar 30	MIAMI	W102-97	17-21	9-26	26-47	W1	Staudamire-35	Christie-12	Staudamire-11	Mourning-17	17,959
74.	Apr 2	@Philadelphia	W112-90	17-21	10-26	27-47	W2	Christie-29	Christie-15	Staudamire-15	Stackhouse-36	13,769
75.	Apr 5	@Miami	184-98	17-21	10-27	27-48	L1	Staudamire-25	Rogers/Rozier-6	Staudamire-7	Hardaway-20	15,200
76.	Apr 8	WASHINGTON	W100-94	18-21	10-27	28-48	W1	Staudamire-29	Rozier-10	Staudamire-13	Webber/Chaney-21	17,159
77.	Apr 10	ORLANDO	169-105	18-22	10-27	28-49	L1	Wright-17	Jones-12	Staudamire-5	Scott-20	20,280
78.	Apr 12	INDIANA	189-100	18-23	10-27	28-50	L2	Staudamire-22	Rogers/Rozier-11	Staudamire-11	Smith-23	21,832
79.	Apr 14	@Chicago	1100-117	18-23	10-28	28-51	L3	Staudamire-29	Rogers-12	Staudamire-12	Jordan-30	23,869
80.	Apr 15	@Milwaukee	185-92	18-23	10-29	28-52	L4	Slater-19	Rozier-13	Staudamire-11	Robinson-19	14,652
81.	Apr 18	@Charlotte	W108-100	18-23	11-29	29-52	W1	Staudamire-28	Jones/Camby-9	Staudamire-9	Rice-38	24,042
82.	Apr 20	@Boston	W125-94	18-23	12-29	30-52	W2	Staudamire-32	Jones-12	Staudamire-6	Day-22	17,820

*Game played in Hamilton, ON.

**Game played at Maple Leaf Gardens.

1995-96 REVIEW



FRONT ROW (L-R): Tracy Murray, B.J. Tyler, Vincenzo Esposito, Jimmy King, Damon Stoudamire, Alvin Robertson, Willie Anderson, Martin Lewis, Ed Pinckney. **BACK ROW (L-R):** Bryan James, Chris Bulley, John Lally, Carlos Rogers, Victor Alexander, Zan Tabak, Oliver Miller, John Salley, Ace Earl, Brendan Malone, Darrell Walker, John Shumate, Curtis Emerson.

1995-96 SEASON NOTES:

- The Raptors finished their first season with 21 wins, one victory shy of the modern-era expansion record set by the 1989-90 Minnesota Timberwolves.
- Toronto finished third in the league in average attendance with 23,179 per game and had the highest single-game crowd of the NBA season – 36,131 vs. Chicago on March 24. There were 10 gatherings of more than 25,000.
- The Raptors defeated each of the three teams with the best records in the NBA – Chicago, Seattle and Orlando.
- Toronto was 3-55 when trailing after three quarters.
- The team scored 23 consecutive points Feb. 13. at Miami.
- The biggest comeback for the Raptors was a 22-point deficit vs. Washington on April 19.
- Toronto concluded the season as the youngest team in the NBA.
- Six different Raptors scored at least 30 points in a game, the second highest number to New Jersey's total of seven.
- Damon Stoudamire finished fifth in the league in assists and second in minutes.
- Tracy Murray raised his scoring average from the previous season by 11.4 ppg, the highest increase in the NBA.
- Oliver Miller was one of only five players in the NBA to record at least 100 points, rebounds, assists, steals and blocks.
- The Raptors set an NBA record Jan. 9 vs. Charlotte by not making a free throw (0-3) during the game.
- Darrell Walker replaced Brendan Malone as head coach the day after the season ended.

PLAYER	FIELD GOALS			3-POINT FG			FREE THROWS			REBOUNDS			AST	PF	DQ	STL	TO	BLK	PTS	AVG			
	G	GS	MIN	FG	FGA	PCT	FG	FGA	PCT	FT	FTA	PCT									OFF	DEF	TOT
Stoudamire	70	70	2865	481	1129	.426	133	337	.395	236	296	.797	59	222	281	653	166	0	98	267	19	1331	19.0
Murray	82	37	2458	496	1092	.454	151	358	.422	182	219	.831	114	238	352	131	208	2	87	132	40	1325	16.2
Miller	76	72	2516	418	795	.526	0	11	.000	146	221	.661	177	385	562	219	277	4	108	202	143	982	12.9
Anderson	49	42	1564	232	527	.440	29	95	.305	113	132	.856	35	151	186	149	171	5	58	119	51	606	12.4
Wright (TOT)	57	38	1434	248	512	.484	1	3	.333	167	259	.645	148	208	356	38	163	4	30	109	49	664	11.6
Wright (TOR)	11	6	298	65	128	.508	1	3	.333	50	73	.685	24	33	57	11	38	2	6	28	10	181	16.5
Massenburg	24	20	659	100	196	.510	0	0	–	43	65	.662	52	114	166	18	67	0	13	35	9	243	10.1
Robertson	77	69	2478	285	607	.470	41	151	.272	107	158	.677	110	232	342	323	268	5	166	183	36	718	9.3
Rogers	56	18	1043	178	344	.517	3	21	.143	71	130	.546	80	90	170	35	87	0	25	61	48	430	7.7
Tabak	67	18	1332	225	414	.543	0	1	.000	64	114	.561	117	203	320	62	204	2	24	101	31	514	7.7
Christie (TOT)	55	17	1036	150	337	.445	46	106	.434	69	93	.742	34	120	154	117	141	5	70	95	19	415	7.5
Christie (TOR)	32	17	818	115	264	.436	36	87	.414	56	71	.789	26	94	120	92	100	4	58	76	16	322	10.1
Earl	42	7	655	117	276	.424	0	3	.000	82	114	.719	51	78	129	27	73	0	18	49	37	316	7.5
Pinckney	47	24	1031	117	233	.502	0	3	.000	94	124	.758	115	167	282	50	101	0	31	54	17	328	7.0
D'Sullivan	5	2	139	13	35	.371	0	1	.000	7	8	.875	13	19	32	2	13	0	2	5	4	33	6.6
Williams	1	0	31	3	8	.375	0	0	–	0	0	–	1	7	8	0	4	0	1	0	2	6	6.0
Salley	25	6	482	51	105	.486	0	0	–	47	65	.723	26	71	97	39	72	3	11	39	12	149	6.0
Whitfield	8	1	122	13	30	.433	0	0	–	14	22	.636	9	16	25	2	14	0	3	8	2	40	5.0
Lewis	16	0	189	29	60	.483	2	7	.286	15	25	.600	15	14	29	3	21	0	8	14	3	75	4.7
King	62	1	868	110	255	.431	5	34	.147	54	77	.701	43	67	110	88	76	0	21	60	13	279	4.5
Esposito	30	0	282	36	100	.360	13	56	.232	31	39	.795	4	12	16	23	27	0	7	39	0	116	3.9
RAPTORS	82		19830	3084	6598	.467	414	1168	.354	1412	1953	.723	1071	2213	3284	1927	1987	27	745	1544	493	7994	97.5
OPPONENTS	82		19830	3146	6624	.475	519	1416	.367	1799	2416	.745	1098	2274	3372	1890	1739	10	766	1326	482	8610	105.0

NO.	DATE	OPPONENT	TOROPP	HOME	ROAD	TOTAL	SK	HIGH POINTS	HIGH REBOUNDS	HIGH ASSISTS	OPPONENT PTS	ATTENDANCE
1.	Nov. 3	NEW JERSEY	W64-79	1-0	0-0	1-0	W1	Robertson-30	Robertson-7	Stoudamir-10	Anderson/Gilliam-13	33,306
2.	Nov. 4	@Indiana	L89-97	1-0	0-1	1-1	L1	Staudamir-26	Salley-9	Stoudamir-11	Miller-23	16,640
3.	Nov. 7	@Chicago	L108-117	1-0	0-2	1-2	L2	Anderson-23	Miller-9	Stoudamir-10	Jordan-38	23,102
4.	Nov. 8	SACRAMENTO	L90-109	1-1	0-2	1-3	L3	Murray-22	Miller-11	Anderson-4	Richardson-32	16,793
5.	Nov. 10	PHOENIX	L108-112	1-2	0-2	1-4	L4	Murray-23	Salley-11	Stoudamir-7	Person-23	25,207
6.	Nov. 11	@Charlotte	L117-123 (OT)	1-2	0-3	1-5	L5	Anderson-24	Anderson-9	Robertson-7	Johnson-34	24,042
7.	Nov. 13	UTAH	L100-103	1-3	0-3	1-6	L6	Anderson/Robertson-22	Pinckney-10	Stoudamir-9	Stockton-29	18,351
8.	Nov. 15	HOUSTON	L93-96	1-4	0-3	1-7	L7	Tabak/Staudamir-20	Tabak-15	Robertson-9	Smith-22	20,831
9.	Nov. 17	MINNESOTA	W114-96	2-4	0-3	2-7	W1	Staudamir-20	Miller/Staudamir-7	Stoudamir-13	Rider-30	18,401
10.	Nov. 18	@Washington	W103-102	2-4	1-3	3-7	W2	Staudamir-23	Anderson-9	Stoudamir-10	Howard-25	18,756
11.	Nov. 21	SEATTLE	W102-97	3-4	1-3	4-7	W3	Miller-23	Stoudamir-12	Stoudamir-11	Payton-24	21,836
12.	Nov. 22	@Milwaukee	L86-96	3-4	1-4	4-8	L1	Robertson-18	Pinckney-8	Stoudamir-9	Robinson-23	14,959
13.	Nov. 25	@Atlanta	L102-114	3-4	1-5	4-9	L2	Murray-22	Pinckney-13	Stoudamir-9	Norman-21	10,253
14.	Nov. 27	GOLDEN STATE	W101-98	4-4	1-5	5-9	W1	Anderson-26	Salley-9	Stoudamir-10	Hardaway-29	19,563
15.	Nov. 28	@Cleveland	L89-93	4-4	1-6	5-10	L1	Staudamir-18	Tabak-8	Anderson-5	Brandon-25	15,188
16.	Dec. 1	PHILADELPHIA	W105-102	5-4	1-6	6-10	W1	Anderson-23	Pinckney-16	Stoudamir-10	Stackhouse-32	19,789
17.	Dec. 3	MIAMI	L94-112	5-5	1-6	6-11	L1	Miller-29	Pinckney-12	Stoudamir-15	Maurring-28	21,238
18.	Dec. 5	@Seattle	L89-119	5-5	1-7	6-12	L2	Murray-23	Tabak/Miller/Robertson-5	Robertson/Staudamir-5	Kemp-21	17,072
19.	Dec. 7	@Portland	L88-96	5-5	1-8	6-13	L3	Murray-28	Pinckney-15	Stoudamir-10	C. Robinson-24	20,039
20.	Dec. 8	@L.A. Lakers	L103-120	5-5	1-9	6-14	L4	Staudamir-20	Pinckney-9	Stoudamir-10	Jones/Thruett-27	12,982
21.	Dec. 10	@Vancouver	W63-81	5-5	2-9	7-14	W1	Staudamir-24	Pinckney-16	Stoudamir-8	B. Edwards-23	17,438
22.	Dec. 12	BOSTON	L96-116	5-6	2-9	7-15	L1	Staudamir-18	Pinckney-9	Stoudamir-9	Brown-20	21,875
23.	Dec. 14	INDIANA	L100-102	5-7	2-9	7-16	L2	Miller-22	Miller-12	Stoudamir-13	Smith-28	19,763
24.	Dec. 15	@Boston	L103-122	5-7	2-10	7-17	L3	Tabak-18	Tabak-8	Robertson/Staudamir-7	Rafiq-31	17,580
25.	Dec. 17	ORLANDO	W110-93	6-7	2-10	8-17	W1	Staudamir-21	Pinckney-11	Stoudamir-10	O'Neal-32	25,820
26.	Dec. 19	DETROIT	L82-94	6-8	2-10	8-18	L1	Staudamir-19	Miller-25	Stoudamir-8	Hill-26	21,128
27.	Dec. 22	@Chicago	L104-113	6-8	2-11	8-19	L2	Tabak-24	Tabak/Staudamir-8	Stoudamir-13	Jordan-27	22,987
28.	Dec. 23	@New York	L91-103	6-8	2-12	8-20	L3	Staudamir-25	Pinckney-10	Stoudamir-9	Ewing-40	19,763
29.	Dec. 26	MILWAUKEE*	W63-87	7-8	2-12	9-20	W1	Staudamir-21	Pinckney-9	Stoudamir-11	Baker-22	17,242
30.	Dec. 28	@Detroit	L91-113	7-8	2-13	9-21	L1	Staudamir-27	Miller-7	Stoudamir-11	Houston-29	21,454
31.	Jan. 3	@Orlando	L110-121	7-8	2-14	9-22	L2	Robertson-27	Miller-12	Stoudamir-13	Hardaway-24	17,248
32.	Jan. 4	@Atlanta	L101-104 (OT)	7-8	2-15	9-23	L3	Robertson-21	Anderson/Pinckney-7	Stoudamir-10	Smith-27	7,194
33.	Jan. 9	CHARLOTTE	L91-92	7-9	2-15	9-24	L4	Murray-25	Masenburg/Staudamir-8	Robertson-8	Curry-27	20,326
34.	Jan. 11	ATLANTA	L79-87	7-10	2-15	9-25	L5	Staudamir-18	Masenburg/Rages/Tabak-7	Stoudamir-9	Blaylock-24	19,968
35.	Jan. 13	WASHINGTON	W106-100	8-10	2-15	10-25	W1	Staudamir-29	Masenburg-11	Stoudamir-11	Murson-25	25,432
36.	Jan. 15	@New Jersey	L83-108	8-10	2-16	10-26	L1	Staudamir-18	Miller-9	Stoudamir-11	Anderson-23	10,034
37.	Jan. 16	INDIANA	L102-110	8-11	2-16	10-27	L2	Staudamir-29	Masenburg-14	Stoudamir-10	Smith-29	19,968
38.	Jan. 18	CHICAGO	L89-92	8-12	2-16	10-28	L3	Staudamir-26	Masenburg-8	Stoudamir-12	Jordan-38	36,118
39.	Jan. 21	BOSTON	W97-95	9-12	2-16	11-28	W1	Staudamir-23	Masenburg-14	Stoudamir-9	Fax-20	24,334
40.	Jan. 23	NEW JERSEY	W66-79	10-12	2-16	12-28	W2	Murray-16	Masenburg-8	Stoudamir-11	Bridley-20	20,915
41.	Jan. 25	VANCOUVER	W101-106 (OT)	10-13	2-16	12-29	L1	Staudamir-22	Miller-13	Stoudamir-12	Reeves-25	21,378
42.	Jan. 27	@Denver	L82-93	10-13	2-17	12-30	L2	Staudamir-23	Masenburg-11	Stoudamir-9	Abdul-Rauf-21	16,535
43.	Jan. 30	@Sacramento	L75-102	10-13	2-18	12-31	L3	Miller-18	Masenburg-5	Stoudamir-6	Williams-29	17,317
44.	Feb. 2	@Golden State	L111-114	10-13	2-19	12-32	L4	Staudamir-25	Miller-7	Stoudamir-11	Smith-28	15,025
45.	Feb. 3	@L.A. Clippers	W119-113 (OT)	10-13	3-19	13-32	W1	Staudamir-25	Miller-11	Stoudamir-6	Debre-21	5,948
46.	Feb. 5	PORTLAND	L87-90	10-14	3-19	13-33	L1	Murray/Staudamir-16	Masenburg-10	Stoudamir-7	Strickland-28	20,832
47.	Feb. 7	MILWAUKEE	L88-93	10-15	3-19	13-34	L2	Miller-21	Miller-12	Stoudamir-6	Douglas-21	21,335
48.	Feb. 13	@Miami	W98-87	10-15	4-19	14-34	W1	Staudamir-29	Robertson-12	Stoudamir-7	Maurring-25	14,286
49.	Feb. 15	CLEVELAND*	L76-95	10-16	4-19	14-35	L1	Anderson-17	Miller-9	Stoudamir-7	Brandon-20	17,242
50.	Feb. 17	@Detroit	L95-108	10-16	4-20	14-36	L2	Miller-25	Murray-7	Stoudamir-9	Houston-29	21,454
51.	Feb. 22	@Utah	L86-102	10-16	4-21	14-37	L3	Staudamir-23	Williams-8	Stoudamir-6	Malone-26	19,911
52.	Feb. 23	@Phoenix	L105-110	10-16	4-22	14-38	L4	Staudamir-29	Miller-9	Stoudamir-10	Person-25	19,023
53.	Feb. 25	@Dallas	L98-105	10-16	4-23	14-39	L5	Staudamir-23	Tabak-16	Stoudamir-10	Jackson-24	16,618
54.	Feb. 27	@Houston	L100-105	10-16	4-24	14-40	L6	Murray-22	Tabak-10	Stoudamir-19	Olaajun-35	16,285
55.	Feb. 29	@San Antonio	L95-120	10-16	4-25	14-41	L7	Murray/Miller-13	Miller-8	Stoudamir-5	De Negr-24	18,083
56.	Mar. 3	@Cleveland	W100-89	10-16	5-25	15-41	W1	Murray-29	Christie/Miller-5	Christie-5	Miller-24	18,409
57.	Mar. 5	DETROIT	L84-105	10-17	5-25	15-42	L1	Wright-25	Miller-8	Stoudamir-6	Hill-31	22,968
58.	Mar. 6	NEW YORK	L82-89	10-18	5-25	15-43	L2	Wright-18	Miller/Wright-8	Stoudamir-15	Davis-30	21,998
59.	Mar. 8	@Miami	L79-109	10-18	5-26	15-44	L3	Espino-12	Miller-10	Stoudamir-5	Hardaway-23	14,319
60.	Mar. 10	DALLAS	W128-112	11-18	5-26	16-44	W1	Staudamir-25	Tabak-10	Stoudamir-9	Jackson-36	21,873
61.	Mar. 12	@Philadelphia	L110-118	11-18	5-27	16-45	L1	Murray-31	Miller-11	Christie/Robertson-8	Stackhouse-34	8,806
62.	Mar. 15	@Charlotte	L101-113	11-18	5-28	16-46	L2	Wright/Miller/Staudamir-20	Miller-10	Stoudamir-11	Johnson-27	24,042
63.	Mar. 17	@Indiana	L96-105	11-18	5-29	16-47	L3	Staudamir-23	Murray-9	Stoudamir-12	Miller-27	16,579
64.	Mar. 18	DENVER	L114-122	11-19	5-29	16-48	L4	Murray-40	Miller-9	Stoudamir-16	McDyess-32	20,324
65.	Mar. 20	CHARLOTTE	W107-89	12-19	5-29	17-48	W1	Rogers/Staudamir-24	Miller-15	Stoudamir-10	Johnson-19	22,033
66.	Mar. 22	SAN ANTONIO	L108-120	12-20	5-29	17-49	L1	Murray-29	Miller-12	Stoudamir-13	Ellott/Robinson-24	25,964
67.	Mar. 24	CHICAGO	W109-108	13-20	5-29	18-49	W1	Staudamir-30	Murray/Miller-12	Stoudamir-11	Jordan-36	36,131
68.	Mar. 26	ATLANTA	L111-114	13-21	5-29	18-50	L1	Murray/Staudamir-30	Murray/Miller-12	Stoudamir-12	Blaylock-25	21,473
69.	Mar. 27	@ Philadelphia	L94-103	13-21	5-30	18-51	L2	Tabak-26	Tabak-11	Robertson-6	Weatherston-28	7,411
70.	Mar. 29	ORLANDO	L86-126	13-22	5-30	18-52	L3	Staudamir-15	Robertson-9	Stoudamir-5	O'Neal-24	35,881
71.	Mar. 31	L.A. LAKERS	L106-111	13-23	5-30	18-53	L4	Murray-32	Murray-10	Stoudamir-15	Dixie-20	36,046
72.	Apr. 2	L.A. CLIPPERS	W104-103 (OT)	14-23	5-30	19-53	W1	Murray-30	Miller-15	Stoudamir-12	Debre-19	21,135
73.	Apr. 4	CLEVELAND	L77-88	14-24	5-30	19-54	L1	Whitfield-16	Whitfield-12	King-8	Brandon/Majeri-19	21,173
74.	Apr. 6	NEW YORK	L106-139	14-25	5-30	19-55	L2	Murray-23	Murray-9	Christie/Miller-5	Starks-37	23,168
75.	Apr. 8	@Minnesota	L101-115	14-25	5-31	19-56	L3	Christie/Murray-21	Miller/Robertson-10	Robertson-10	Rider-28	13,011
76.	Apr. 9	@Milwaukee	W102-96	14-25	6-31	20-56	W1	Robertson-25	Robertson-10	Christie/Robertson-6	Baker-25	15,935
77.	Apr. 12	@Boston	L108-136	14-25	6-32	20-57	L1	Earl-40	Earl-12	Stoudamir-9	Barnes-24	17,930
78.	Apr. 14	@Washington	L87-110	14-25	6-33	20-58	L2	Earl-26	Miller-17	Miller-5	Howard-29	18,756
79.	Apr. 15	@New York	L79-125	14-25	6-34	20-59	L3	Earl-25	Earl-11	King-9	Ewing-23	19,763
80.	Apr. 17	@New Jersey	L95-107	14-25	6-35	20-60	L4	Earl-28	Robertson-13	Robertson-8	Brown-30	14,688
81.	Apr. 19	WASHINGTON	W107-103	15-25	6-35	21-60	W1	Christie-30	Miller-13	Miller-9	Howard-42	24,454
82.	Apr. 21	PHILADELPHIA	L105-109 (OT)	15-26	6-35	21-61	L1	Miller-35	Miller-12	Miller-9	Weatherston-35	27,118

* Game played in Hamilton, ON

KEY DATES IN FRANCHISE HISTORY

1993

APRIL 23: The National Basketball Association announces it has received a formal application for expansion from Professional Basketball Franchise (Canada), Inc. (PBF), comprised of John I. Bitove of Bitove Investments, Inc., Allan Slaight of Standard Broadcasting Limited, Borden Osmak of The Bank of Nova Scotia, Phil Granovsky of Atlantic Packaging, Ltd., and former Ontario Premier David Peterson, who serves as the group's Chairperson.

JULY 29: Members of the NBA's expansion committee visit Toronto to meet with representatives of PBF.

SEPTEMBER 30: The NBA expansion committee announces its recommendation that PBF be awarded an expansion franchise for the 1995-96 season, to become the 28th team in the NBA and the first expansion franchise outside of the United States.

NOVEMBER 4: The NBA Board of Governors officially grants Toronto an NBA expansion franchise under the ownership of PBF, with John I. Bitove as team president.



1994

MAY 15: The Toronto Raptors Basketball Club Inc. officially begins the 18-month countdown to its first tip-off in November 1995 by unveiling its name, logo and colours (Raptor Red, purple, black and Naismith Silver).

MAY 24: Isaiah Thomas is introduced as Vice-President, Basketball of Toronto Raptors.

DECEMBER 21: Franchise receives 50 per cent deposits on 15,127 season tickets for 1995-96 season at SkyDome.

DECEMBER 21: Plans are unveiled for a 22,500-seat stadium at 40 Bay Street site in downtown Toronto; letter of intent signed with Canada Post, owners of lakeshore-fronting property.

DECEMBER 23: Raptors Foundation helps Toronto Star Santa Fund reach \$900,000 goal with \$51,000 donation the first official community contribution by NBA team's charitable fund-raising umbrella.

1995

FEBRUARY 1: Toronto Raptors unveil official uniforms at BCE Place in Toronto, with international launch February 3 at the "Super Show" in Atlanta.

FEBRUARY 24: Toronto Raptors announce naming of new home as "Air Canada Centre." Billed as one of the most significant partnerships of a Canadian sporting enterprise, the arena will be completed in early 1999.

MAY 16: Raptors sign closing documents to make the team members in full of the NBA.

MAY 26-28: Raptors hold first free-agent training camp at Seneca College in Toronto.

JUNE 2: Raptors name Brendan Malone, a veteran of 26 years in the coaching profession including nine years in the NBA, as the first head coach.

JUNE 16: Following a coin toss held at the NBA office in New York with representatives of the Toronto Raptors and Vancouver Grizzlies on hand, Raptors will pick seventh in the 1995 NBA Draft and first in the 1995 NBA Expansion Draft.

JUNE 24: B.J. Armstrong of the Chicago Bulls headlines a roster of 14 players selected by the Toronto Raptors in the 1995 NBA Expansion Draft.



JUNE 28: Raptors pick 5-foot-10 point guard Damon Stoudamire from the University of Arizona seventh in the 1995 NBA Draft first round, followed by Jimmy King from the University of Michigan in the second round. Staged at SkyDome, this is the first time the draft was held outside of the United States and drew a record crowd of 21,168.

OCTOBER 6-12: Toronto Raptors hold their first-ever training camp at Copps Coliseum in Hamilton.

OCTOBER 14: The Raptors play their first preseason game at the Halifax Metro Centre, defeating the Philadelphia 76ers, 120-107. Toronto will play all eight of its preseason contests in Canada, four in Toronto as well as Saint John, NB, Saskatoon, and in Winnipeg, versus the Vancouver Grizzlies in the first Naismith Cup.

NOVEMBER 1: The team officially establishes the Raptors Foundation, a charitable organization dedicated to working with registered charities for the betterment of youth.

NOVEMBER 2: Toronto Raptors announce their 12-man active roster that will open their inaugural season. The opening day lineup includes Victor Alexander, Willie Anderson, Acie Earl, Jimmy King, Oliver Miller, Tracy Murray, Ed Pinckney, Alvin Robertson, Carlos Rogers, John Salley, Damon Stoudamire and Zan Tabak.

NOVEMBER 3: The NBA makes its historic return to Canada as the Toronto Raptors defeat the New Jersey Nets, 94-79, before a record crowd of 33,306 gathered at the SkyDome in Toronto.




1996

FEBRUARY 10: Damon Stoudamire receives the MVP award for the Schick Rookie Game at the All-Star Weekend in San Antonio.

MARCH 24: The NBA season-high for attendance takes place at SkyDome as 36,131 witness the Raptors defeat the first-place Chicago Bulls, 109-108.

APRIL 22: One day after the first season ends, with the Raptors posting a 21-61 record, Darrell Walker is named the new head coach of the Raptors as Brendan Malone steps down from his position due to philosophical differences with the team.

KEY DATES IN FRANCHISE HISTORY



MAY 15: Damon Stoudamire receives the 1995-96 Schick Rookie of the Year Award.

NOVEMBER 1: The Toronto Raptors begin their second NBA season hosting the New York Knicks, 50 years to the day the Toronto Huskies hosted the Knicks in the first-ever game in NBA history. New York won both times, prevailing 107-99 this year.

NOVEMBER 15: Slaight Investments, Inc. takes majority control of the Toronto Raptors Basketball Club Inc. after buying out Bitove Investments, Inc.

NOVEMBER 22: The Raptors appoint Richard Peddie as new team president and chief operating officer.

1997

MARCH 12: Raptors officially break ground at Air Canada Centre site at 40 Bay St.

APRIL 28: The first concrete is poured for Air Canada Centre's foundation.

NOVEMBER 20: The team announces that Isiah Thomas, Executive Vice President, Basketball has resigned his position with the club and will sell his nine percent ownership stake to majority owner Allan Slaight. Glen Grunwald is promoted to General Manager.

1998

FEBRUARY 12: Maple Leaf Gardens, Ltd. announces its purchase of the Toronto Raptors Basketball Club Inc. and Air Canada Centre.

FEBRUARY 13: The Raptors announce a six-player deal with the Portland Trail Blazers at the same time that head coach Darrell Walker steps down from his position to be replaced by Butch Carter on an interim basis.

FEBRUARY 18: Toronto announces the largest trade in club history, a seven-player deal with Boston.

MARCH 10: The Board of Directors of Maple Leaf Gardens, Ltd. names Richard Peddie as President and CEO of the transition team that will oversee the construction of Air Canada Centre and the management of the Raptors and Maple Leafs. The post is made permanent on October 6.

MARCH 27: The NBA unanimously approves the sale of the Raptors to Maple Leaf Gardens, Ltd.

APRIL 22: Maple Leaf Gardens, Ltd. announces the company's purchase of the Raptors and Air Canada Centre has been completed.

JULY 1: Maple Leaf Gardens, Ltd. is renamed Maple Leaf Sports & Entertainment Ltd., the parent company of the Raptors, the Toronto Maple Leafs of the NHL, Air Canada Centre and Maple Leaf Gardens.

1999

JANUARY 21: The Raptors hold training camp at Air Canada Centre for the first time.

FEBRUARY 21: The Raptors play their first game at Air Canada Centre, defeating the Vancouver Grizzlies, 102-87, in front of a sellout crowd of 19,800.

MAY 26: Vince Carter is named the Schick NBA Rookie of the Year.

SEPTEMBER 30: The team unveils its new uniforms for the start of the 1999-2000 season.

OCTOBER 5: The Raptors begin training camp for their first full season at Air Canada Centre.

2000

FEBRUARY 13: Vince Carter becomes the first Raptor to start and play in the All-Star Game as he accumulates more votes than any other player. The day before he won the Slam Dunk Contest.



FEBRUARY 27: Vince Carter scores a franchise single-game record 51 points vs. Phoenix.

MARCH 26: Vince Carter named to the U.S. Olympic Team for the 2000 Summer Games in Sydney and would later capture the gold medal.

APRIL 12: The Raptors qualify for the NBA playoffs for the first time in club history.

APRIL 30: The Raptors host their first-ever playoff game, falling 87-80 to the Knicks, ending the series in three games.

JUNE 21: Lenny Wilkens, the winningest coach in NBA history, is named the new head coach of the Raptors.

2001

JANUARY 16: Raptors tie an NBA record with only three turnovers in a 114-99 loss to the Houston Rockets.

JANUARY 19: Lenny Wilkens records his 1,200th NBA win with a 101-79 victory over the visiting Washington Wizards.

JANUARY 27: For the second consecutive year, Vince Carter receives the most fan votes for the NBA All-Star Game (1,717,687).

FEBRUARY 10: Morris Peterson becomes the third Raptor to play in the Schick NBA Rookie Challenge during All-Star Weekend in Washington D.C.

KEY DATES IN FRANCHISE HISTORY

FEBRUARY 11: Vince Carter and Antonio Davis start for the Eastern Conference at the NBA All-Star Game in Washington, D.C.

FEBRUARY 20: Mark Jackson records his 9,062nd career assist vs. Golden State to surpass Isiah Thomas for fourth on the NBA all-time assists chart.

FEBRUARY 28: Charles Oakley becomes the Raptors' all-time leading rebounder pulling down 11 boards at Atlanta, surpassing Doug Christie's mark of 1,448.

MARCH 2: Vince Carter becomes the Raptors' all-time leading scorer surpassing Doug Christie (4,448).

MARCH 4: Vince Carter is named NBA Player of the Week averaging 31.8 points, 6.5 rebounds and 4.8 assists leading the Raptors to four consecutive victories.

MARCH 23: The Raptors set an NBA record for most blocks in a game with 23 vs. Atlanta.

APRIL 3: The Raptors defeat the Sixers 100-85 to secure their second consecutive trip to the post-season.

APRIL 18: Toronto defeats Washington 98-92 to set a franchise record for wins in a season at 47.

APRIL 26: Toronto records first playoff win defeating the New York Knicks 94-74 at Madison Square Garden.

MAY 4: Toronto wins first playoff series with a 93-89 win in Game Five at Madison Square Garden.



MAY 18: The Raptors defeat Philadelphia in Game Six of the Eastern Conference Semifinal in front of an over-capacity crowd of 20,499, the largest attendance for a sporting event at Air Canada Centre.

SEPTEMBER 7: Raptors NBA TV hits the airwaves.

NOVEMBER 1: Antonio Davis named to play on USA Basketball Men's Senior team for the 2002 FIBA World Basketball championship.

NOVEMBER 7: The Raptors set a number of records when they defeated Golden State 109-92 including a franchise-high rebounds in a game (60), a franchise record individual points in a quarter (20, Vince Carter, 3rd quarter), and tied a franchise record for most 10+ rebounders in a game (3).

NOVEMBER 12: Vince Carter is selected NBA Eastern Conference Player of the Week for games played Nov. 5-11. It is the fifth Player of the Week honour for Carter during his NBA career.

DECEMBER 6: Hakeem Olajuwon passed Dominique Wilkins for eighth place on the NBA's all-time scoring chart with 26,669th points in a 95-89 loss at Milwaukee.

DECEMBER 16: Antonio Davis passed Charles Oakley to become the Raptors' all-time rebounding leader with his 1656th carom in a 93-88 loss to Washington Wizards. Hakeem Olajuwon passed Oscar Robertson for seventh on the NBA's all-time scoring list with his 26,711th point.

DECEMBER 23: Assistant Coach Stan Albeck suffered a stroke in the locker room before the game versus Miami. Albeck did not return to the Raptors bench until the regular season finale April 17 vs. Cleveland.

2002

JANUARY 4: Morris Peterson is named to the Sophomore team for the NBA's 2002 Got Milk? Rookie Challenge.

JANUARY 26: Vince Carter is voted as a starter in the NBA All-Star Game for a third consecutive year.



JANUARY 31: With a 97-92 Toronto win over Boston, Lenny Wilkens recorded his 74th victory to surpass Butch Carter as the Raptors' winningest coach.

FEBRUARY 12: The Raptors returned from the All-Star break to lose in Cleveland, 99-81, marking the beginning of a 13-game losing streak.

MARCH 1: Vince Carter recorded the second four-point play in Raptors history versus Portland.

MARCH 5: The Raptors announced that scout Walker D. Russell had been reassigned to the coaching staff for the remainder of the season. Alvin Williams set a franchise record for consecutive games played with 146 surpassing Vince Carter's 145.

MARCH 8: The Raptors snapped their season-long 13-game losing streak with an 83-74 victory at Miami. Antonio Davis recorded his 87th double-double with Raptors, moving past Damon Stoudamire for most career double-doubles in a Raptors uniform.

MARCH 22: The Raptors began their franchise-high winning streak of nine games, defeating Cleveland 94-80.

MARCH 26: Vince Carter underwent successful arthroscopic surgery.

APRIL 18: The game versus Cleveland marked the 40th sellout of the season, setting a franchise high.

OCTOBER 30: The Raptors opened the 2002-03 season at home with a 74-68 win over Washington. The Wizards' 68 points matched the Raptors' franchise record for fewest points allowed.

NOVEMBER 4: The Raptors allowed an opponent franchise-high 29 offensive rebounds in a 109-105 (OT) win over the Chicago Bulls.

NOVEMBER 12: Alvin Williams scored a career-high 32 points and Jerome Williams added a career-best 30 points in a 115-109 victory at Orlando. It was the third time in franchise history that two players had scored more than 30 points in a game.

NOVEMBER 17: The Raptors scored a franchise-low 28 points in the first half versus Utah in an 82-78 loss.

NOVEMBER 20: Toronto signed guard Jermaine Jackson after the team was granted a second roster exemption under the NBA special hardship rule.

2003

JANUARY 5: Alvin Williams became the Raptors' all-time games played leader (315) surpassing Doug Christie.

JANUARY 14: At Washington, Antonio Davis recorded his 361st blocked shot to move past Marcus Camby into first place on the Raptors' all-time blocks list. Toronto defeated Washington 84-75 despite dressing only eight players (three on 10-day contracts). Signed forward Damone Brown after being granted a third roster exemption under the NBA special hardship rule.

KEY DATES IN FRANCHISE HISTORY

JANUARY 17: The Raptors tied a franchise low netting 24 field goals in an 88-77 loss at New Jersey.

JANUARY 24: Vince Carter voted as a starter in the NBA All-Star Game for a fourth consecutive year.

JANUARY 26: Lenny Wilkens became only the second coach in NBA history (Larry Brown) to record 100 wins with four different teams (Seattle, Cleveland, Atlanta, Toronto). Jerome Williams set a franchise-high with 10 consecutive 10+ rebounding efforts (Jan. 6 - 26).

FEBRUARY 2: Voshon Lenard tied a Raptors franchise high for points off the bench scoring a season-high 30 in a 100-86 victory over the L.A. Clippers.

FEBRUARY 9: Vince Carter relinquishes his starting position in the NBA All-Star Game to Michael Jordan.

FEBRUARY 11: Maple Leaf Sports & Entertainment Ltd. announced new ownership structure with Larry Tanenbaum becoming the chairman of the board.

FEBRUARY 14: Antonio Davis recorded his 100th double-double in a Raptors uniform in a 118-114 (OT) loss vs. Golden State.

FEBRUARY 14: Game at Washington postponed due to inclement weather.

FEBRUARY 19: The Raptors tied a franchise record for fewest steals in a game (two) in an 89-84 loss vs. Detroit.

MARCH 4: The Raptors played their make-up game from February 14 at Washington and defeated the Wizards 89-86 to record their only season series sweep of the year.

MARCH 8: Vince Carter scored a Raptors season-high and Phillips Arena opponent-record 43 points in Atlanta.

MARCH 11: At Denver, Vince Carter surpassed Doug Christie (431) for first place on the Raptors' all-time three-pointer list.

MARCH 16: Alvin Williams and Vince Carter combined for a four-point play at L.A. Clippers when Williams hit a three-pointer and Carter made a free throw from a foul called away from the ball.



APRIL 2: At Detroit, Jerome Williams tied a Raptors franchise record for rebounds in a half when he hauled down 14 of his 16 rebounds in the first 24 minutes.

APRIL 4: With a 124-98 defeat vs. San Antonio, Lenny Wilkens recorded his 1,107th loss to surpass Bill Fitch as the coach with the most losses in NBA history.

APRIL 17: Lenny Wilkens and the Toronto Raptors reached a mutual agreement that concluded Wilkens' coaching tenure with the team after three seasons.

MAY 22: Senior Vice-President and General Manager Glen Grunwald and guard/forward Vince Carter attend the NBA Draft Lottery where the Toronto Raptors are selected as the fourth pick in the 2003 NBA Draft.

JUNE 18: Kevin O'Neill becomes the fifth head coach in Toronto Raptors history.

JULY 2: Maple Leaf Sports & Entertainment Ltd. makes closing of shareholder transaction official.

JULY 28: Vince Carter added to 2003 USA Senior National Team.

AUGUST 1: Third annual Vince Carter Charity All-Star Game televised internationally on Raptors NBA TV and NBA TV.

AUGUST 26: Eric Montross retires after missing the entire 2002-03 season with a stress reaction in his left foot.

AUGUST 26: Kevin O'Neill named Bob Beyer, Shaun Brown, Tony Brown, Ron Oliver, Jim Sann and Jay Triano as assistant coaches.

OCTOBER 10: As part of its preseason schedule, Toronto played its first game against a non-NBA team, hosting Panathinaikos of Greece. The Raptors led 100-76 with 59.4 seconds remaining when the power went out at Air Canada Centre and the game was called.

OCTOBER 21: The Raptors and Cavaliers preseason game at Mile One Stadium in St. John's, Newfoundland is cancelled following pregame warmups due to unsafe playing conditions. Toronto tied a franchise best by finishing the preseason with a 5-2 record.

OCTOBER 29: Toronto opened the 2003-04 campaign with a 90-87 win over New Jersey at Air Canada Centre. The game marked the debut of the Raptors' alternate road jersey.

NOVEMBER 1: The Raptors set a franchise and NBA season-low by scoring 56 points at Minnesota. The team also set a franchise-low by making 19 field goals. They shot the second-lowest field goal percentage in franchise history at .275 (19-for-69).

NOVEMBER 7: Toronto set another team low by netting 23 points in the first half at Washington, which included a franchise-low tying four points in the second quarter.

NOVEMBER 17: NBA Board of Governors approves realignment plan that will take effect for the 2004-05 season, moving the Raptors to the Atlantic Division, joining Boston, New Jersey, New York, Philadelphia.

NOVEMBER 26: Vince Carter scored 33 points in the second half at Atlanta to tie a franchise record. He scored 43 points in the game, the most by a Toronto player this season.

DECEMBER 1: Acquired guard/forward Jalen Rose, and forwards Donyell Marshall and Lonny Baxter from Chicago in exchange for forward/centre Antonio Davis, and forwards Jerome Williams and Chris Jefferies. The Raptors won their next five games, the longest winning streak of the season and averaged 100.0 points during that stretch.

DECEMBER 3: The Raptors made 17 three-pointers versus Boston to set a franchise record.

DECEMBER 8: Vince Carter is named Eastern Conference Player of the Week. He led Toronto to a 4-0 record and averaged 23.5 points and 7.8 assists.

DECEMBER 12: Boston snapped Toronto's franchise-best streak of 22 games keeping opponents under 100 points with a 114-111 victory. Toronto tied a franchise low with two steals in the game.

DECEMBER 14: Jalen Rose recorded his 10,000th career point.

DECEMBER 26: The Raptors tied a franchise low by grabbing three offensive rebounds at Utah.

2004

JANUARY 29: Vince Carter received the most votes (2,127,183), second-highest total in history, in the NBA All-Star balloting program for the 2004 NBA All-Star Game.



FEBRUARY 8: In what turned out to be the greatest defensive quarter in team history, the Raptors held Golden State to two points in the fourth quarter. It was the lowest-scoring fourth quarter in league history and tied the lowest-scoring period, set by the Dallas Mavericks against the Los Angeles

KEY DATES IN FRANCHISE HISTORY

Lakers on April 6, 1997. Toronto outscored the Warriors 18-2 in the quarter to force overtime and eventually won the game 84-81. Jalen Rose fractured the fourth metacarpal in his left hand during the second quarter of the game. He remained in the contest but would miss the next 16 games.

FEBRUARY 13: Chris Bosh scored eight points as starting centre in the got milk? Rookie Challenge played during All-Star weekend in Los Angeles.

FEBRUARY 15: Vince Carter nets 11 points as a starter in the 2004 All-Star Game.



FEBRUARY 17: Donyell Marshall set franchise records with 24 rebounds, including 17 on the defensive end at Chicago.

MARCH 3: Washington recorded Raptors franchise bests for an opponent with 61 rebounds, including 47 on the defensive end in an 84-70 win over Toronto.

MARCH 9: Toronto set a franchise-low by scoring three points in overtime at Indiana. The Pacers outscored the Raptors 13-3 in the extra frame and won 94-84.

MARCH 12: The Raptors signed forward Corie Blount. He became the 23rd player to suit up for the Raptors this season, second-most in franchise history.

MARCH 21: New Orleans set franchise bests, NBA season highs and Raptors franchise highs for an opponent with 46 free throws and 60 attempts at home versus Toronto. The Raptors won 121-120 in overtime.

MARCH 22: Vince Carter is named Eastern Conference Player of the Week for the second time this season and the seventh time in his career. He led the Raptors to a 2-1 record and posted averages of 32.0 points and 5.3 assists.

MARCH 31: Morris Peterson played in his 188th consecutive game to move past Alvin Williams for the franchise record.

APRIL 1: Announced that Glen Grunwald's contract as senior vice-president and general manager, which expired June 30, 2004, will not be renewed and he relinquished his general manager position. Jack McCloskey is named interim general manager.

APRIL 11: The Raptors were defeated 114-108 to the Chicago Bulls at home in overtime. Toronto played an NBA season-high 11 overtime games during the season and tied Portland with a league-best six overtime wins. Bulls guard Jamal Crawford became the first Raptors opponent to score 50 points in Toronto and only the second opponent all-time to top the 50-point plateau.

APRIL 16: Dismissed Head Coach Kevin O'Neill, along with assistants Bob Beyer, Tony Brown, Ron Oliver and Jim Sann.

JUNE 7: Announced the hiring of Rob Babcock as Raptors general manager, Wayne Embry as senior advisor to the general manager and Alex English as director of player development/scout.

JUNE 29: Sam Mitchell became the sixth head coach in Raptors history.

JULY 2: Named Alex English, Jay Triano and Jim Todd as assistant coaches. Mike Evans named as a scout.

JULY 22: Named Scott Howard director of international player personnel and Mike McCollow assistant director of player personnel / director of video scouting.

DECEMBER 17: Acquired forward Eric Williams, forward/centre Aaron Williams, centre Alonzo Mourning and two first-round picks from the Nets in exchange for guard/forward Vince Carter.

2005

JANUARY 10: For the first time in his career, Chris Bosh was named Eastern Conference Player of the Week for games played Monday, January 3 through Sunday, January 9. He led the Raptors to a 3-1 record, posting averages of 20.5 points, 13.0 rebounds and 1.30 blocks.

JANUARY 17: Toronto defeated the Timberwolves, 100-91, marking the first win for the Raptors at Minnesota in franchise history.

JANUARY 19: Chris Bosh set the franchise record for consecutive games with a double-double, registering at least 10 points and 10 rebounds in nine straight games (Jan. 3-19).

JANUARY 30: Suspended guard Rafer Alston for two games for conduct detrimental to the team.

FEBRUARY 4: After coming back from 19 points the previous game against the Indiana Pacers, Toronto, down by 22 (69-47) at the 8:20 mark of the third quarter, mounted the largest comeback in franchise history, defeating the Washington Wizards 103-100 at Air Canada Centre. Toronto won a total of five games during the season where they came back from deficits of 19 or more.

FEBRUARY 11: Reached an agreement with centre Alonzo Mourning to buy out the remaining two years of his contract.

FEBRUARY 18: Chris Bosh recorded 26 points, shooting nine-for-13 from the field and eight-for-10 from the line, to go along with game highs of 14 rebounds and four steals in 29 minutes in the got milk? Rookie Challenge during All-Star Weekend in Denver, Colorado.

FEBRUARY 22: Chris Bosh became the third-youngest player (Kevin Garnett, Tracy McGrady) in NBA history to reach the 1,000 career-rebound plateau.

FEBRUARY 28: Jalen Rose was named NBA Eastern Conference Player of the Week for games played Monday, February 22 through Sunday, February 27. He led the Raptors to a 3-0 record, posting averages of 24.0 points, 4.7 rebounds, 1.00 blocks and 37.0 minutes.

MARCH 9: When Washington Wizards forward Antawn Jamison (386 games) missed the March 8 game at New York due to right knee tendinitis, he relinquished the current NBA iron man streak to Morris Peterson, who, at the end of the 2004-05 season, had played in 279 consecutive games.

MARCH 13: Several NBA and franchise records were met during Toronto's 128-110 win over Philadelphia at Air Canada Centre. The Raptors set the NBA record for most three-pointers in a game with 21. Toronto tied the NBA record for most three-pointers in a half with 12 in the first half. The Raptors and Sixers set the NBA record for most triples in a game, both teams, with 31 (Toronto 21, Philadelphia 10). The 34 three-point attempts set a Raptors franchise record (previous 32, Jan. 14 at Philadelphia). The Raptors tied a franchise-high with 128 points in the game. Donyell Marshall tied the NBA record for most treys in a game with 12. He also tied the franchise record for three-pointers in a half making six three-pointers in both halves. Marshall recorded a career-best 38 points, set the franchise mark for most points off the bench and a Raptors season-high for points. Rafael Araujo tied the franchise record for offensive rebounds in a quarter with seven during the third frame.

MARCH 25: Chris Bosh became the fourth-youngest player in NBA history to record at least 20 points and 20 rebounds in a game when he registered 24 points and a career-high 22 boards at Philadelphia.

APRIL 18: Wayne Embry named senior basketball advisor to the president.

APRIL 19: Toronto defeated Milwaukee, 127-109, at the Bradley Center, scoring the most points in a road game in franchise history.

APRIL 22: With an identical record as New York, the Raptors won the coin toss held by the league to secure the seventh-best odds in winning the 2005 NBA Draft Lottery.

KEY DATES IN FRANCHISE HISTORY

2006

JANUARY 3: Charlie Villanueva is named Eastern Conference Rookie of the Month for December after posting averages of 14.2 points, 4.9 rebounds and 24.8 minutes in 13 games. He shot .527 (77-146) from the field and .765 (26-34) from the foul line.



JANUARY 8: Mike James is named Eastern Conference Player of the Week for games played Jan. 2-8, averaging 25.3 points, 4.0 rebounds and 7.0 assists, while shooting .547 (35-64) from the floor, including .619 (13-21) from three-point range, and .857 (18-21) from the foul line.

JANUARY 15: Toronto set a franchise record for the most points in a home victory in a 129-103 win over New York.

JANUARY 22: Los Angeles Lakers guard Kobe Bryant scored 81 points in a 122-104 victory over Toronto. The 81 points is the second-most scored in a single-game in NBA history.

JANUARY 26: Relieved General Manager Rob Babcock of his duties. Named Special Advisor to the President Wayne Embry as Interim General Manager.

JANUARY 27: Relieved Director of NBA Player Development Pete Babcock and Director of International Player Development Scott Howard of their duties.

FEBRUARY 6: Chris Bosh is named Eastern Conference Player of the Week for the second time in his career for games played Jan. 30 - Feb. 5 after averaging 30.3 points, 12.0 rebounds and 4.0 assists, while shooting .534 (31-for-58) from the field and .853 (29-for-34) from the line.

FEBRUARY 9: Chris Bosh is named as a reserve to the Eastern Conference All-Stars for the 2006 NBA All-Star Game.

FEBRUARY 17: Charlie Villanueva scored a rookie team high-tying 18 points and had a game-high 12 rebounds in the T-Mobile Rookie Challenge at All-Star Weekend in Houston.

FEBRUARY 18: Chris Bosh appeared in first All-Star Game (in Houston), netting eight points to go with eight rebounds in 16:35 minutes.

FEBRUARY 28: Named Bryan Colangelo president and general manager.

MARCH 5: Chris Bosh is named to USA Basketball Senior Men's Program.

MARCH 12: The Raptors set the all-time NBA record for most consecutive games with a made three pointer at 595. Morris Peterson's three-point shot at 1:41 of the first quarter versus Indiana broke the mark previously held by Miami.

MARCH 13: Charlie Villanueva received the NBA Community Assist Award for February for his efforts on behalf of the National Alopecia-Areata Foundation.

MARCH 26: Charlie Villanueva set a Raptors rookie record with a 48-point performance in Milwaukee (37, Camby). His point total is the most by a rookie since 1997 (50, Iverson) and is tied for the third-highest total since the NBA-ABA merger in 1976-77 (49, Jordan).

APRIL 2: The Raptors suffered a team-record ninth overtime loss falling, 120-113, to New Orleans in double overtime. The nine overtime defeats is second-most in NBA history (10, LA Clippers, Baltimore); Charlie Villanueva set a Raptors rookie record with 18 rebounds (16, Camby, Bosh).



MAY 23: The Raptors won the first overall pick in the NBA Lottery. With only an 8.8 per cent chance of getting the top selection, the Raptors jumped up from the fifth spot based on their record during the 2005-06 season.

JUNE 22: Named Maurizio Gherardini Vice-President/Assistant General Manager. Gherardini becomes the first European to hold a senior management position with an NBA franchise.

JUNE 27: Named Marc Eversley Director of Basketball Operations.

JUNE 28: The Raptors selected Benetton Treviso forward Andra Bargnani with the first overall selection in the NBA Draft. Bargnani becomes the first European in the history of the NBA to be taken with the first pick.

JUNE 30: Acquired guard T.J. Ford and cash considerations from Milwaukee for forward Charlie Villanueva.

JULY 4: Forward Pape Sow sustained a fracture of the C6 vertebrae in his neck during a team Summer League practice in Las Vegas.

NOVEMBER 3: Recorded a 109-92 victory over Milwaukee in front of a sold out crowd of 19,832, the second-largest crowd for a home opener in franchise history.

NOVEMBER 14: Chris Bosh posts only the third 20/20 game (23 points, 22 rebounds) in franchise history at Golden State.

NOVEMBER 22: Guard Morris Peterson had his NBA Ironman streak end at 371 consecutive games played (partial tendon tear, left elbow), the longest streak in team history. Toronto also snapped a season-high five-game losing streak with a 95-87 victory over Cleveland.

NOVEMBER 24: Lost a 97-93 decision in Atlanta after a key basket by T.J. Ford was not counted by the scorekeeper late in the fourth quarter.

NOVEMBER 29: Darrick Martin hits the Raptors' lone three-pointer of the game at the final buzzer to ensure the team's NBA record for games with a consecutive made three-pointer continues at 629.

DECEMBER 17: Guard Jose Calderon was taken off the court on a stretcher after a collision with a Golden State player caused a lower back contusion. Calderon missed two games with the injury.

2007

JANUARY 2: Jorge Garbajosa named NBA Eastern Conference Rookie of the Month for December.

JANUARY 22: Pape Sow was activated and played against Charlotte less than six months after he fractured a vertebrae in his neck.

JANUARY 25: Chris Bosh was named a starter in fan balloting for the Eastern Conference at the 2007 NBA All-Star Game held February 18 in Las Vegas.

JANUARY 26: Toronto returned to the .500 mark (22-22) with a 96-90 win over Boston. Toronto had not been at the .500 mark since February 10, 2004 when the team was 25-25.

FEBRUARY 2: Toronto became the first team in NBA history to sweep all three NBA Eastern Conference Awards for the Month of January. Andrea Bargnani was named Eastern Conference Rookie of the Month; Sam Mitchell was named Eastern Conference Coach of the Month and Chris Bosh was named Player of the Month.

KEY DATES IN FRANCHISE HISTORY



FEBRUARY 16: Andrea Bargnani and Jorge Garbajosa participated in the T-Mobile Rookie-Sophomore Challenge at the NBA All-Star Weekend in Las Vegas. Bargnani scored 12 points, while Garbajosa added six.

FEBRUARY 18: Chris Bosh scored 11 points and grabbed seven rebounds as a starter for the Eastern Conference at the NBA All-Star Game in Las Vegas.

MARCH 1: Andrea Bargnani named NBA Eastern Conference Rookie of the Month for February.

MARCH 21: Andrea Bargnani underwent emergency surgery for a non-perforated acute appendicitis at Toronto's Mount Sinai Hospital.

MARCH 26: Forward Jorge Garbajosa suffered a displaced left ankle joint in a 95-87 loss at Boston.

MARCH 30: Chris Bosh passed Antonio Davis as the team's all-time leader with 111 double-doubles. Sam Mitchell earns 100th win as Raptors head coach.

APRIL 1: Toronto clinched a playoff berth for the first time since 2001-02 with a 107-94 win over Charlotte.

APRIL 3: Chris Bosh named NBA Eastern Conference Player of the Week.



APRIL 5: Toronto clinched first division (Atlantic) championship in franchise history.

APRIL 13: Toronto clinched homecourt advantage for the first time in franchise history with an 87-84 win over Detroit.

APRIL 15: Toronto earned its 47th win of the season, tying the franchise record for wins in a single season.

APRIL 19: Forward Andrea Bargnani returned to the lineup following a 14-game absence due to an emergency appendectomy.

APRIL 21: Toronto hosts first playoff game since 2002, losing to New Jersey 96-91.

APRIL 24: Sam Mitchell named the winner of the Red Auerbach Trophy as the NBA Coach of the Year for the 2006-07.

MAY 14: Bryan Colangelo named NBA Executive of the Year for the 2006-07 season by *The Sporting News*.

JUNE 14: Named Mike Evans to the coaching staff.

JULY 30: Named Masai Ujiri as Director of Global Scouting.

SEPTEMBER 12: Named Eric Hughes as basketball development consultant.

SEPTEMBER 29: Signed Wayne Embry to a contract extension through 2009-10.

OCTOBER 1: Toronto opens training camp in Treviso, Italy. This is the first time the Raptors have held training camp outside North America.

NOVEMBER 4: Toronto opened its road schedule with a 106-69 victory at New Jersey. The 37-point margin of victory eclipsed the previous franchise-high of 33 points in a road win, set February 19, 1997 at San Antonio.

NOVEMBER 6: Toronto became the first team in NBA history to successfully make a three-point field goal in 700 consecutive games in a 112-85 loss at Milwaukee. Toronto finished the season with 778 consecutive games with at least one made three-point field goal.

NOVEMBER 25: Toronto defeated Chicago 93-78 and Sam Mitchell passed former Raptors head coach Lenny Wilkens to become Toronto's all-time leader in wins with 114.

DECEMBER 11: Jorge Garbajosa underwent surgery on his left leg and ankle at Mercy Medical Center in Baltimore, Maryland. Garbajosa, inactive since November 20, missed the remainder of the season.

DECEMBER 11: T.J. Ford left the game against the Atlanta Hawks at Philips Arena at the 1:32 mark of the fourth quarter after a collision with Hawks centre Al Horford. Ford missed 24 games with a left arm stinger.

DECEMBER 18: Chris Bosh became the Raptors' all-time leading rebounder in grabbing his 2,840th rebound in Toronto's 80-77 victory versus the Los Angeles Clippers.

DECEMBER 20: Chris Bosh blocked the 416th shot of his career to move past Vince Carter for first place on the team's all-time list.

2008

JANUARY 14: Chris Bosh named NBA Eastern Conference Player of the Week.

JANUARY 31: Chris Bosh is named a reserve for the Eastern Conference team for the 2008 NBA All-Star Game.

FEBRUARY 1: Jamarion Moon named NBA Eastern Conference Rookie of the Month for January.

FEBRUARY 8: Toronto played its 1,000th regular season game, falling to the Los Angeles Clippers 102-98.

FEBRUARY 15: Rookie Jamarion Moon and sophomore Andrea Bargnani started in the T-Mobile Rookie-Sophomore Challenge at All-Star Weekend in New Orleans. Moon finished with 13 points in 18:39 minutes, while Bargnani had eight points in 17:14 minutes.

FEBRUARY 16: Jason Kapono had a record-tying 25 points in the final round to successfully defending his Foot Locker Three-Point Shootout title at All-Star Weekend in New Orleans. Kapono became the first repeat champion since 2002-03 (Peja Stojakovic). Jamarion Moon finished third in the 2008 Sprite Slam Dunk competition.

FEBRUARY 17: Chris Bosh made his second consecutive start for the Eastern Conference, finishing with 14 points and seven rebounds. Bosh made the start in place of injured East teammate Kevin Garnett.

FEBRUARY 27: Chris Bosh scored 28 points against Minnesota to pass Morris Peterson for second place on Toronto's all-time scoring list.

FEBRUARY 29: Named John Lucas as a basketball development consultant for the remainder of the 2007-08 season.

MARCH 19: Toronto set a franchise record with a 42-point margin of victory in defeating Miami 96-54. The 54 points by Miami was an NBA season-low and the third fewest points in the 24-second shot clock era.

APRIL 3: Forward Chris Bosh named a divisional winner for the 2007-08 NBA Sportsmanship Award.

APRIL 4: Toronto clinched a playoff spot for a second consecutive season and the fifth time in franchise history.

APRIL 9: Jamarion Moon passed Damon Stoudamire with his franchise record 71st start as a rookie.

JULY 12: Named Gord Herbert as assistant coach/player development.

KEY DATES IN FRANCHISE HISTORY

NOVEMBER 4: Chris Bosh named Eastern Conference Player of the Week.

DECEMBER 3: Relieved Sam Mitchell of head coaching duties and named assistant coach Jay Triano head coach on an interim basis.

DECEMBER 9: Jose Calderon ties Chauncey Billups' franchise record for most consecutive free throws made (51). Calderon breaks the record the following night in Indiana.

2009

JANUARY 16: Andrea Bargnani sets an NBA record for centres with 10 consecutive games with two or more three-point field goals made.

JANUARY 23: Jose Calderon passes Mahmoud Abdul-Rauf for the second-longest streak of consecutive free throws in NBA history (81).

JANUARY 28: Chris Bosh named as a reserve for the Eastern Conference at the 2009 NBA All-Star Game in Phoenix.

JANUARY 30: Jose Calderon's streak of 87 consecutive free throws ends at home versus Milwaukee.

FEBRUARY 10: Chris Bosh announces he will not participate in the 2009 NBA All-Star Game due to a sprained knee.

FEBRUARY 24: The Raptors streak of consecutive games with at least one three-pointer reaches the 10-year mark. The streak began February 24, 1999 at Air Canada Centre.



MARCH 13: Jose Calderon becomes the all-time franchise leader with 1,795 assists.

MAY 11: Promoted Jay Triano to head coach.

JUNE 5: Named Alex English and Marc Iavaroni as assistant coaches.

JULY 1: Named Eric Hughes and Alvin Williams as assistant coach/player development. Named Francesco Cuzzolin as assistant coach/strength and conditioning.

JULY 8: Signed forward Andrea Bargnani to a multi-year extension.

OCTOBER 14: Forward Reggie Evans left in the second quarter of a preseason game against Boston with a midfoot sprain in his left foot. He would miss the first 51 games of the regular-season.

OCTOBER 28: Toronto opens its 15th season with a 101-91 victory over Cleveland in front of 20,152 at Air Canada Centre.

NOVEMBER 13: Raptors overcome a 22-point deficit against the Los Angeles Clippers for a 104-89 victory - the largest comeback win on the road in team history.

DECEMBER 23: Defeated the Pistons 94-64 for the team's first victory at the Palace of Auburn Hills since 2003, ending an 11-game losing streak at Detroit. Also set a team record for fewest points allowed during a road game (64) and lowest opponent field goal percentage (.279) during a road game.

DECEMBER 27: Claimed the season-series vs. Detroit for the first time in franchise history with a 102-95 win at Air Canada Centre.

DECEMBER 30: Defeated Charlotte 107-103 to set a team record with nine wins during the month of December. Extended win streak to a season-high five games.



2010

JANUARY 3: Forward Chris Bosh passed Vince Carter as the team's all-time career scoring leader with a 16-foot jumper at the 1:39 mark of the third quarter vs. San Antonio. Carter's previous record was 9,420 points.

JANUARY 6: Recorded the fastest return to .500 in team history with a 108-103 victory at Orlando. Toronto was six games under .500 on December 15.

JANUARY 11: Indiana rallies from a 23-point deficit to defeat Toronto and post the largest comeback by an opponent in team history.

JANUARY 20: Forward Chris Bosh scores a career-high 44 points at Milwaukee.

JANUARY 24: Toronto defeats the defending NBA Champion Los Angeles Lakers 106-105 at Air Canada Centre.

JANUARY 31: The Raptors defeat Indiana 117-102 for a season-high five-game winning streak. Forward Hedo Turkoglu sustains a non-displaced fracture of the orbital bone under his right eye after taking an elbow from Mike Dunleavy during the first quarter.

FEBRUARY 12: Rookie DeMar DeRozan defeats L.A. Clipper guard Eric Gordon in the inaugural NBA Dunk-In at All-Star Weekend.

FEBRUARY 13: Forward DeMar DeRozan advances to the final round of the Sprite Slam Dunk contest, but loses to New York's Nate Robinson.

FEBRUARY 14: Forward Chris Bosh recorded 23 points and a team-high 10 rebounds for the Eastern Conference at the 2010 NBA All-Star game in Dallas. Bosh earned his fifth All-Star selection, tying Vince Carter for the most in team history.

FEBRUARY 20: Toronto played its first Saturday night home game in over nine years, defeating the Washington Wizards 109-104.

MARCH 17: Forward Chris Bosh becomes the first player in team history to reach the 10,000 point mark.

MARCH 22: Forward Chris Bosh recorded his 44th double-double of the season, breaking his own team single-season record.

APRIL 5: Forward Chris Bosh named Eastern Conference Player of the Week. Tied Vince Carter for the most honours in team history with seven.

APRIL 6: Forward Chris Bosh sustained a displaced nasal fracture during the first quarter at Cleveland following an elbow to the face from Antawn Jamison.

APRIL 7: Forward Chris Bosh undergoes successful surgery in Cleveland to repair a displaced nasal fracture. Forward Hedo Turkoglu leaves in the first quarter vs. Boston with a non-displaced fracture on an old nasal fracture in the face. Forward Sonny Weems scores a career-high 21 points against the Celtics.

JUNE 1: Named P.J. Carlesimo as an assistant coach.

AUGUST 15: Named Scott Roth as an assistant coach.

KEY DATES IN FRANCHISE HISTORY

SEPTEMBER 24: Promoted Marc Eversley to Assistant General Manager and Alvin Williams to Director of Player Development.

SEPTEMBER 21: Forward Ed Davis underwent arthroscopic surgery to repair a meniscus tear in his right knee.

SEPTEMBER 28: Raptors opened training camp at Air Canada Centre before traveling to Vancouver on October 1 for the second half of the training period.

OCTOBER 6: Raptors opened the preseason vs. Phoenix at Vancouver's Rogers Arena in front of a sold-out crowd of 18,123.

OCTOBER 22: Team made its first preseason visit to Montreal and played in front of 22,114 at the Bell Centre against New York.

OCTOBER 27: Toronto began its 16th season with a 98-93 loss to New York at home.

NOVEMBER 26: Forward Reggie Evans left during the fourth quarter with a fractured right foot at Boston. He would miss the next 47 games (Nov. 28-Mar. 5).

DECEMBER 1: Forward Ed Davis made his NBA debut vs. Washington after missing the first 17 games due to a torn meniscus in his right knee.

DECEMBER 8: Centre Andrea Bargnani scored a career-high 41 points at New York.

DECEMBER 11: Raptors rallied from a 25-point deficit to defeat Detroit 120-116 at The Palace of Auburn Hills marking the largest comeback in team history.

DECEMBER 15: Forward Sonny Weems, forward Ed Davis, forward Amir Johnson, guard DeMar DeRozan and guard Jerry Bayless formed the youngest starting lineup in team history during game vs. Chicago.

DECEMBER 28: Ended a 10-game losing streak in Dallas with a 84-76 victory. It was the team's first win in Dallas since December 30, 1999.

2011

JANUARY 24: A then NBA record streak of 986 consecutive games with at least one three-pointer made ends during a game vs. Memphis. It was the first time the Raptors were held without a three-pointer since February 24, 1999.

FEBRUARY 4: Guard Jose Calderon matched his own franchise record with 19 assists at Minnesota.

FEBRUARY 13: Raptors played their 500th regular season game at Air Canada Centre vs. L.A. Clippers.

FEBRUARY 18: Guard DeMar DeRozan scored 14 points as a starter for the Sophomore Team in the T-Mobile Rookie Challenge & Youth Jam at All-Star Weekend in Los Angeles.

FEBRUARY 19: Guard DeMar DeRozan competed in the Sprite Slam Dunk contest on All-Star Saturday Night.

MARCH 4: Toronto and New Jersey played the first of two games at the O2 Arena in London, England. This marked the first time regular season NBA games were held in Europe.

MARCH 5: The Raptors fell 137-136 to New Jersey in triple-overtime at the O2 Arena in London, England. It was the highest scoring game (136 points) and the longest game (3 hours, 22 minutes) in team history.

MARCH 20: Raptors ended a streak of 14 consecutive road losses with a 95-93 win at Oklahoma City. The streak tied a franchise record for consecutive road losses.

MAY 17: President and general manager Bryan Colangelo agreed to a multi-year contract extension with the team.

JUNE 1: Team declined contract option on head coach Jay Triano for the 2011-12 season. Triano remained with the team as special assistant to the president and general manager.

JUNE 21: Dwane Casey named the eighth head coach in team history.

JUNE 23: Centre Jonas Valanciunas selected fifth overall in the NBA Draft.

JULY 13: Named Johnny Davis and Tom Sterner as assistant coaches. Retained Scott Roth, Micah Nori and Eric Hughes.

JULY 21: Named Alex McKechnie as director of sports science.

OCTOBER 27: Named Ed Stefanski as executive vice-president of basketball operations.

DECEMBER 9: Centre Jamaal Magloire becomes the first Canadian to sign with the Raptors.



HASSAN ADAMS

College: Arizona **Position:** G **Number:** 3 **Height:** 6-4 **Weight:** 220 **Born:** 6/20/84 **Acquired:** Signed as a free agent (July 8, 2008). **Departed:** Traded to the L.A. Clippers along with cash considerations for conditional second round pick (January 7, 2009).

	GP	MIN	FG	FGA	Pct.	3PM	3PA	Pct.	FT	FTA	Pct.	REB	AST	ST	BL	PTS	AVG
2008-09	12	52	4	13	.308	0	0	—	3	6	.500	7	1	1	1	11	0.9

ALEXIS AJINCA

Country: France **Position:** C **Number:** 42 **Height:** 7-0 **Weight:** 248 **Born:** 5/6/88 **Acquired:** Traded by Dallas with a second-round draft pick and cash considerations for the draft rights to Giorgos Printezis (January 24, 2011). **Departed:** Free agent (July 1, 2011)

	GP	MIN	FG	FGA	Pct.	3PM	3PA	Pct.	FT	FTA	Pct.	REB	AST	ST	BL	PTS	AVG
2008-09	12	52	4	13	.308	0	0	—	3	6	.500	7	1	1	1	11	0.9

RAFER ALSTON

College: Fresno State **Position:** G **Number:** 12/11 **Height:** 6-2 **Weight:** 175 **Born:** 7/24/76 **Acquired:** Signed as a free agent (July 14, 2004).

Departed: Traded to Houston for guard Mike James (October 4, 2005). **Acquired:** Signed to a 10-day contract (January 7, 2003). Signed for the remainder of the season (January 18, 2003). **Departed:** Free agent (July 1, 2003).

	GP	MIN	FG	FGA	Pct.	3PM	3PA	Pct.	FT	FTA	Pct.	REB	AST	ST	BL	PTS	AVG
02-03	47	980	139	335	.415	51	130	.392	37	54	.685	107	192	38	15	366	7.8
04-05	80	2717	403	974	.414	139	389	.357	191	258	.740	279	514	118	7	1136	14.2
Totals	127	3697	542	1309	.414	190	519	.366	228	312	.731	386	706	156	22	1502	11.8

DAVID ANDERSEN

Country: Australia **Position:** C **Number:** 13 **Height:** 6-11 **Weight:** 245 **Born:** 6/23/1980 **Acquired:** Traded by Houston with cash considerations for a 2015 second-round draft pick (July 28, 2010). **Departed:** Traded to New Orleans with Marcus Banks and Jarrett Jack for Peja Stojakovic, Jerryd Bayless and cash considerations (November 20, 2010).

	GP	MIN	FG	FGA	Pct.	3PM	3PA	Pct.	FT	FTA	Pct.	REB	AST	ST	BL	PTS	AVG
2010-11	11	150	23	47	.489	3	10	.300	7	7	1.000	34	7	3	3	56	5.1

WILLIE ANDERSON

College: Georgia **Position:** G **Number:** 40 **Height:** 6-8 **Weight:** 200 **Born:** 1/8/67 **Acquired:** Drafted by Toronto in 9th round (17th selection) in 1995 expansion draft. **Departed:** Traded with Victor Alexander to New York Knicks for Doug Christie, Herb Williams and cash (February 18, 1996).

	GP	MIN	FG	FGA	Pct.	3PM	3PA	Pct.	FT	FTA	Pct.	REB	AST	ST	BL	PTS	AVG
1995-96	49	1564	232	527	.440	29	95	.305	113	132	.856	186	149	58	51	606	12.4

RAFAEL ARAUJO

College: Brigham Young **Position:** C **Number:** 55 **Height:** 6-11 **Weight:** 290 **Born:** 8/12/80 **Acquired:** First-round draft choice, eighth overall (June 2004).

Departed: Traded to Utah for Kris Humphries and Robert Whaley (June 8, 2006).

	GP	MIN	FG	FGA	Pct.	3PM	3PA	Pct.	FT	FTA	Pct.	REB	AST	ST	BL	PTS	AVG
2004-05	59	736	76	175	.434	1	3	.333	43	55	.782	185	16	21	8	196	3.3
2005-06	52	601	53	145	.366	0	1	.000	15	28	.536	144	15	24	6	121	2.3
Totals	111	1337	129	320	.403	1	4	.250	58	83	.699	329	31	45	14	317	2.9

ROBERT ARCHIBALD

College: Illinois **Position:** C **Number:** 34 **Height:** 6-11 **Weight:** 250 **Born:** 3/29/80 **Acquired:** Traded by Orlando for centre Mengke Bateer, the rights to 2003 second-round draft choice centre Remon Van de Hare and the option to exchange second-round draft positions in the 2005 NBA Draft (January 2, 2004). **Departed:** Free agent (July 1, 2004).

	GP	MIN	FG	FGA	Pct.	3PM	3PA	Pct.	FT	FTA	Pct.	REB	AST	ST	BL	PTS	AVG
2003-04	30	246	8	30	.267	0	0	—	13	27	.481	50	12	13	3	29	1.0

CARLOS ARROYO

College: Florida International **Position:** G **Number:** 10 **Height:** 6-2 **Weight:** 202 **Born:** 7/30/79 **Acquired:** Signed as a free agent October 30, 2001.

Departed: Waived (January 7, 2002).

	GP	MIN	FG	FGA	Pct.	3PM	3PA	Pct.	FT	FTA	Pct.	REB	AST	ST	BL	PTS	AVG
2001-02	17	96	13	29	.448	0	0	—	4	6	.667	12	21	6	0	30	1.8

MARK BAKER

College: Ohio State **Position:** G **Number:** 4 **Height:** 6-1 **Weight:** 187 **Born:** 11/11/69 **Acquired:** Invited to training camp (January 21, 1999).

Departed: Waived (February 19, 1999).

	GP	MIN	FG	FGA	Pct.	3PM	3PA	Pct.	FT	FTA	Pct.	REB	AST	ST	BL	PTS	AVG
1998-99	1	2	0	1	.000	0	0	—	0	0	—	0	0	0	0	0	0.0

MARCUS BANKS

College: UNLV **Position:** G **Number:** 3 **Height:** 6-2 **Weight:** 205 **Born:** 11/19/81 **Acquired:** Traded by Miami with Shawn Marion and cash considerations for Jermaine O'Neal, Jamarion Moon and a conditional draft pick (February 13, 2009). **Departed:** Traded to New Orleans with David Andersen and Jarrett Jack for Peja Stojakovic, Jerryd Bayless and cash considerations (November 20, 2010).

	GP	MIN	FG	FGA	Pct.	3PM	3PA	Pct.	FT	FTA	Pct.	REB	AST	ST	BL	PTS	AVG
2008-09	6	40	6	18	.333	1	5	.200	1	3	.333	3	6	1	0	14	2.3
2009-10	22	244	39	73	.534	7	24	.292	24	29	.828	23	26	12	2	109	5.0
2010-11	3	22	0	2	.000	0	0	.000	6	8	.750	1	3	1	0	6	2.0
Totals	31	306	45	93	.484	8	29	.275	31	40	.775	27	35	14	2	129	4.2

ANDRE BARRETT

College: Seton Hall **Position:** G **Number:** 12 **Height:** 5-10 **Weight:** 173 **Born:** 2/21/82 **Acquired:** Signed a 10-day contract (March 15, 2006).

Departed: Free agent (July 1, 2006).

	GP	MIN	FG	FGA	Pct.	3PM	3PA	Pct.	FT	FTA	Pct.	REB	AST	ST	BL	PTS	AVG
2005-06	17	261	35	97	.361	2	13	.154	6	9	.667	22	50	10	0	78	4.6

FORMER RAPTORS

MACEO BASTON

College: Michigan **Position:** F **Number:** 35/9 **Height:** 6-8 **Weight:** 225 **Born:** 5/29/76 **Acquired:** Signed as a free agent February 10. **Acquired:** Signed as free agent (July 23, 2007) **Departed:** Signed as a free agent by Maccabi (Tel Aviv). **Departed:** Traded with T.J. Ford, Rasho Nesterovic and the draft rights to Roy Hibbert to Indiana for Jermaine O'Neal and the draft rights to Nathan Jawai (July 9, 2008).

	GP	MIN	FG	FGA	Pct.	3PM	3PA	Pct.	FT	FTA	Pct.	REB	AST	ST	BL	PTS	AVG
2002-03	16	106	15	25	.600	0	0	---	10	12	.833	23	0	4	11	40	2.5
2007-08	15	103	17	25	.680	0	0	---	7	10	.700	26	3	2	4	41	2.7
Totals	31	109	32	50	.640	0	0	---	17	22	.772	49	3	6	15	81	2.6

MENKGE BATEER

Country: Mongolia **Position:** C **Number:** 42/14 **Height:** 6-11 **Weight:** 290 **Born:** 11/20/75 **Acquired:** Signed as a free agent (July 17, 2003)

Departed: Traded to Orlando with the rights to 2003 second-round draft choice centre Remon Van de Hare and the option to exchange second-round draft positions in the 2005 NBA Draft for centre Robert Archibald, (January 2, 2004).

	GP	MIN	FG	FGA	Pct.	3PM	3PA	Pct.	FT	FTA	Pct.	REB	AST	ST	BL	PTS	AVG
2003-04	7	40	4	7	.571	0	0	---	0	0	---	8	1	1	0	8	1.1

MARCO BELINELLI

Country: Italy **Position:** G **Number:** 0 **Height:** 6-5 **Weight:** 200 **Born:** 3/25/86 **Acquired:** Traded by Golden State for forward Devean George and cash considerations (July 30, 2009) **Departed:** Traded to New Orleans in exchange for Julian Wright. (August 11, 2010)

	GP	MIN	FG	FGA	PCT	3FG	3FGA	PCT	FT	FTA	PCT	REB	AST	ST	BLK	PTS	AVG
2009-10	66	1121	154	379	.406	60	158	.380	101	121	.835	95	89	42	5	469	7.1

LONNY BAXTER

College: Maryland **Position:** F **Number:** 35 **Height:** 6-9 **Weight:** 260 **Born:** 1/27/79 **Acquired:** Traded by Chicago with guard/forward Jalen Rose and forward Donyell Marshall for centre/forward Antonio Davis and forwards Chris Jefferies and Jerome Williams (December 1, 2003).

Departed: Waived (February 28, 2004).

	GP	MIN	FG	FGA	Pct.	3PM	3PA	Pct.	FT	FTA	Pct.	REB	AST	ST	BL	PTS	AVG
2003-04	36	487	60	128	.469	0	1	.000	30	56	.536	121	10	14	18	150	4.2

BENOIT BENJAMIN

College: Creighton **Position:** C **Number:** 14/9 **Height:** 7-0 **Weight:** 265 **Born:** 11/22/64 **Acquired:** Signed as a free agent (October 11, 1996)

Departed: Waived (November 12, 1996).

	GP	MIN	FG	FGA	Pct.	3PM	3PA	Pct.	FT	FTA	Pct.	REB	AST	ST	BL	PTS	AVG
1996-97	4	44	5	12	.417	0	0	---	3	4	.750	9	1	1	2	13	3.3

CHAUNCEY BILLUPS

College: Colorado **Position:** G **Number:** 3 **Height:** 6-3 **Weight:** 202 **Born:** 9/25/76 **Acquired:** Traded by Boston with Dee Brown, Roy Rogers and John Thomas for Kenny Anderson, Popeye Jones and Zan Tabak (February 18, 1998). **Departed:** Traded with the rights to Tyson Wheeler to Denver as part of a three-way deal whereby Toronto acquired Michael Williams, the rights to Zeljko Rebraca, a first round draft pick from Denver, and a future first round pick from Minnesota (January 21, 1999).

	GP	MIN	FG	FGA	Pct.	3PM	3PA	Pct.	FT	FTA	Pct.	REB	AST	ST	BL	PTS	AVG
1997-98	29	920	103	295	.349	43	136	.316	79	86	.919	77	97	30	2	328	11.3

CORIE BLOUNT

College: Cincinnati **Position:** F **Number:** 44 **Height:** 6-10 **Weight:** 240 **Born:** 1/4/69 **Acquired:** Signed as a free agent (March 12, 2004).

Departed:

Free agent (July 1, 2004).

	GP	MIN	FG	FGA	Pct.	3PM	3PA	Pct.	FT	FTA	Pct.	REB	AST	ST	BL	PTS	AVG
2003-04	16	294	18	47	.383	0	0	---	2	3	.667	69	10	11	5	38	2.4

MUGGSY BOGUES

College: Wake Forest **Position:** G **Number:** 14 **Height:** 5-3 **Weight:** 141 **Born:** 1/9/65 **Acquired:** Signed as a free agent by Toronto; September 14, 2000. Re-signed as a free agent by Toronto. **Departed:** Traded with Mark Jackson to New York Knicks for Chris Childs and a first-round draft pick (February 22, 2001).

	GP	MIN	FG	FGA	Pct.	3PM	3PA	Pct.	FT	FTA	Pct.	REB	AST	ST	BL	PTS	AVG
1999-2000	80	1731	157	358	.439	17	51	.333	79	87	.908	135	299	65	4	410	5.1
2000-01	3	34	0	2	.000	0	1	.000	0	0	---	3	5	2	0	0	0.0
Totals	83	1765	157	360	.436	17	52	.327	79	87	.908	138	304	67	4	410	4.94

Playoffs

1999-2000	3	87	6	21	.286	3	9	.333	1	3	.333	6	5	4	0	16	5.3
-----------	---	----	---	----	------	---	---	------	---	---	------	---	---	---	---	----	-----

MATT BONNER

College: Florida **Position:** F **Number:** 16 **Height:** 6-10 **Weight:** 240 **Born:** 4/5/80 **Acquired:** Acquired draft rights from Chicago in exchange for a future second-round draft pick (June 26, 2003). **Departed:** Traded with Eric Williams to San Antonio for Rasho Nesterovic (June 21, 2006).

	GP	MIN	FG	FGA	Pct.	3PM	3PA	Pct.	FT	FTA	Pct.	REB	AST	ST	BL	PTS	AVG
2004-05	82	1553	247	463	.533	39	92	.424	56	71	.789	285	48	39	19	589	7.2
2005-06	79	1710	209	467	.448	102	243	.420	63	76	.829	284	56	49	31	583	7.5
Totals	160	3263	456	930	.490	141	335	.421	119	147	.810	569	104	88	50	1172	7.3

CHRIS BOSH

College: Georgia Tech **Position:** F **Number:** 4 **Height:** 6-10 **Weight:** 245 **Born:** 3/24/84 **Acquired:** First-round draft choice, 4th overall (June 2003).
Departed: Signed and traded to Miami for two first-round picks and trade exception (July 9, 2010).

	GP	MIN	FG	FGA	PCT	3FG	3FGA	PCT	FT	FTA	PCT	REB	AST	ST	BLK	PTS	AVG
2003-04	75	2510	327	712	.459	5	14	.357	202	288	.701	557	78	59	106	861	11.5
2004-05	81	3017	473	1005	.471	3	10	.300	412	542	.760	718	153	76	113	1361	16.8
2005-06	70	2751	549	1087	.505	0	13	.000	474	581	.816	647	181	50	79	1572	22.5
2006-07	69	2658	543	1094	.496	12	35	.343	462	590	.785	741	175	39	90	1561	22.6
2007-08	67	2425	507	1027	.494	10	25	.400	472	559	.844	583	171	63	67	1496	22.3
2008-09	77	2928	615	1263	.487	12	49	.245	504	617	.817	771	191	67	77	1746	22.7
2009-10	70	2526	600	1158	.518	8	22	.364	470	590	.797	759	166	43	68	1678	24.0
Totals	509	18815	3614	7346	.492	50	168	.298	2997	3767	.796	4776	1115	397	600	10275	20.2
Playoffs																	
2006-07	6	222	36	91	.396	1	5	.200	32	38	.842	54	15	5	11	105	17.5
2007-08	5	199	42	89	.472	1	7	.143	35	42	.833	45	18	8	2	120	24.0
Totals	11	421	78	180	.433	2	12	.167	67	80	.383	99	33	13	13	225	20.5

MICHAEL BRADLEY

College: Villanova **Position:** F **Number:** 5/33 **Height:** 6-10 **Weight:** 245 **Born:** 4/18/79 **Acquired:** Selected in the 2001 draft (17th overall).
Departed: Waived (March 12, 2004).

	GP	MIN	FG	FGA	Pct.	3PM	3PA	Pct.	FT	FTA	Pct.	REB	AST	ST	BL	PTS	AVG
2001-02	26	118	13	25	.520	0	2	.000	4	8	.500	24	3	0	6	30	1.2
2002-03	67	1314	151	314	.481	1	6	.167	35	67	.522	409	67	16	32	338	5.0
2003-04	5	38	1	3	.333	0	0	---	1	2	.500	11	1	1	0	3	0.6
Totals	98	1470	165	342	.482	1	8	.125	40	77	.519	444	71	17	38	371	3.8
Playoffs																	
2001-02	1	3	0	0	---	0	0	---	0	0	---	1	1	0	0	0	0.0

PRIMOZ BREZEC

College: Slovenia **Position:** C **Number:** 1 **Height:** 7-1 **Weight:** 255 **Born:** 10/2/79 **Acquired:** Traded by Detroit with cash considerations for Juan Dixon (February 21, 2008). **Departed:** Free agent (July 1, 2008).

	GP	MIN	FG	FGA	Pct.	3PM	3PA	Pct.	FT	FTA	Pct.	REB	AST	ST	BL	PTS	AVG
2007-08	13	110	17	38	.447	0	0	---	14	21	.667	18	1	1	2	48	3.7

DAMONE BROWN

College: Syracuse **Position:** F **Number:** 54 **Height:** 6-8 **Weight:** 202 **Born:** 6/28/79 **Acquired:** Signed to a 10-day contract (January 14, 2003).
Departed: Elected not to renew contract (January 23, 2003).

	GP	MIN	FG	FGA	Pct.	3PM	3PA	Pct.	FT	FTA	Pct.	REB	AST	ST	BL	PTS	AVG
2002-03	5	115	11	35	.314	0	2	---	6	8	.750	15	3	1	1	28	5.6

DEE BROWN

College: Jacksonville **Position:** G **Number:** 7 **Height:** 6-2 **Weight:** 205 **Born:** 11/29/68 **Acquired:** Traded by Boston with Chauncey Billups, Roy Rogers and John Thomas for Kenny Anderson, Popeye Jones and Zan Tabak (February 18, 1998). **Departed:** Signed as a free agent by Orlando (August 3, 2000).

	GP	MIN	FG	FGA	Pct.	3PM	3PA	Pct.	FT	FTA	Pct.	REB	AST	ST	BL	PTS	AVG
1997-98	31	908	137	307	.446	65	158	.411	39	43	.907	90	101	38	17	378	12.2
1998-99	49	1377	187	495	.378	135	349	.387	40	55	.727	103	143	56	8	549	11.2
1999-00	38	673	93	258	.360	67	187	.358	11	16	.688	54	86	24	5	264	6.9
Totals	118	2958	417	1060	.393	267	694	.385	90	114	.789	247	330	118	30	1191	10.1
Playoffs																	
1999-2000	3	19	0	4	.000	0	3	.000	0	0	---	2	2	2	0	0	0.0

RICK BRUNSON

College: Temple **Position:** G **Number:** 9 **Height:** 6-4 **Weight:** 190 **Born:** 6/14/72 **Acquired:** Signed as a free agent (August 13, 2003).
Departed: Traded to Chicago for guard Roger Mason Jr. (December 16, 2003).

	GP	MIN	FG	FGA	Pct.	3PM	3PA	Pct.	FT	FTA	Pct.	REB	AST	ST	BL	PTS	AVG
2003-04	3	10	2	4	.500	0	0	---	0	0	---	0	2	0	0	4	1.3

MARCUS CAMBY

College: Massachusetts **Position:** F/C **Number:** 21 **Height:** 6-11 **Weight:** 227 **Born:** 3/22/74 **Acquired:** Selected in 1996 draft, 1st round (2nd overall).
Departed: Traded to New York for Charles Oakley, the draft rights to Sean Marks and cash (June 25, 1998).

	GP	MIN	FG	FGA	Pct.	3PM	3PA	Pct.	FT	FTA	Pct.	REB	AST	ST	BL	PTS	AVG
1996-97	63	1897	375	778	.482	2	14	.143	183	264	.693	394	97	66	130	935	14.8
1997-98	63	2002	308	747	.412	0	2	.000	149	244	.611	466	111	68	230	765	12.1
Totals	126	3899	683	1525	.448	2	16	.125	332	508	.654	860	208	134	360	1700	13.5

FORMER RAPTORS

VINCE CARTER

College: North Carolina **Position:** G/F **Number:** 15 **Height:** 6-6 **Weight:** 225 **Born:** 1/26/77 **Acquired:** Draft rights traded by Golden State with cash for draft rights to forward Antawn Jamison (June 24, 1998). **Departed:** Traded to New Jersey for forward Eric Williams, forward/centre Aaron Williams, centre Alonzo Mourning and two first-round draft picks (December 17, 2004).

	GP	MIN	FG	FGA	Pct.	3PM	3PA	Pct.	FT	FTA	Pct.	REB	AST	ST	BL	PTS	AVG
1998-99	50	1760	345	766	450	19	66	288	204	268	.761	283	149	55	77	913	18.3
1999-00	82	3126	788	1696	465	95	236	403	436	551	.791	476	322	110	92	2107	25.7
2000-01	75	2979	762	1656	460	162	397	408	384	502	.765	416	291	114	82	2070	27.6
2001-02	60	2385	559	1307	428	121	313	387	245	307	.798	313	239	94	43	1484	24.7
2002-03	43	1471	355	760	467	45	131	344	129	160	.806	188	143	48	41	884	20.6
2003-04	73	2785	608	1457	417	93	243	383	336	417	.806	349	348	88	65	1645	22.5
2004-05	20	608	124	302	411	19	59	322	50	72	.694	66	61	25	15	317	15.0
Totals	403	15,114	3541	7944	446	554	1445	383	1784	2277	.783	2091	1553	534	415	9420	23.4
Playoffs																	
1999-00	3	119	15	50	300	1	10	100	27	31	.871	18	19	3	4	58	19.3
2000-01	12	539	122	280	436	25	61	410	58	74	.784	78	56	20	20	327	27.3
Totals	15	658	137	330	415	26	71	366	85	105	.810	96	75	23	24	385	25.7

CHRIS CHILDS

College: Boise State **Position:** G **Number:** 1 **Height:** 6-3 **Weight:** 185 **Born:** 4/16/75 **Acquired:** Traded by New York to Toronto for Mark Jackson and Muggsy Bogues (February 22, 2001). **Departed:** Signed as free agent by New Jersey (July 1, 2002).

	GP	MIN	FG	FGA	Pct.	3PM	3PA	Pct.	FT	FTA	Pct.	REB	AST	ST	BL	PTS	AVG
2000-01	26	550	42	113	372	12	42	286	21	25	.840	64	119	22	8	117	4.5
2001-02	69	1576	97	296	328	33	120	275	58	71	.817	154	351	56	5	285	4.1
Totals	95	2126	139	409	340	45	162	278	79	96	.823	218	470	78	13	402	4.2
Playoffs																	
2000-01	12	380	37	90	411	15	36	417	20	23	.870	38	78	12	3	109	9.1
2001-02	5	163	21	54	389	8	17	471	9	10	.900	19	37	4	0	59	11.8
Totals	17	543	58	144	403	23	53	433	29	33	.879	57	115	16	3	168	9.8

DOUG CHRISTIE

College: Pepperdine **Position:** G **Number:** 13 **Height:** 6-6 **Weight:** 205 **Born:** 5/9/70 **Acquired:** Traded by New York with Herb Williams and cash for Willie Anderson and Victor Alexander (February 18, 1996). **Departed:** Traded to Sacramento for Corliss Williamson (September 29, 2000).

	GP	MIN	FG	FGA	Pct.	3PM	3PA	Pct.	FT	FTA	Pct.	REB	AST	ST	BL	PTS	AVG
1995-96	32	818	115	264	436	36	87	414	56	71	.789	120	92	58	16	322	10.1
1996-97	81	3127	396	949	417	147	383	384	237	306	.775	432	315	201	45	1176	14.5
1997-98	78	2939	458	1071	428	100	307	326	271	327	.829	404	282	190	57	1287	16.5
1998-99	50	1768	252	650	388	49	161	304	207	246	.841	207	187	113	26	760	15.2
1999-00	73	2264	311	764	407	99	275	360	182	216	.843	285	321	102	43	903	12.4
Totals	314	10,916	1532	3698	414	431	1213	355	953	1166	.817	1448	1197	664	187	4448	14.2
Playoffs																	
1999-2000	3	61	3	13	231	3	8	375	3	6	.500	5	6	4	1	12	4.0

KEON CLARK

College: UNLV **Position:** F/C **Number:** 7 **Height:** 6-11 **Weight:** 220 **Born:** 4/16/75 **Acquired:** Traded by Denver with Tracy Murray and Mamadou N'diaye to Toronto for Kevin Willis, Aleksander Radojevic and Garth Joseph (January 12, 2001). **Departed:** Signed as a free agent by Sacramento (August 14, 2002).

	GP	MIN	FG	FGA	Pct.	3PM	3PA	Pct.	FT	FTA	Pct.	REB	AST	ST	BL	PTS	AVG
2000-01	46	968	167	320	522	0	1	000	79	135	.585	248	38	16	110	413	9.0
2001-02	81	2185	380	775	490	0	5	000	155	230	.674	603	88	58	122	915	11.3
Totals	127	3153	547	1095	500	0	6	000	234	365	.641	841	126	74	232	1328	10.5
Playoffs																	
2000-01	11	103	11	30	367	0	0	---	13	20	.650	23	6	2	3	35	3.2
2001-02	5	174	26	48	542	0	0	---	15	16	.938	40	8	2	8	67	13.4
Totals	16	277	37	78	474	0	0	---	28	36	.778	63	14	4	11	102	6.4

OMAR COOK

College: St. John's **Position:** G **Number:** 1 **Height:** 6-1 **Weight:** 190 **Born:** 1/28/82 **Acquired:** April 9, 2005. Signed for a 10-day contract by Toronto (April 9, 2005); Signed for the remainder of the season (April 19, 2005). **Departed:** Free agent (July 1, 2005).

	GP	MIN	FG	FGA	Pct.	3PM	3PA	Pct.	FT	FTA	Pct.	REB	AST	ST	BL	PTS	AVG
2004-05	5	74	10	24	417	0	4	000	3	6	.500	7	22	6	1	23	4.6

TYRONE CORBIN

College: DePaul **Position:** F **Number:** 23 **Height:** 6-6 **Weight:** 225 **Born:** 12/31/62 **Acquired:** Signed as free agent (October 20, 2000). **Departed:** traded with Korneil David, Corliss Williamson and a future first-round draft pick to Detroit for Eric Montross and Jerome Williams (acquired from Orlando) (February 18, 1996).

	GP	MIN	FG	FGA	Pct.	3PM	3PA	Pct.	FT	FTA	Pct.	REB	AST	ST	BL	PTS	AVG
2000-01	15	117	9	38	237	0	5	000	2	4	.500	13	4	3	3	13	1.1

WILL CUNNINGHAM

College: Temple **Position:** C **Number:** 54 **Height:** 6-11 **Weight:** 250 **Born:** 3/25/74 **Acquired:** Invited to training camp (January 21, 1999). **Departed:** Waived (February 17, 1999).

	GP	MIN	FG	FGA	Pct.	3PM	3PA	Pct.	FT	FTA	Pct.	REB	AST	ST	BL	PTS	AVG
1998-99	1	1	0	0	---	0	0	---	0	0	---	0	0	0	0	0	0.0

EARL CURETON

College: Detroit **Position:** F **Number:** 35 **Height:** 6-9 **Weight:** 210 **Born:** 9/3/57 **Acquired:** Signed as a free agent (December 2, 1996).
Departed: Retired (February 13, 1997).

	GP	MIN	FG	FGA	Pct.	3PM	3PA	Pct.	FT	FTA	Pct.	REB	AST	ST	BL	PTS	AVG
1996-97	9	46	3	8	.375	0	0	—	1	3	.333	9	4	0	1	7	0.8

DELL CURRY

College: Virginia Tech **Position:** G **Number:** 30 **Height:** 6-5 **Weight:** 230 **Born:** 6/25/64 **Acquired:** Signed as a free agent by Toronto (August 5, 1999).
Departed: Became an unrestricted free agent (July 1, 2002).

	GP	MIN	FG	FGA	Pct.	3PM	3PA	Pct.	FT	FTA	Pct.	REB	AST	ST	BL	PTS	AVG
1999-2000	67	1095	194	454	.427	95	242	.393	24	32	.750	100	89	32	9	507	7.6
2000-01	71	956	162	382	.424	62	145	.428	43	51	.843	85	75	27	8	429	6.0
2001-02	56	886	141	347	.406	45	131	.344	33	37	.892	81	61	22	6	260	6.4
Totals	194	2937	497	1183	.420	202	518	.390	100	120	.833	266	225	81	23	1196	6.2
Playoffs																	
1999-2000	3	30	2	4	.500	2	3	.667	1	2	.500	2	1	2	0	7	2.3
2000-01	12	182	27	64	.422	14	37	.378	10	12	.833	14	10	6	6	78	6.5
2001-02	4	59	10	25	.400	4	5	.800	4	4	1.000	5	4	5	2	28	7.0
Totals	19	271	39	93	.419	20	45	.444	15	18	.758	21	15	13	8	113	5.9

MICHAEL CURRY

College: Georgia Southern **Position:** F **Number:** 12 **Height:** 6-5 **Weight:** 210 **Born:** 8/22/68 **Acquired:** Traded by Detroit for guard Lindsey Hunter (August 28, 2003). **Departed:** Free agent (July 1, 2004).

	GP	MIN	FG	FGA	Pct.	3PM	3PA	Pct.	FT	FTA	Pct.	REB	AST	ST	BL	PTS	AVG
2003-04	70	1229	76	196	.88	3	15	.200	49	58	.845	87	53	23	5	204	2.9

LLOYD DANIELS

College: Mt. St. Antonio **Position:** G **Number:** 25 **Height:** 6-7 **Weight:** 205 **Born:** 9/4/67 **Acquired:** Signed to a 10-day contract (January 6, 1998).
Departed: Elected not to renew contract (January 26, 1998).

	GP	MIN	FG	FGA	Pct.	3PM	3PA	Pct.	FT	FTA	Pct.	REB	AST	ST	BL	PTS	AVG
1997-98	6	82	12	29	.414	2	9	.222	8	10	.800	7	4	3	2	34	5.7

KORNEL DAVID

College: Budapest AEH **Position:** F **Number:** 9 **Height:** 6-9 **Weight:** 230 **Born:** 10/22/71 **Acquired:** Signed as a free agent (August 25, 2000).
Departed: Traded with Tyrone Corbin, Corliss Williamson and a future first-round draft pick for Eric Montross and Jerome Williams (February 22, 2001).

	GP	MIN	FG	FGA	Pct.	3PM	3PA	Pct.	FT	FTA	Pct.	REB	AST	ST	BL	PTS	AVG
2000-01	17	140	15	29	.517	0	0	—	12	13	.923	33	4	2	3	42	2.5

ANTONIO DAVIS

College: Texas-El Paso **Position:** C/F **Number:** 33 **Height:** 6-9 **Weight:** 230 **Born:** 10/31/68 **Acquired:** Traded by Indiana for the draft rights to Jonathan Bender (August 1, 1999). **Departed:** Traded to Chicago with Chris Jefferies and Jerome Williams for Jalen Rose Donyell Marshall and Lonny Baxter (December 1, 2003). **Re-acquired:** From New York for Jalen Rose and future first-round draft pick (February 3, 2006). **Departed:** Waived (March 23, 2006).

	GP	MIN	FG	FGA	Pct.	3PM	3PA	Pct.	FT	FTA	Pct.	REB	AST	ST	BL	PTS	AVG
1999-00	79	2479	313	712	.440	0	0	—	284	371	.765	696	105	38	100	910	11.5
2000-01	78	2729	375	866	.433	0	1	1.000	319	423	.754	787	106	22	151	1069	13.7
2001-02	77	2978	410	963	.426	0	1	1.000	293	358	.818	740	155	54	83	1113	14.5
2002-03	53	1894	261	641	.407	0	0	—	216	280	.771	437	131	23	62	73	13.9
2003-04	15	538	46	120	.383	0	0	—	37	49	.785	143	14	8	8	129	8.6
2005-06	8	191	14	31	.452	0	0	—	7	20	.350	36	7	3	1	35	4.4
Totals	310	10809	1419	3333	.425	0	2	1.000	1156	1501	.770	2839	558	148	405	3994	12.8
Playoffs																	
1999-00	3	105	14	24	.583	0	0	—	11	14	.786	25	3	1	4	39	13.0
2000-01	12	485	77	154	.500	0	0	—	43	53	.811	133	23	10	22	197	16.4
2001-02	5	202	34	75	.453	0	0	—	17	28	.607	53	7	2	5	85	17.0
Totals	20	792	125	233	.536	0	0	—	71	95	.747	211	33	13	31	321	16.1

HUBERT DAVIS

College: North Carolina **Position:** G **Number:** 44 **Height:** 6-5 **Weight:** 183 **Born:** 5/17/70 **Acquired:** Traded by New York to Toronto for a first-round draft pick (July 24, 1995). **Departed:** Rights renounced (July 2, 1997).

	GP	MIN	FG	FGA	Pct.	3PM	3PA	Pct.	FT	FTA	Pct.	REB	AST	ST	BL	PTS	AVG
1996-97	36	623	74	184	.402	16	70	.229	17	23	.739	40	34	11	2	181	5.0

CARLOS DELFINO

College: Argentina **Position:** F **Number:** 20 **Height:** 6-6 **Weight:** 230 **Born:** 8/29/82 **Acquired:** Traded by Detroit for a second-round pick in 2009 and 2010 (June 15, 2007). **Departed:** Signed with BC Khimki Moscow (July 18, 2008).

	GP	MIN	FG	FGA	Pct.	3PM	3PA	Pct.	FT	FTA	Pct.	REB	AST	ST	BL	PTS	AVG
2007-08	82	1928	251	632	.397	120	314	.382	116	156	.744	359	145	69	11	738	9.0
Playoffs																	
2007-08	5	121	15	37	.405	4	15	.267	9	10	.900	24	11	4	0	43	8.6

DERRICK DIAL

College: Eastern Michigan **Position:** G **Number:** 44 **Height:** 6-4 **Weight:** 191 **Born:** 12/20/75 **Acquired:** Signed to a 10-day contract (March 28, 2002).
Signed for the remainder of the season (April 7, 2002). Departed: Became an unrestricted free agent (July 1, 2002).

	GP	MIN	FG	FGA	Pct.	3PM	3PA	Pct.	FT	FTA	Pct.	REB	AST	ST	BL	PTS	AVG
2001-02	7	50	11	26	.423	1	4	.250	5	6	.833	11	4	2	0	28	4.0

FORMER RAPTORS

JUAN DIXON

College: Maryland **Position:** G **Number:** 3 **Height:** 6-3 **Weight:** 165 **Born:** 10/9/78 **Acquired:** Traded by Portland for Fred Jones (February 22, 2007). **Departed:** Traded to Detroit for Primoz Brezec and cash considerations (February 21, 2008).

	GP	MIN	FG	FGA	Pct.	3PM	3PA	Pct.	FT	FTA	Pct.	REB	AST	ST	BL	PTS	AVG
2006-07	26	683	110	259	.425	27	83	.325	41	44	.932	73	41	27	2	288	11.1
2007-08	36	424	59	160	.369	17	39	.436	18	19	.947	47	65	21	2	153	4.3
Totals	62	1107	169	419	.403	44	122	.360	59	63	.936	120	106	48	4	441	7.1
Playoffs																	
2006-07	6	63	8	21	.381	2	8	.250	0	0	---	4	3	7	0	18	3.0

JOEY DORSEY

College: Memphis **Position:** F-C **Number:** 9 **Height:** 6-8 **Weight:** 268 **Born:** 12/16/1983 **Acquired:** Signed as a free agent (April 4, 2010). **Departed:** Free agent (July 1, 2011).

	GP	MIN	FG	FGA	Pct.	3PM	3PA	Pct.	FT	FTA	Pct.	REB	AST	ST	BL	PTS	AVG
2010-11	43	522	52	99	.525	0	0	---	31	65	.477	190	27	24	17	135	3.1

QUINCY DOUBY

College: Rutgers **Position:** G **Number:** 5 **Height:** 6-3 **Weight:** 175 **Born:** 5/16/84 **Acquired:** Signed a 10-day contract (April 3, 2009). **Departed:** Waived (November 12, 2009).

	GP	MIN	FG	FGA	PCT	3FG	3FGA	PCT	FT	FTA	PCT	REB	AST	ST	BLK	PTS	AVG
2008-09	7	73	12	22	.545	4	9	.444	3	4	.750	7	12	3	0	31	4.4

RONALD DUPREE

College: LSU **Position:** F **Number:** 12 **Height:** 6-7 **Weight:** 210 **Born:** 1/26/1981 **Acquired:** Signed as a free agent (December 26, 2010). **Departed:** Waived (January 5, 2011).

	GP	MIN	FG	FGA	Pct.	3PM	3PA	Pct.	FT	FTA	Pct.	REB	AST	ST	BL	PTS	AVG
2010-11	3	13	1	4	.250	0	1	.000	0	0	.000	3	1	0	0	2	0.7

ACIE EARL

College: Iowa **Position:** C **Number:** 55 **Height:** 6-10 **Weight:** 240 **Born:** 6/23/70 **Acquired:** Drafted by Toronto in the 11th round (21st selection) in 1995 expansion draft. **Departed:** Traded to Milwaukee for Shawn Respert (February 20, 1997).

	GP	MIN	FG	FGA	Pct.	3PM	3PA	Pct.	FT	FTA	Pct.	REB	AST	ST	BL	PTS	AVG
1995-96	42	655	117	276	.424	0	3	.000	82	114	.719	129	27	18	49	316	7.5
1996-97	38	457	59	157	.376	0	5	.000	44	70	.629	85	18	12	33	162	4.3
Totals	80	1112	176	433	.406	0	8	.000	126	184	.685	214	45	30	82	478	6.0

VINCENZO ESPOSITO

Country: Italy **Position:** G **Number:** 4 **Height:** 6-3 **Weight:** 198 **Born:** 5/1/69 **Acquired:** Signed as a free agent (July 20, 1995). **Departed:** Rights renounced (July 2, 1996).

	GP	MIN	FG	FGA	Pct.	3PM	3PA	Pct.	FT	FTA	Pct.	REB	AST	ST	BL	PTS	AVG
1995-96	30	282	36	100	.360	13	56	.232	31	39	.795	16	23	7	0	116	3.9

REGGIE EVANS

College: Iowa **Position:** F **Number:** 30 **Height:** 6-8 **Weight:** 245 **Born:** 5/18/1980 **Acquired:** Traded by Philadelphia for guard-forward Jason Kapono (June 9, 2009). **Departed:** Free agent (July 1, 2011).

	GP	MIN	FG	FGA	Pct.	3PM	3PA	Pct.	FT	FTA	Pct.	REB	AST	ST	BL	PTS	AVG
2009-10	28	311	34	69	.493	0	0	---	27	60	.450	105	8	14	4	96	3.4
2010-11	30	798	42	103	.408	0	1	.000	48	88	.545	345	38	29	6	132	4.4
Totals	58	1109	76	172	.441	0	1	.000	75	148	.506	450	46	43	10	228	3.9

T.J. FORD

College: Texas **Position:** G **Number:** 11 **Height:** 6-0 **Weight:** 165 **Born:** 3/24/83 **Acquired:** Traded by Milwaukee with cash considerations in exchange for Charlie Villanueva (June 30, 2006). **Departed:** Traded with Rasha Nesterovic, Maceo Baston and the draft rights to Roy Hibbert to Indiana for Jermaine O'Neal and the draft rights to Nathan Jawai (July 9, 2008).

	GP	MIN	FG	FGA	Pct.	3PM	3PA	Pct.	FT	FTA	Pct.	REB	AST	ST	BL	PTS	AVG
2006-07	75	2243	393	902	.436	21	69	.304	240	293	.819	236	595	101	8	1047	14.0
2007-08	51	1199	246	524	.469	15	51	.294	110	125	.880	100	313	54	9	617	12.1
Totals	126	3442	639	1426	.448	36	120	.300	350	418	.837	336	908	155	17	1664	13.2
Playoffs																	
2006-07	6	136	37	76	.487	5	10	.500	17	21	.810	10	24	7	2	96	16.0
2007-08	5	124	21	58	.408	1	8	.125	15	16	.938	22	33	5	0	58	11.6
Totals	11	260	58	128	.453	6	18	.333	32	37	.864	32	57	12	2	154	14.0

GREG FOSTER

College: Texas-El Paso **Position:** C **Number:** 44 **Height:** 6-11 **Weight:** 250 **Born:** 3/31/68 **Acquired:** Signed as a free agent (November 6, 2002). **Departed:** Released (January 7, 2003).

	GP	MIN	FG	FGA	Pct.	3PM	3PA	Pct.	FT	FTA	Pct.	REB	AST	ST	BL	PTS	AVG
2002-03	29	539	47	122	.385	1	4	.250	26	32	.813	102	13	1	9	121	4.2

SUNDIATA GAINES

College: Georgia **Position:** G **Number:** 2 **Height:** 6-1 **Weight:** 195 **Born:** 4/18/1986 **Acquired:** Signed to a 10-day contract (January 13, 2010). **Departed:** Waived early from second 10-day contract (January 26, 2011).

	GP	MIN	FG	FGA	Pct.	3PM	3PA	Pct.	FT	FTA	Pct.	REB	AST	ST	BL	PTS	AVG
2010-11	6	90	15	35	.429	3	15	.200	2	6	.333	8	11	4	1	35	5.8

JORGE GARBAJOSA

Country: Spain **Position:** F **Number:** 15 **Height:** 6-9 **Weight:** 245 **Born:** 12/19/77 **Acquired:** Signed as free agent (July 21, 2006).
Departed: Released (June 18, 2008).

	GP	MIN	FG	FGA	Pct.	3PM	3PA	Pct.	FT	FTA	Pct.	REB	AST	ST	BL	PTS	AVG
2006-07	67	1909	222	529	.420	66	193	.342	57	78	.731	330	125	78	15	567	8.5
2007-08	7	74	8	25	.320	6	16	.375	0	0	---	15	3	3	0	22	3.1
Totals	74	1983	230	554	.415	72	209	.344	57	78	.731	345	128	81	15	589	8.0

CHRIS GARNER

College: Memphis **Position:** G **Number:** 00 **Height:** 5-10 **Weight:** 156 **Born:** 2/2/75 **Acquired:** Signed as a free agent (October 31, 1997).
Departed: Free agent (July 1, 1998).

	GP	MIN	FG	FGA	Pct.	3PM	3PA	Pct.	FT	FTA	Pct.	REB	AST	ST	BL	PTS	AVG
1997-98	38	293	23	70	.329	4	14	.286	3	7	.429	24	45	21	4	53	1.4

DION GLOVER

College: Georgia Tech **Position:** G **Number:** 22 **Height:** 6-5 **Weight:** 196 **Born:** 10/22/78 **Acquired:** Signed as a free agent (February 28, 2004).
Departed: Free agent (July 1, 2004).

	GP	MIN	FG	FGA	Pct.	3PM	3PA	Pct.	FT	FTA	Pct.	REB	AST	ST	BL	PTS	AVG
2003-04	14	178	25	65	.385	4	14	.286	10	14	.714	29	15	10	2	64	4.6

JOEY GRAHAM

College: Oklahoma State **Position:** F **Number:** 14 **Height:** 6-7 **Weight:** 225 **Born:** 6/11/82 **Acquired:** Selected in 2005 draft, first round (16th overall).
Departed: Free agent (July 1, 2009).

	GP	MIN	FG	FGA	Pct.	3PM	3PA	Pct.	FT	FTA	Pct.	REB	AST	ST	BL	PTS	AVG
2005-06	80	1581	198	414	.478	29	87	.333	108	133	.812	244	60	37	13	533	6.7
2006-07	79	1319	192	388	.495	9	31	.290	110	131	.840	248	44	30	4	503	6.4
2007-08	38	331	49	113	.434	2	3	.667	38	45	.844	67	15	3	0	138	3.6
2008-09	78	1541	231	480	.481	3	16	.188	132	160	.825	292	48	35	12	587	7.7
Totals	275	4771	670	1395	.480	43	137	.314	388	469	.827	851	167	105	29	1771	6.4
Playoffs																	
2006-07	6	109	6	21	.286	0	1	.000	4	5	.800	20	2	4	0	16	2.7
2007-08	2	2	0	2	.000	0	1	.000	0	0	---	0	0	0	0	0	0.0
Totals	8	111	6	23	.261	0	2	.000	4	5	.800	20	2	4	0	16	2.0

ZENDON HAMILTON

College: St. John's **Position:** F/C **Number:** 54 **Height:** 6-11 **Weight:** 250 **Born:** 4/29/75 **Acquired:** Signed to a 10-day contract (January 27, 2003).
Departed: Elected not to renew contract (February 10, 2003).

	GP	MIN	FG	FGA	Pct.	3PM	3PA	Pct.	FT	FTA	Pct.	REB	AST	ST	BL	PTS	AVG
2002-03	3	12	2	5	.400	0	0	---	2	2	1.000	4	0	1	0	6	2.0

NATE HUFFMAN

College: Central Michigan **Position:** F/C **Number:** 7 **Height:** 7-1 **Weight:** 245 **Born:** 4/2/75 **Acquired:** Signed as a free agent (July 26, 2002).
Departed: Contract terminated (January 16, 2003).

	GP	MIN	FG	FGA	Pct.	3PM	3PA	Pct.	FT	FTA	Pct.	REB	AST	ST	BL	PTS	AVG
2002-03	7	76	9	25	.360	0	0	---	5	8	.625	23	5	1	3	23	3.3

KRIS HUMPHRIES

College: Minnesota **Position:** F **Number:** 43 **Height:** 6-9 **Weight:** 235 **Born:** 2/6/85 **Acquired:** Traded by Utah with centre Robert Whaley for centre Rafael Arujo (June 8, 2008). **Departed:** Traded to Dallas with forward Shawn Marion and centre Nathan Jawai as part of a four-team deal. Toronto received forward Devean George and guard Antonio Wright from Dallas and forward Hedo Turkoglu from Orlando (July 9, 2009).

	GP	MIN	FG	FGA	Pct.	3PM	3PA	Pct.	FT	FTA	Pct.	REB	AST	ST	BL	PTS	AVG
2006-07	60	670	87	185	.470	0	0	---	53	79	.671	187	18	14	21	227	3.8
2007-08	70	925	161	333	.483	0	2	.000	75	124	.605	259	28	25	28	397	5.7
2008-09	29	265	38	90	.422	0	0	---	38	48	.792	70	10	8	6	114	3.9
Totals	188	1860	286	608	.470	0	2	.000	166	251	.661	516	56	47	55	738	3.9
Playoffs																	
2006-07	6	69	3	9	.333	0	0	---	3	8	.375	17	1	1	2	9	1.5
2007-08	3	2	0	0	---	0	0	---	0	0	---	0	0	0	0	0	0.0
Totals	9	71	3	9	.333	0	0	---	3	8	.375	17	1	1	2	9	1.0

LINDSEY HUNTER

College: Jackson State **Position:** G **Number:** 11 **Height:** 6-2 **Weight:** 195 **Born:** 12/3/70 **Acquired:** Traded by Los Angeles with the draft rights to Chris Jefferies and a second-round draft pick for Tracy Murray, the draft rights to Kareem Rush and a second-round draft pick (June 26, 2002). **Departed:** Traded to Detroit for forward Michael Curry (August 28, 2003).

	GP	MIN	FG	FGA	Pct.	3PM	3PA	Pct.	FT	FTA	Pct.	REB	AST	ST	BL	PTS	AVG
2002-03	29	673	106	305	.351	34	107	.318	34	47	.723	59	71	35	5	280	9.7

JARRETT JACK

College: Georgia Tech **Position:** Guard **Number:** 1 **Height:** 6-3 **Weight:** 200 **Born:** 10/28/83 **Acquired:** Signed as a free agent (July 21, 2009).
Departed: Traded to New Orleans with David Andersen and Marcus Banks for Peja Stojakovic, Jerry Bayless and cash considerations (November 20, 2010).

	GP	MIN	FG	FGA	Pct.	3PM	3PA	Pct.	FT	FTA	Pct.	REB	AST	ST	BL	PTS	AVG
2009-10	82	2243	323	671	.481	82	199	.412	203	241	.842	222	413	60	6	931	11.4
2010-11	13	347	48	122	.393	4	24	.167	40	46	.870	42	59	14	0	140	10.8
Totals	95	2590	371	793	.467	86	223	.385	243	287	.847	264	472	74	6	1071	11.3

FORMER RAPTORS

JERMAINE JACKSON

College: Detroit Mercy **Position:** G **Number:** 8 **Height:** 6-4 **Weight:** 210 **Born:** 6/7/76 **Acquired:** Signed to a 10-day contract (January 10, 2002). **Departed:** Became an unrestricted free agent (July 1, 2002) **Re-acquired:** Signed as a free agent (January 7, 2003). **Departed:** Placed on waivers (January 30, 2003).

	GP	MIN	FG	FGA	Pct.	3PM	3PA	Pct.	FT	FTA	Pct.	REB	AST	ST	BL	PTS	AVG
2001-02	24	280	20	42	.476	1	10	.100	16	24	.667	27	57	9	1	57	2.4
2002-03	24	286	21	68	.309	1	9	.111	23	27	.852	25	39	9	3	66	2.4
Totals	48	566	41	110	.373	2	19	.105	39	51	.765	52	96	18	4	123	2.6
Playoffs																	
2001-02	4	12	2	3	.667	0	0	---	2	6	.333	1	0	0	0	6	1.5

LUKE JACKSON

College: Oregon **Position:** F **Number:** 6 **Height:** 6-7 **Weight:** 215 **Born:** 11/6/81 **Acquired:** Signed to a 10-day contract (March 25, 2007). **Departed:** Waived (October 29, 2007).

	GP	MIN	FG	FGA	Pct.	3PM	3PA	Pct.	FT	FTA	Pct.	REB	AST	ST	BL	PTS	AVG
2006-07	10	122	18	35	.514	4	13	.308	5	9	.556	9	9	5	1	45	4.5
Playoffs																	
2006-07	3	11	0	0	.000	0	0	---	6	6	1.000	5	1	1	0	6	2.0

MARK JACKSON

College: St. John's **Position:** G **Number:** 13 **Height:** 6-3 **Weight:** 205 **Born:** 4/1/65 **Acquired:** Signed as a free agent (August 11, 2000). **Departed:** Traded with Muggsy Bogues to New York Knicks for Chris Childs and a first-round draft pick, originally Seattle's (February 22, 2001).

	GP	MIN	FG	FGA	Pct.	3PM	3PA	Pct.	FT	FTA	Pct.	REB	AST	ST	BL	PTS	AVG
2000-01	54	1,802	170	403	.422	57	165	.345	64	76	.842	185	498	63	7	461	8.5

MIKE JAMES

College: Duquesne **Position:** G **Number:** 13 **Height:** 6-2 **Weight:** 190 **Born:** 6/23/75 **Acquired:** Traded by Houston for Rafer Alston (October 4, 2005). **Departed:** Free agent (July 1, 2006).

	GP	MIN	FG	FGA	Pct.	3PM	3PA	Pct.	FT	FTA	Pct.	REB	AST	ST	BL	PTS	AVG
2005-06	79	2925	576	1228	.469	169	382	.384	283	338	.837	262	460	72	3	1604	20.3

NATHAN JAWAI

Country: Australia **Position:** C **Number:** 21 **Height:** 6-10 **Weight:** 280 **Born:** 10/10/86 **Acquired:** Draft rights traded by Indiana with forward Jermaine O'Neal in exchange for guard T.J. Ford, forward Maceo Baston, centre Rasha Nesterovic and the draft rights to guard Kareem Rush and a second-round draft pick (June 26, 2002). **Departed:** Traded to Dallas with forward Shawn Marion and forward Kris Humphries as part of a four-team deal. Toronto received forward Devean George and guard Antonio Wright from Dallas and forward Hedo Turkoglu from Orlando (July 9, 2009).

	GP	MIN	FG	FGA	Pct.	3PM	3PA	Pct.	FT	FTA	Pct.	REB	AST	ST	BL	PTS	AVG
2008-09	6	19	1	4	.250	0	0	---	0	0	---	2	0	0	0	2	0.3

CHRIS JEFFERIES

College: Fresno State **Position:** F **Number:** 32 / 1 **Height:** 6-8 **Weight:** 215 **Born:** 2/13/78 **Acquired:** Draft rights traded by the Los Angeles Lakers with guard Lindsey Hunter and a second-round draft pick for forward Tracy Murray, the draft rights to guard Kareem Rush and a second-round draft pick (June 26, 2002). **Departed:** Traded to Chicago with centre/forward Antonio Davis and forward Jerome Williams for guard/forward Jalen Rose and forwards Donyell Marshall and Lonny Baxter (December 1, 2003).

	GP	MIN	FG	FGA	Pct.	3PM	3PA	Pct.	FT	FTA	Pct.	REB	AST	ST	BL	PTS	AVG
2002-03	51	666	75	194	.387	18	54	.333	29	43	.674	59	22	19	16	197	3.9
2003-04	2	8	3	6	.500	1	3	.333	1	1	1.000	1	1	0	0	8	4.0
Totals	53	674	78	200	.390	19	57	.333	30	44	.682	60	23	19	16	205	3.9

LINTON JOHNSON

College: Tulane **Position:** F **Number:** 13 **Height:** 6-8 **Weight:** 205 **Born:** 6/13/80 **Acquired:** Signed a 10-day contract (March 27, 2008). **Departed:** Waived (April 2, 2008).

	GP	MIN	FG	FGA	Pct.	3PM	3PA	Pct.	FT	FTA	Pct.	REB	AST	ST	BL	PTS	AVG
2007-08	2	10	2	5	.400	0	1	.000	2	2	1.000	1	1	0	0	6	3.0

TREY JOHNSON

College: Jackson State **Position:** G **Number:** 12 **Height:** 6-5 **Weight:** 215 **Born:** 8/30/1984 **Acquired:** Signed to a 10-day contract (January 26, 2011). **Departed:** Elected not to renew contract (February 18, 2011).

	GP	MIN	FG	FGA	Pct.	3PM	3PA	Pct.	FT	FTA	Pct.	REB	AST	ST	BL	PTS	AVG
2010-11	7	81	10	30	.333	1	3	.333	7	8	.875	7	11	1	1	28	4.0

POPEYE JONES

College: Murray St. **Position:** F **Number:** 54 **Height:** 6-8 **Weight:** 250 **Born:** 6/17/70 **Acquired:** Traded by Dallas with a 1997 first round draft pick and the right to exchange 1997 first round picks with Minnesota for Jimmy King and two second round draft picks (July 23, 1996). **Departed:** Traded to Boston with Kenny Anderson and Zan Tabak for Chauncey Billups, Dee Brown, Roy Rogers and John Thomas (February 18, 1998).

	GP	MIN	FG	FGA	Pct.	3PM	3PA	Pct.	FT	FTA	Pct.	REB	AST	ST	BL	PTS	AVG
1996-97	79	2421	258	537	.480	1	13	.077	77	121	.636	680	84	58	39	616	7.8
1997-98	14	352	52	127	.409	2	3	.667	14	19	.737	102	18	10	3	120	8.6
Totals	93	2773	310	664	.467	3	16	.188	91	140	.650	782	102	68	42	736	7.9

FRED JONES

College: Oregon **Position:** G **Number:** 20 **Height:** 6-2 **Weight:** 220 **Born:** 3/11/79 **Acquired:** Signed as a free agent (July 2006). **Departed:** Traded to Portland for Juan Dixon (February 22, 2007).

	GP	MIN	FG	FGA	Pct.	3PM	3PA	Pct.	FT	FTA	Pct.	REB	AST	ST	BL	PTS	AVG
2006-07	39	870	96	249	.386	32	101	.317	73	88	.830	82	55	30	12	297	7.6

GARTH JOSEPH

College: St. Rose **Position:** C **Number:** 32 **Height:** 7-2 **Weight:** 306 **Born:** 8/8/73 **Acquired:** Drafted by Toronto in 9th round (17th selection) in 1995 expansion draft. **Departed:** Traded with Kevin Willis, Alex Radojevic and a second-round draft pick to Denver in exchange for Keon Clark, Tracy Murray and Mamadou N'diaye (January 12, 2001).

	GP	MIN	FG	FGA	Pct.	3PM	3PA	Pct.	FT	FTA	Pct.	REB	AST	ST	BL	PTS	AVG
2000-01	2	8	1	2	.500	0	0	---	0	0	---	2	1	0	0	2	1.0

JASON KAPONO

College: UCLA **Position:** F **Number:** 24 **Height:** 6-8 **Weight:** 215 **Born:** 2/4/81 **Acquired:** Signed as a free agent (July 11, 2007).

Departed: Traded to Philadelphia in exchange for forward Reggie Evans (June 9, 2009).

	GP	MIN	FG	FGA	Pct.	3PM	3PA	Pct.	FT	FTA	Pct.	REB	AST	ST	BL	PTS	AVG
2007-08	81	1530	243	498	.488	57	118	.483	37	43	.860	120	65	34	2	580	7.2
2008-09	80	1831	261	604	.432	98	229	.428	34	42	.810	163	105	22	3	654	8.2
Totals	161	3361	504	1102	.457	155	247	.462	71	85	.835	283	170	56	5	1234	7.6

Playoffs

2007-08	5	152	31	53	.585	13	24	.542	3	4	.750	13	4	2	0	78	15.6
---------	---	-----	----	----	------	----	----	------	---	---	------	----	---	---	---	----	------

TIM KEMPTON

College: Notre Dame **Position:** F/C **Number:** 40 **Height:** 6-10 **Weight:** 255 **Born:** 1/25/64 **Acquired:** Signed as a free agent (December 1, 1997).

Departed: Waived (January 6, 1998).

	GP	MIN	FG	FGA	Pct.	3PM	3PA	Pct.	FT	FTA	Pct.	REB	AST	ST	BL	PTS	AVG
1997-98	5	32	2	7	.286	0	0	---	0	0	---	5	2	1	2	4	0.8

JIMMY KING

College: Michigan **Position:** G **Number:** 24 **Height:** 6-5 **Weight:** 210 **Born:** 8/9/73 **Acquired:** Selected in 1995 draft, 2nd round (35th overall). **Departed:**

Traded to Dallas along with a second round draft pick in exchange for Popeye Jones, the New York Knicks' 1997 first-round draft pick, and the right to switch 1997 first-round picks with Minnesota (July 24, 1996).

	GP	MIN	FG	FGA	Pct.	3PM	3PA	Pct.	FT	FTA	Pct.	REB	AST	ST	BL	PTS	AVG
1995-96	62	868	110	255	.431	5	34	.147	54	77	.701	110	88	21	13	279	4.5

NEGELE KNIGHT

College: Dayton **Position:** G **Number:** 11 **Height:** 6-1 **Weight:** 182 **Born:** 3/6/67 **Acquired:** Signed as a free agent (January 21, 1999).

Departed: Rights renounced (August 31, 1999).

	GP	MIN	FG	FGA	Pct.	3PM	3PA	Pct.	FT	FTA	Pct.	REB	AST	ST	BL	PTS	AVG
1998-99	6	56	3	8	.375	0	1	.000	2	4	.500	6	8	1	0	8	1.3

ANTONIO LANG

College: Duke **Position:** F **Number:** 21 **Height:** 6-8 **Weight:** 230 **Born:** 5/15/72 **Acquired:** Signed to 10-day contract (January 14, 2000).

Departed: Contract expired (February 4, 2000).

	GP	MIN	FG	FGA	Pct.	3PM	3PA	Pct.	FT	FTA	Pct.	REB	AST	ST	BL	PTS	AVG
1999-2000	7	32	0	5	.000	0	0	---	3	4	.750	5	1	4	1	3	0.4

VOSHON LENARD

College: Minnesota **Position:** G **Number:** 2 **Height:** 6-4 **Weight:** 205 **Born:** 5/14/73 **Acquired:** Signed as a free agent (October 23, 2002).

Departed: Free agent (July 1, 2003)

	GP	MIN	FG	FGA	Pct.	3PM	3PA	Pct.	FT	FTA	Pct.	REB	AST	ST	BL	PTS	AVG
2002-03	63	1929	325	809	.402	92	252	.365	156	194	.804	212	144	59	21	898	14.3

MARTIN LEWIS

College: Seward County CC **Position:** G **Number:** 32 **Height:** 6-6 **Weight:** 225 **Born:** 4/28/75 **Acquired:** Draft rights traded by Golden State with Victor Alexander, Carlos Rogers and the rights to Michael McDonald and Dwayne Whitfield for B.J. Armstrong (September 18, 1995). **Departed:** Rights renounced

(July 24, 1996). **Acquired:** Signed as a free agent (January 6, 1997). **Departed:** Waived (October 6, 1997).

	GP	MIN	FG	FGA	Pct.	3PM	3PA	Pct.	FT	FTA	Pct.	REB	AST	ST	BL	PTS	AVG
1995-96	16	189	29	60	.483	2	7	.286	15	25	.600	29	3	8	3	75	4.7
1996-97	9	50	6	14	.429	1	3	.333	1	2	.500	6	4	1	2	14	1.6
Totals	25	239	35	74	.473	3	10	.300	16	27	.593	35	7	9	5	89	3.6

BRAD LOHAUS

College: Iowa **Position:** F **Number:** 33 **Height:** 6-11 **Weight:** 230 **Born:** 9/29/64 **Acquired:** Signed as a free agent (November 13, 1996).

Departed: Waived (December 2, 1996).

	GP	MIN	FG	FGA	Pct.	3PM	3PA	Pct.	FT	FTA	Pct.	REB	AST	ST	BL	PTS	AVG
1996-97	6	45	4	15	.267	2	7	.286	0	0	---	7	1	1	0	10	1.7

ART LONG

College: Cincinnati **Position:** F **Number:** 42 **Height:** 6-9 **Weight:** 250 **Born:** 10/1/73 **Acquired:** Signed a 10-day contract (January 7, 2003).

Departed: Elected not to renew contract (January 27, 2003).

	GP	MIN	FG	FGA	Pct.	3PM	3PA	Pct.	FT	FTA	Pct.	REB	AST	ST	BL	PTS	AVG
2002-03	7	80	9	25	.360	1	5	.200	1	5	.200	20	4	3	3	20	2.9

JOHN LONG

College: Detroit **Position:** G **Number:** 25 **Height:** 6-5 **Weight:** 200 **Born:** 8/26/56 **Acquired:** Signed as a free-agent (November 29, 1996).

Departed: Retired (November 12, 1997).

	GP	MIN	FG	FGA	Pct.	3PM	3PA	Pct.	FT	FTA	Pct.	REB	AST	ST	BL	PTS	AVG
1996-97	32	370	46	117	.393	12	34	.353	25	28	.893	40	21	9	2	129	4.0

FORMER RAPTORS

SHAWN MARION

College: UNLV **Position:** F **Number:** 31 **Height:** 6-7 **Weight:** 215 **Born:** 5/7/78 **Acquired:** Traded by Miami with guard Marcus Banks and cash considerations in exchange for forward Jermaine O'Neal, forward Jamario Moon and a conditional draft pick (February 13, 2009). **Departed:** Traded to Dallas with forward Kris Humphries and centre Nathan Jawai as part of a four-team deal. Toronto received forward Devean George and guard Antonio Wright from Dallas and forward Hedo Turkoglu from Orlando (July 9, 2009).

	GP	MIN	FG	FGA	Pct.	3PM	3PA	Pct.	FT	FTA	Pct.	REB	AST	ST	BL	PTS	AVG
2008-09	27	954	167	342	.488	2	13	.154	50	62	.806	224	62	31	21	386	14.3

SEAN MARKS

College: California **Position:** F **Number:** 22 **Height:** 6-10 **Weight:** 250 **Born:** 8/23/75 **Acquired:** Draft rights traded by New York with Charles Oakley for Marcus Camby (June 25, 1998). **Departed:** Rights renounced (September 14, 2000).

	GP	MIN	FG	FGA	Pct.	3PM	3PA	Pct.	FT	FTA	Pct.	REB	AST	ST	BL	PTS	AVG
1998-99	8	28	5	8	.625	0	0	—	1	2	.500	1	0	1	0	11	1.4
1999-00	5	12	2	6	.333	0	1	.000	4	4	1.000	2	0	1	1	8	1.6
Totals	13	40	7	14	.500	0	1	.000	5	6	.833	3	0	2	1	19	1.5

DONVYLL MARSHALL

College: Connecticut **Position:** F/C **Number:** 42 **Height:** 6-9 **Weight:** 230 **Born:** 5/18/73 **Acquired:** Traded by Chicago with guard/forward Jalen Rose and forward Lonny Baxter for centre/forward Antonio Davis and forwards Jerome Williams and Chris Jeffries (December 1, 2003). **Departed:** Free agent (July 1, 2005).

	GP	MIN	FG	FGA	Pct.	3PM	3PA	Pct.	FT	FTA	Pct.	REB	AST	ST	BL	PTS	AVG
2003-04	66	2580	413	884	.467	120	298	.403	120	162	.741	709	94	80	104	1066	16.2
2004-05	65	1645	262	592	.443	151	363	.416	72	91	.791	428	81	57	46	747	11.5
Totals	131	4225	675	1476	.457	271	661	.410	192	253	.759	1137	175	137	150	1813	13.8

DARRICK MARTIN

College: UCLA **Position:** G **Number:** 2 **Height:** 5-11 **Weight:** 170 **Born:** 3/6/71 **Acquired:** Signed as free agent (September 29, 2006). **Departed:** Waived (March 27, 2008).

	GP	MIN	FG	FGA	Pct.	3PM	3PA	Pct.	FT	FTA	Pct.	REB	AST	ST	BL	PTS	AVG
2005-06	40	339	34	97	.351	16	40	.400	18	24	.846	20	57	17	0	102	2.6
2006-07	31	220	33	94	.351	13	37	.351	15	21	.714	12	43	3	0	94	3.0
2007-08	17	141	10	43	.233	2	16	.125	5	6	.833	7	21	6	0	27	1.6
Totals	88	700	77	234	.329	31	93	.333	38	51	.745	39	121	26	0	223	2.5

Playoffs

2006-07	2	8	0	2	.000	0	2	.000	2	2	1.000	1	2	0	0	2	1.0
---------	---	---	---	---	------	---	---	------	---	---	-------	---	---	---	---	---	-----

ROGER MASON JR.

College: Virginia **Position:** G **Number:** 31 **Height:** 6-5 **Weight:** 200 **Born:** 9/10/80 **Acquired:** Traded by Chicago for guard Rick Brunson (December 16, 2003). **Departed:** Waived (December 16, 2004).

	GP	MIN	FG	FGA	Pct.	3PM	3PA	Pct.	FT	FTA	Pct.	REB	AST	ST	BL	PTS	AVG
2003-04	23	285	31	87	.356	12	33	.364	19	22	.864	28	23	10	6	93	4.0

TONY MASSENBURG

College: Maryland **Position:** F **Number:** 9 **Height:** 6-9 **Weight:** 245 **Born:** 7/31/67 **Acquired:** Drafted by Toronto in the 2nd round (3rd selection) in 1995 expansion draft. **Departed:** Traded to Philadelphia with Ed Pinckney and the right to swap first round draft picks in either 1996 or 1997 and a second round option, for Sharone Wright (February 22, 1996).

	GP	MIN	FG	FGA	Pct.	3PM	3PA	Pct.	FT	FTA	Pct.	REB	AST	ST	BL	PTS	AVG
1995-96	24	659	100	196	.510	0	0	—	43	65	.662	166	18	13	9	243	10.1

BOB MCCANN

College: Morehead St. **Position:** F **Number:** 6 **Height:** 6-7 **Weight:** 248 **Born:** 4/22/64 **Acquired:** Signed to a 10-day contract (January 6, 1998). **Departed:** Waived (January 12, 1998).

	GP	MIN	FG	FGA	Pct.	3PM	3PA	Pct.	FT	FTA	Pct.	REB	AST	ST	BL	PTS	AVG
1997-98	1	5	0	1	.000	0	0	—	0	0	—	1	0	0	0	0	0.0

JELANI MCCOY

College: UCLA **Position:** C **Number:** 4 **Height:** 6-10 **Weight:** 255 **Born:** 12/6/77 **Acquired:** Signed as a free agent (September 27, 2002). **Departed:** Elected not to renew contract (July 1, 2003).

	GP	MIN	FG	FGA	Pct.	3PM	3PA	Pct.	FT	FTA	Pct.	REB	AST	ST	BL	PTS	AVG
2002-03	67	1367	194	395	.491	0	0	—	69	126	.548	355	43	28	60	457	6.8

TRACY MCGRADY

College: Mt. Zion Academy **Position:** G/F **Number:** 1 **Height:** 6-8 **Weight:** 210 **Born:** 5/27/79 **Acquired:** Selected in 1997 draft, 1st round (9th overall). **Departed:** Signed and traded to Orlando for a future first round pick (August 3, 2000).

	GP	MIN	FG	FGA	Pct.	3PM	3PA	Pct.	FT	FTA	Pct.	REB	AST	ST	BL	PTS	AVG
1997-98	64	1179	179	398	.450	14	41	.341	79	111	.712	269	98	49	61	451	7.0
1998-99	49	1106	168	385	.436	8	35	.229	114	157	.726	278	113	52	66	458	9.3
1999-00	79	2462	459	1018	.453	18	65	.277	277	392	.707	501	263	90	151	1213	15.4
Totals	192	4747	806	1801	.448	40	141	.284	470	660	.712	1048	474	191	278	2122	11.1

Playoffs

1999-2000	3	111	17	44	.386	2	7	.286	14	16	.875	21	9	3	3	50	16.7
-----------	---	-----	----	----	------	---	---	------	----	----	------	----	---	---	---	----	------

POPS MENSAH-BONSU

College: George Washington **Position:** F **Number:** 44 **Height:** 6-9 **Weight:** 235 **Born:** 09/07/83 **Acquired:** Signed as a free agent (March 6, 2009). **Departed:** Free agent (July 1, 2009).

	GP	MIN	FG	FGA	Pct.	3FG	3FGA	Pct.	FT	FTA	Pct.	REB	AST	ST	BLK	PTS	AVG
2008-09	19	263	34	96	.354	0	2	.000	28	41	.683	103	6	8	4	96	5.1
2009-10	16	107	12	29	.414	0	0	---	10	18	.556	31	2	3	8	34	2.1
Totals	35	370	46	125	.368	0	2	.000	38	59	.644	134	8	11	12	130	3.7

OLIVER MILLER

College: Arkansas **Position:** C/F **Number:** 2 **Height:** 6-9 **Weight:** 325 **Born:** 4/6/70 **Acquired:** Drafted by Toronto in the 14th round (27th selection) in 1995 expansion draft. **Departed:** Rights renounced (July 23, 1996). **Re-acquired:** Signed as a free agent (February 13, 1997). **Departed:** Became a free agent (July 1, 1997). **Re-acquired:** Signed as a free agent (November 28, 1997). **Departed:** Free agent (July 1, 1998)

	GP	MIN	FG	FGA	Pct.	3PM	3PA	Pct.	FT	FTA	Pct.	REB	AST	ST	BL	PTS	AVG
1995-96	76	2516	418	795	.526	0	11	.000	146	221	.661	562	219	108	143	982	12.9
1996-97	19	316	47	84	.560	0	1	.000	20	26	.769	73	29	13	13	114	6.0
1997-98	64	1628	170	369	.461	0	2	.000	61	101	.604	400	196	58	72	401	6.3
Totals	159	4460	635	1248	.509	0	14	.000	227	348	.652	1035	444	179	228	1497	9.4

JEROME MOISO

College: UCLA **Position:** F/C **Number:** 6 **Height:** 6-10 **Weight:** 235 **Born:** 6/15/78 **Acquired:** Signed as a free agent (July 16, 2003). **Departed:** Waived (December 17, 2004).

	GP	MIN	FG	FGA	Pct.	3PM	3PA	Pct.	FT	FTA	Pct.	REB	AST	ST	BL	PTS	AVG
2003-04	35	417	40	84	.476	0	0	---	22	38	.579	113	8	17	12	102	2.9
2004-05	8	69	3	9	.333	0	1	.000	8	9	.889	23	0	2	3	14	1.8
Totals	43	486	43	93	.462	0	1	.000	30	47	.638	136	8	19	15	116	2.7

ERIC MONTROSS

College: North Carolina **Position:** C **Number:** 00 **Height:** 7-0 **Weight:** 270 **Born:** 9/23/71 **Acquired:** Traded by Detroit with Jerome Williams for Corliss Williamson, Tyrone Corbin, Kornel David and a first-round draft pick (February 22, 2001). **Departed:** Retired (August 26, 2003).

	GP	MIN	FG	FGA	Pct.	3PM	3PA	Pct.	FT	FTA	Pct.	REB	AST	ST	BL	PTS	AVG	
2000-01	12	81	6	17	.353	0	0	---	1	5	.200	29	4	3	3	13	1.1	
2001-02	49	655	53	132	.402	0	1	.000	10	31	.323	140	16	12	23	116	2.4	
2002-03	Injured - stress reaction to a micro fracture in the talus bone in his left foot.																	
Totals	61	736	59	149	.396	0	1	.000	11	36	.306	169	20	15	26	129	2.1	

Playoffs

2000-01	5	31	2	5	.400	0	0	---	0	0	---	10	1	0	3	4	0.8	
2001-02	Injured - sprained left foot.																	
Totals	5	31	2	5	.400	0	0	---	0	0	---	10	1	0	3	4	0.8	

JAMARIO MOON

College: Meridian C.C. **Position:** F **Number:** 33 **Height:** 6-8 **Weight:** 205 **Born:** 6/13/80 **Acquired:** Signed as a free agent (July 10, 2007).

Departed: Traded to Miami with forward Jermaine O'Neal and a conditional draft pick in exchange for forward Shawn Marion, guard Marcus Banks and cash considerations.

	GP	MIN	FG	FGA	Pct.	3PM	3PA	Pct.	FT	FTA	Pct.	REB	AST	ST	BL	PTS	AVG	
2007-08	78	2166	279	575	.485	40	123	.325	63	85	.741	484	90	80	108	661	8.5	
2008-09	54	1379	150	317	.473	38	110	.345	55	65	.846	249	70	65	44	393	7.3	
Playoffs																		
2007-08	5	104	11	29	.379	4	11	.364	1	1	1.000	24	4	6	3	27	5.4	

LAMOND MURRAY

College: California **Position:** F **Number:** 21 **Height:** 6-7 **Weight:** 235 **Born:** 4/20/73 **Acquired:** Traded by Cleveland with a future second-round draft pick for centre Michael Stewart (August 25, 2002). **Departed:** Waived (September 2, 2005).

	GP	MIN	FG	FGA	Pct.	3PM	3PA	Pct.	FT	FTA	Pct.	REB	AST	ST	BL	PTS	AVG	
2002-03	Injured - Lisfranc ligament tear, right midfoot																	
2003-04	33	518	76	215	.353	21	60	.350	24	35	.686	90	28	15	7	197	6.0	
2004-05	62	918	132	310	.426	46	105	.438	61	80	.763	164	47	32	16	371	6.0	
Totals	95	1436	208	525	.396	67	165	.406	85	115	.739	254	75	47	23	568	6.0	

TRACY MURRAY

College: UCLA **Position:** F **Number:** 24 **Height:** 6-7 **Weight:** 228 **Born:** 7/25/71 **Acquired:** Signed as a free agent (October 31, 1995). **Departed:** Free agent (July 1, 1996). **Re-acquired:** Traded by Denver with Keon Clark and Mamadou N'diaye to Toronto for Kevin Willis, Aleksander Radojevic and Garth Joseph (January 12, 2001). **Departed:** Traded to Los Angeles Lakers with the rights to Kareem Rush and second-round draft choice for Lindsey Hunter and the draft rights to Chris Jefferies (June 25, 2002).

	GP	MIN	FG	FGA	Pct.	3PM	3PA	Pct.	FT	FTA	Pct.	REB	AST	ST	BL	PTS	AVG
1995-96	82	2458	496	1092	.454	151	358	.422	182	218	.835	352	131	87	40	1325	16.2
2000-01	38	453	77	193	.399	29	80	.363	24	32	.750	59	14	8	6	207	5.4
2001-02	40	473	85	207	.411	40	104	.385	17	21	.810	53	19	11	8	227	5.7
Totals	160	3384	658	1492	.441	220	542	.406	223	271	.822	464	164	106	54	1759	11.0

Playoffs

2000-01	2	5	1	3	.333	0	2	.000	0	0	.000	0	0	1	0	2	1.0
---------	---	---	---	---	------	---	---	------	---	---	------	---	---	---	---	---	-----

FORMER RAPTORS

MAMADOU N'DIAYE

College: Auburn **Position:** C **Number:** 32 **Height:** 7-0 **Weight:** 255 **Born:** 6/16/75 **Acquired:** Traded by Denver with Keon Clark and Tracy Murray for Kevin Willis, Aleksander Radojevic and Garth Joseph (January 12, 2001). **Departed:** Free agent (July 1, 2003).

	GP	MIN	FG	FGA	Pct.	3PM	3PA	Pct.	FT	FTA	Pct.	REB	AST	ST	BL	PTS	AVG
2000-01	3	10	1	4	.250	0	0	---	2	2	1.000	2	0	0	0	4	1.3
2001-02	5	46	6	10	.600	0	0	---	8	10	.800	11	0	0	2	20	4.0
2002-03	22	364	43	96	.448	0	0	---	34	47	.723	82	7	8	32	120	5.5
Totals	30	420	50	110	.455	0	0	---	44	59	.746	95	7	8	34	144	4.8

RASHO NESTEROVIC

College: Slovenia **Position:** C **Number:** 12 **Height:** 7-0 **Weight:** 270 **Born:** 5/30/76 **Acquired:** Traded by San Antonio with cash considerations for forwards Matt Bonner and Eric Williams (June 8, 2006). **Departed:** Traded with T.J. Ford, Maceo Baston and the draft rights to Roy Hibbert to Indiana for Jermaine O'Neal and the draft rights to Nathan Jawai (July 9, 2008). **Re-acquired:** Signed as free agent (July 30, 2009) **Departed:** Free agent (July 1, 2010).

Year	GP	MIN	FG	FGA	Pct.	3PM	3PA	Pct.	FT	FTA	Pct.	REB	AST	ST	BLK	PTS	AVG
2006-07	80	1676	230	421	.546	0	0	---	34	50	.680	360	74	37	84	494	6.2
2007-08	71	1486	257	467	.550	0	0	---	37	49	.755	342	82	20	52	552	7.8
2009-10	42	413	81	149	.544	0	0	---	1	5	.200	89	25	10	17	163	3.9
Totals	193	3575	568	1037	.547	0	0	---	72	104	.692	791	181	67	153	1209	6.3

Playoffs

	GP	MIN	FG	FGA	Pct.	3PM	3PA	Pct.	FT	FTA	Pct.	REB	AST	ST	BLK	PTS	AVG
2006-07	5	71	7	15	.467	0	0	---	3	3	1.000	23	3	0	2	17	3.4
2007-08	5	77	11	22	.500	0	0	---	1	2	.500	13	3	1	2	23	4.6
Totals	10	148	18	37	.486	0	0	---	4	5	.800	36	6	1	4	40	4.0

CHARLES OAKLEY

College: Virginia Union **Position:** F **Number:** 34 **Height:** 6-9 **Weight:** 245 **Born:** 10/18/63 **Acquired:** Traded by New York with the draft rights to Sean Marks and cash to Toronto for Marcus Camby (June 25, 1998). **Departed:** Traded to Chicago for Brian Skinner (July 13, 2001).

Year	GP	MIN	FG	FGA	Pct.	3PM	3PA	Pct.	FT	FTA	Pct.	REB	AST	ST	BLK	PTS	AVG
1998-99	50	1633	140	327	.428	1	5	.200	67	83	.807	374	168	46	21	348	7.0
1999-00	80	2431	234	560	.418	14	41	.341	66	85	.776	540	253	102	45	548	6.9
2000-01	78	2767	305	786	.388	11	49	.224	127	152	.836	741	264	76	48	748	9.7
Totals	208	6831	679	1673	.406	26	95	.274	260	320	.813	1655	685	224	114	1644	7.9

Playoffs

Year	GP	MIN	FG	FGA	Pct.	3PM	3PA	Pct.	FT	FTA	Pct.	REB	AST	ST	BLK	PTS	AVG
1999-00	3	110	14	29	.483	2	7	.286	0	1	.000	23	11	6	1	30	10.0
2000-01	12	391	47	108	.435	3	8	.375	14	17	.824	76	21	12	7	111	9.3
Totals	15	501	61	137	.445	5	15	.333	14	18	.777	99	32	18	8	141	9.4

PATRICK O'BRYANT

College: Bradley **Position:** C **Number:** 13 **Height:** 7-0 **Weight:** 260 **Born:** 06/20/86 **Acquired:** Traded by Boston in a three-team deal with Will Solomon and cash considerations from Toronto to Sacramento and a conditional second-round pick from Sacramento to Boston. **Departed:** Free agent (July 1, 2010).

Year	GP	MIN	FG	FGA	PCT	3FG	3FGA	PCT	FT	FTA	PCT	REB	AST	ST	BLK	PTS	AVG
2008-09	13	147	29	53	.547	0	2	.000	3	8	.375	32	3	2	11	61	4.7
2009-10	11	51	8	15	.533	0	1	.000	3	6	.500	11	1	2	4	19	1.7
Totals	24	198	37	68	.544	0	3	.000	6	14	.428	43	4	4	15	80	3.3

HAKEEM OLAJUWON

College: Houston **Position:** C **Number:** 34 **Height:** 7-0 **Weight:** 255 **Born:** 1/21/63 **Acquired:** Traded by Houston to Toronto for a first-round draft pick (August 2, 2001). **Departed:** Released (October 27, 2003).

Year	GP	MIN	FG	FGA	Pct.	3PM	3PA	Pct.	FT	FTA	Pct.	REB	AST	ST	BL	PTS	AVG
2001-02	61	1378	194	418	.464	0	0	---	47	84	.560	366	66	74	92	435	7.1
2002-03	Injured List - lower back																

Playoffs

Year	GP	MIN	FG	FGA	Pct.	3PM	3PA	Pct.	FT	FTA	Pct.	REB	AST	ST	BL	PTS	AVG
2001-02	5	86	12	22	.454	0	0	---	4	6	.667	19	2	7	4	28	5.6

JIMMY OLIVER

College: Purdue **Position:** G **Number:** 24 **Height:** 6-5 **Weight:** 205 **Born:** 7/12/69 **Acquired:** Signed by Toronto to a 10-day contract (January 12, 1997). **Departed:** Waived (January 21, 1997).

Year	GP	MIN	FG	FGA	Pct.	3PM	3PA	Pct.	FT	FTA	Pct.	REB	AST	ST	BL	PTS	AVG
1996-97	4	43	4	13	.308	0	1	.000	7	8	.875	5	2	2	0	11	2.8

JERMAINE O'NEAL

College: Eau Claire H.S. **Position:** F/C **Number:** 6 **Height:** 6-11 **Weight:** 230 **Born:** 10/13/78 **Acquired:** Traded by Indiana with the draft rights to centre Nathan Jawai in exchange for guard T.J. Ford, centre Rasha Nesterovic, forward Maceo Baston and the draft rights to centre Roy Hibbert. **Departed:** Traded to Miami with forward Jamarion Moon and a conditional draft pick in exchange for forward Shawn Marion, guard Marcus Banks and cash considerations.

Year	GP	MIN	FG	FGA	Pct.	3PM	3PA	Pct.	FT	FTA	Pct.	REB	AST	ST	BL	PTS	AVG
2008-09	41	1216	220	465	.473	0	1	.000	115	142	.810	288	67	18	82	555	13.5

DAN O'SULLIVAN

College: Fordham **Position:** C **Number:** 52 **Height:** 6-10 **Weight:** 250 **Born:** 3/3/68 **Acquired:** Signed by Toronto to a 10-day contract (April 9, 1996). **Departed:** Waived (April 18, 1996).

Year	GP	MIN	FG	FGA	Pct.	3PM	3PA	Pct.	FT	FTA	Pct.	REB	AST	ST	BL	PTS	AVG
1995-96	5	139	13	35	.371	0	1	.000	7	8	.875	32	2	2	4	33	6.6

MILT PALACIO

College: Colorado State **Position:** G **Number:** 10 **Height:** 6-3 **Weight:** 195 **Born:** 2/7/78 **Acquired:** Signed as a free agent (July 16, 2003).
Departed: Free agent (July 1, 2005).

	GP	MIN	FG	FGA	Pct.	3PM	3PA	Pct.	FT	FTA	Pct.	REB	AST	ST	BL	PTS	AVG
2003-04	59	1211	104	298	.349	4	26	.154	45	68	.662	102	184	41	11	257	4.4
2004-05	80	1533	175	392	.446	2	12	.167	115	155	.742	134	279	48	13	467	5.8
Totals	139	2744	279	690	.404	6	38	.158	160	223	.717	236	463	89	24	724	5.2

JANNERO PARGO

College: Arkansas **Position:** G **Number:** 2 **Height:** 6-1 **Weight:** 175 **Born:** 10/22/79 **Acquired:** Signed by Toronto as a free agent (February 24, 2004).
Departed: Waived (March 5, 2004).

	GP	MIN	FG	FGA	Pct.	3PM	3PA	Pct.	FT	FTA	Pct.	REB	AST	ST	BL	PTS	AVG
2003-04	5	71	9	29	.310	0	5	.000	0	0	---	4	12	4	1	18	3.6

ANTHONY PARKER

College: Bradley **Position:** G **Number:** 18 **Height:** 6-6 **Weight:** 210 **Born:** 6/19/75 **Acquired:** Signed as a free agent (July 13, 2006). **Departed:** Signed as a free-agent with by Cleveland (July 13, 2009).

	GP	MIN	FG	FGA	Pct.	3PM	3PA	Pct.	FT	FTA	Pct.	REB	AST	ST	BL	PTS	AVG
2006-07	73	2437	328	687	.477	115	261	.441	132	158	.835	283	153	73	11	903	12.4
2007-08	82	2634	395	829	.476	133	304	.438	102	125	.816	334	183	79	17	1025	12.5
2008-09	80	2637	321	754	.426	94	241	.415	121	145	.834	317	269	100	15	857	10.7
Totals	235	7708	1044	2270	.459	342	806	.424	355	429	.827	934	605	252	43	2785	11.8

Playoffs

	GP	MIN	FG	FGA	Pct.	3PM	3PA	Pct.	FT	FTA	Pct.	REB	AST	ST	BL	PTS	AVG
2006-07	6	240	26	62	.419	8	20	.400	31	39	.795	32	6	9	2	91	15.2
2007-08	5	196	20	49	.408	5	17	.294	12	14	.857	30	10	4	2	57	11.4
Totals	11	436	46	111	.414	13	37	.351	43	53	.857	62	16	13	4	148	13.5

MORRIS PETERSON

College: Michigan State **Position:** G **Number:** 24 **Height:** 6-7 **Weight:** 225 **Born:** 4/26/77 **Acquired:** First-round draft choice, 21st overall (June 2000).
Departed: Free agent (July 1, 2007).

	GP	MIN	FG	FGA	Pct.	3PM	3PA	Pct.	FT	FTA	Pct.	REB	AST	ST	BL	PTS	AVG
2000-01	80	1809	290	673	.431	63	165	.382	104	145	.717	259	105	63	20	747	9.3
2001-02	63	1988	336	768	.438	84	231	.364	127	169	.751	223	153	73	11	883	14.0
2002-03	82	2949	421	1073	.392	116	344	.337	195	247	.789	363	188	88	32	1153	14.1
2003-04	82	2148	238	587	.405	126	340	.371	76	94	.809	261	113	88	14	678	8.3
2004-05	82	2510	356	848	.420	129	335	.385	188	226	.783	340	169	91	18	1029	12.5
2005-06	82	3140	478	1096	.436	177	448	.395	241	294	.820	381	190	104	15	1374	16.8
2006-07	71	1515	222	517	.429	106	295	.359	84	123	.683	237	47	45	12	634	8.9
Totals	542	16059	2341	5562	.421	801	2158	.371	1015	1298	.782	2064	965	552	122	6498	12.0

Playoffs

	GP	MIN	FG	FGA	Pct.	3PM	3PA	Pct.	FT	FTA	Pct.	REB	AST	ST	BL	PTS	AVG
2000-01	8	110	18	35	.514	4	9	.444	3	4	.750	12	15	6	0	43	5.4
2001-02	5	154	18	49	.367	2	17	.118	8	10	.800	14	11	5	3	46	9.2
2006-07	6	183	15	29	.517	6	12	.500	5	6	.833	27	2	2	2	41	6.8
Totals	19	447	51	113	.451	12	40	.300	16	20	.800	53	28	13	5	130	6.8

ED PINCKNEY

College: Villanova **Position:** F **Number:** 54 **Height:** 6-9 **Weight:** 240 **Born:** 3/27/63 **Acquired:** Drafted by Toronto in the 10th round (19th selection) in 1995 expansion draft. **Departed:** Traded to Philadelphia with Tony Massenburg and the right to swap first round draft picks in either 1996 or 1997, and a second round option, for Sharone Wright (February 22, 1996).

	GP	MIN	FG	FGA	Pct.	3PM	3PA	Pct.	FT	FTA	Pct.	REB	AST	ST	BL	PTS	AVG
1995-96	47	1031	117	233	.502	0	3	.000	94	124	.758	282	50	31	17	328	7.0

ALEKSANDER RADOJEVIC

College: Barton County CC **Position:** C **Number:** 10 **Height:** 7-3 **Weight:** 250 **Born:** 8/8/76 **Acquired:** Drafted by Toronto in the 1st round (12th selection) of the 1999 NBA Draft. **Departed:** Traded with Kevin Willis, Garth Joseph and a second-round draft pick to Denver for Keon Clark, Tracy Murray and Mamadou N'diaye (January 12, 2001).

	GP	MIN	FG	FGA	Pct.	3PM	3PA	Pct.	FT	FTA	Pct.	REB	AST	ST	BL	PTS	AVG
1999-2001	3	24	2	7	.286	0	0	---	3	6	.500	8	1	2	1	7	2.3

SHAWN RESPERT

College: Michigan St. **Position:** G **Number:** 24 **Height:** 6-2 **Weight:** 195 **Born:** 2/6/72 **Acquired:** Traded by Milwaukee for Acie Earl (February 20, 1997).
Departed: Waived (March 19, 1998).

	GP	MIN	FG	FGA	Pct.	3PM	3PA	Pct.	FT	FTA	Pct.	REB	AST	ST	BL	PTS	AVG
1996-97	27	412	53	120	.442	19	48	.396	27	32	.844	32	32	20	2	152	5.6
1997-98	47	696	94	209	.450	25	67	.373	44	54	.815	73	44	29	1	257	5.5
Totals	74	1108	147	329	.447	44	115	.383	71	86	.826	105	76	49	3	409	5.5

ALVIN ROBERTSON

College: Arkansas **Position:** G **Number:** 7 **Height:** 6-4 **Weight:** 208 **Born:** 7/22/62 **Acquired:** Signed as a free agent (October 3, 1995).
Departed: Rights renounced (July 24, 1996).

	GP	MIN	FG	FGA	Pct.	3PM	3PA	Pct.	FT	FTA	Pct.	REB	AST	ST	BL	PTS	AVG
1995-96	77	2478	285	607	.470	41	151	.272	107	158	.677	342	323	166	36	718	9.3

FORMER RAPTORS

CARLOS ROGERS

College: Tennessee St. **Position:** F **Number:** 34 **Height:** 6-11 **Weight:** 232 **Born:** 2/6/71 **Acquired:** Traded by Golden State with Victor Alexander and the draft rights to Martin Lewis, Michael McDonald and Dwayne Whitfield for B.J. Armstrong (September 18, 1995). **Departed:** Traded to Portland with Damon Stoudamire and Walt Williams for Kenny Anderson, Gary Trent, Alvin Williams, two first round draft picks, a second round draft pick and cash (February 13, 1998).

	GP	MIN	FG	FGA	Pct.	3PM	3PA	Pct.	FT	FTA	Pct.	REB	AST	ST	BL	PTS	AVG
1995-96	56	1043	178	344	.517	3	21	.143	71	130	.545	170	35	25	48	430	7.7
1996-97	56	1397	212	404	.525	25	66	.379	102	170	.600	304	37	42	69	551	9.8
1997-98	18	351	45	87	.517	0	1	.000	18	32	.563	65	16	9	8	108	6.0
Totals	130	2791	435	835	.521	28	88	.318	191	332	.575	539	88	76	125	1089	8.4

ROY ROGERS

College: Alabama **Position:** F **Number:** 9 **Height:** 6-10 **Weight:** 235 **Born:** 8/19/73 **Acquired:** Traded by Boston with Chauncey Billups, Dee Brown and John Thomas for Kenny Anderson, Popeye Jones and Zan Tabak (February 18, 1998). **Departed:** Traded to Houston with two 1998 first round draft picks for Kevin Willis (June 9, 1998).

	GP	MIN	FG	FGA	Pct.	3PM	3PA	Pct.	FT	FTA	Pct.	REB	AST	ST	BL	PTS	AVG
1997-98	6	69	6	17	.353	0	0	---	1	4	.250	12	1	1	4	13	2.2

JALEN ROSE

College: Michigan **Position:** G/F **Number:** 5 **Height:** 6-8 **Weight:** 215 **Born:** 1/30/73 **Acquired:** Traded by Chicago with Donyell Marshall and Lonny Baxter for Antonio Davis, Jerome Williams and Chris Jefferies (December 1, 2003). **Departed:** Traded to New York with a future first-round pick for Antonio Davis (February 3, 2006).

	GP	MIN	FG	FGA	Pct.	3PM	3PA	Pct.	FT	FTA	Pct.	REB	AST	ST	BL	PTS	AVG
2003-04	50	1968	308	752	.410	46	148	.311	148	180	.822	202	273	39	18	810	16.2
2004-05	81	2710	527	1159	.455	108	274	.394	333	390	.854	276	209	63	10	1495	18.5
2005-06	46	1236	180	446	.404	31	115	.270	166	217	.765	129	113	20	10	557	12.1
Totals	177	5914	1010	2357	.428	185	537	.344	647	787	.822	607	595	122	38	2862	16.1

CLIFFORD ROZIER

College: Louisville **Position:** C/F **Number:** 6 **Height:** 6-11 **Weight:** 255 **Born:** 10/31/72 **Acquired:** Signed to a 10-day contract (January 23, 1997), signed for remainder of the season (February 1, 1997). **Departed:** Signed as a free agent by Minnesota (October 1, 1998).

	GP	MIN	FG	FGA	Pct.	3PM	3PA	Pct.	FT	FTA	Pct.	REB	AST	ST	BL	PTS	AVG
1996-97	41	732	79	173	.457	0	2	.000	31	61	.508	234	31	24	44	189	4.6

JOHN SALLEY

College: Georgia Tech **Position:** F/C **Number:** 22 **Height:** 6-11 **Weight:** 255 **Born:** 6/16/64 **Acquired:** Drafted by Toronto in the 13th round (25th selection) in 1995 expansion draft. **Departed:** Waived (February 2, 1996).

	GP	MIN	FG	FGA	Pct.	3PM	3PA	Pct.	FT	FTA	Pct.	REB	AST	ST	BL	PTS	AVG
1995-96	25	482	51	105	.486	0	0	---	47	65	.723	97	39	11	12	149	6.0

REGGIE SLATER

College: Wyoming **Position:** F **Number:** 35 **Height:** 6-7 **Weight:** 255 **Born:** 8/27/70 **Acquired:** Signed as a free agent (January 25, 1997). **Departed:** Rights renounced (August 31, 1999).

	GP	MIN	FG	FGA	Pct.	3PM	3PA	Pct.	FT	FTA	Pct.	REB	AST	ST	BL	PTS	AVG
1996-97	26	406	82	149	.550	0	2	.000	39	75	.520	95	21	9	6	203	7.8
1997-98	78	1662	211	459	.460	0	0	---	203	322	.630	305	74	45	30	625	8.0
1998-99	30	263	31	81	.383	0	0	---	53	85	.624	70	5	3	3	115	3.8
Totals	134	2331	324	689	.470	0	2	.000	295	482	.612	470	100	57	39	943	7.0

UROS SLOKAR

Country: Slovenia **Position:** F **Number:** 10 **Height:** 6-11 **Weight:** 245 **Born:** 5/14/83 **Acquired:** Second-round raft choice, 58th overall (June 2005). **Departed:** Free agent (July 1, 2007).

	GP	MIN	FG	FGA	Pct.	3PM	3PA	Pct.	FT	FTA	Pct.	REB	AST	ST	BL	PTS	AVG
2006-07	20	72	14	26	.538	1	2	.500	9	13	.692	14	1	1	2	38	1.9
Totals	20	72	14	26	.538	1	2	.500	9	13	.692	14	1	1	2	38	1.9

WILL SOLOMON

College: Clemson **Position:** G **Number:** 5 **Height:** 6-1 **Weight:** 185 **Born:** 7/20/78 **Acquired:** Signed: as a free agent (July 28, 2009). **Departed:** Traded to Sacramento in a three-team deal. Toronto received centre Patrick O'Bryant from Boston (February 19).

	GP	MIN	FG	FGA	Pct.	3PM	3PA	Pct.	FT	FTA	Pct.	REB	AST	ST	BL	PTS	AVG
2008-09	39	544	79	181	.436	15	57	.263	20	24	.833	43	123	20	4	193	4.9

PAPE SOW

College: Cal State Fullerton **Position:** C **Number:** 9 **Height:** 6-10 **Weight:** 250 **Born:** 11/22/81 **Acquired:** Acquired the draft rights from Miami for Albert Miralles (June 2004). **Departed:** Free agent (July 1, 2007).

	GP	MIN	FG	FGA	Pct.	3PM	3PA	Pct.	FT	FTA	Pct.	REB	AST	ST	BL	PTS	AVG
2004-05	27	255	23	58	.397	0	0	---	16	27	.593	57	2	12	4	62	2.3
2005-06	42	590	53	123	.431	0	0	---	41	57	.719	146	8	21	19	147	3.5
2006-07	7	34	3	9	.333	0	0	---	4	6	.667	11	2	1	1	10	1.4
Totals	76	879	79	190	.416	0	0	---	80	187	.428	214	12	34	24	219	2.9

MICHAEL STEWART

College: California **Position:** C **Number:** 4 **Height:** 6-10 **Weight:** 230 **Born:** 4/25/75 **Acquired:** Signed as a free agent (January 21, 1999).
Departed: Traded with a first-round draft pick to Cleveland for Lamond Murray and a second-round draft pick (August 25, 2002).

	GP	MIN	FG	FGA	Pct.	3PM	3PA	Pct.	FT	FTA	Pct.	REB	AST	ST	BL	PTS	AVG
1998-99	42	394	22	53	.415	0	0	---	17	25	.680	99	5	4	28	61	1.5
1999-00	42	389	20	53	.377	0	0	---	18	32	.563	94	6	5	19	58	1.4
2000-01	26	123	11	34	.324	0	0	---	11	18	.611	29	2	4	3	33	1.3
2001-02	11	93	8	23	.348	0	0	---	6	11	.545	25	3	4	3	22	2.0
Totals	121	999	61	163	.374	0	0	---	52	86	.604	247	16	17	53	174	1.4
Playoffs																	
2000-01	2	4	0	1	.000	0	0	---	0	0	---	1	0	0	0	0	0.0

PEJA STOJAKOVIC

Country: Serbia **Position:** F **Number:** 16 **Height:** 6-10 **Weight:** 229 **Born:** 6/9/1977 **Acquired:** Traded by New Orleans with Jerryd Bayless and cash considerations for Jarrett Jack, Marcus Banks and David Andersen (November 20, 2010). **Departed:** Waived (January 20, 2011).

	GP	MIN	FG	FGA	Pct.	3PM	3PA	Pct.	FT	FTA	Pct.	REB	AST	ST	BL	PTS	AVG
2010-11	2	22	7	10	.700	4	6	.667	2	2	1.000	3	1	0	0	20	10.0

ED STOKES

College: Arizona **Position:** C **Number:** 40 **Height:** 7-0 **Weight:** 264 **Born:** 9/3/71 **Acquired:** Claimed off waivers from Seattle (October 21, 1997).
Departed: Waived (December 1, 1997).

	GP	MIN	FG	FGA	Pct.	3PM	3PA	Pct.	FT	FTA	Pct.	REB	AST	ST	BL	PTS	AVG
1997-98	4	17	1	3	.333	0	0	---	1	2	.500	4	1	1	2	3	0.8

DAMON STODAMIRE

College: Arizona **Position:** G **Number:** 20 **Height:** 5-10 **Weight:** 171 **Born:** 9/3/73 **Acquired:** Selected in 1995 draft, 1st round (7th overall).
Departed: Traded to Portland with Carlos Rogers and Walt Williams for Kenny Anderson, Gary Trent, Alvin Williams, two first round draft picks, a second round draft pick and cash (February 13, 1998).

	GP	MIN	FG	FGA	Pct.	3PM	3PA	Pct.	FT	FTA	Pct.	REB	AST	ST	BL	PTS	AVG
1995-96	70	2865	481	1129	.426	133	337	.395	236	296	.797	281	653	98	19	1331	19.0
1996-97	81	3311	564	1407	.401	176	496	.355	330	401	.823	330	709	123	13	1634	20.2
1997-98	49	2033	354	833	.425	65	205	.371	179	212	.844	217	399	80	5	952	19.4
Totals	200	8209	1399	3369	.415	374	1038	.360	745	909	.820	828	1761	301	37	3917	19.6

ROD STRICKLAND

College: DePaul **Position:** G **Number:** 1 **Height:** 6-3 **Weight:** 185 **Born:** 7/11/66 **Acquired:** Signed as a free agent (March 5, 2004).
Departed: Free agent (July 1, 2004).

	GP	MIN	FG	FGA	Pct.	3PM	3PA	Pct.	FT	FTA	Pct.	REB	AST	ST	BL	PTS	AVG
2003-04	15	282	28	84	.333	0	3	.000	15	22	.682	37	59	8	4	71	4.7

ZAN TABAK

Country: Croatia **Position:** C **Number:** 3 **Height:** 7-0 **Weight:** 245 **Born:** 6/15/70 **Acquired:** Drafted by Toronto in the 8th round (15th overall) in 1995 expansion draft. **Departed:** Traded with Kenny Anderson and Popeye Jones to Boston for Chauncey Billups, Dee Brown, Roy Rogers and John Thomas (February 18, 1998).

	GP	MIN	FG	FGA	Pct.	3PM	3PA	Pct.	FT	FTA	Pct.	REB	AST	ST	BL	PTS	AVG
1995-96	67	1332	225	414	.543	0	1	.000	64	114	.561	320	62	24	31	514	7.7
1996-97	13	218	32	71	.451	0	0	---	20	29	.690	49	14	6	11	84	6.5
1997-98	39	752	116	249	.466	0	1	.000	16	48	.333	154	36	15	27	248	6.4
Totals	119	2302	373	734	.508	0	2	.000	100	191	.524	523	112	45	69	846	7.1

JOHN THOMAS

College: Minnesota **Position:** F **Number:** 12 **Height:** 6-9 **Weight:** 265 **Born:** 9/8/75 **Acquired:** Traded by Boston with Dee Brown, Chauncey Billups and Roy Rogers for Kenny Anderson, Popeye Jones and Zan Tabak (February 18, 1998). **Departed:** Free agent (July 1, 2002).

	GP	MIN	FG	FGA	Pct.	3PM	3PA	Pct.	FT	FTA	Pct.	REB	AST	ST	BL	PTS	AVG
1997-98	21	167	14	33	.424	0	0	---	15	21	.714	36	4	3	3	43	2.0
1998-99	39	593	71	123	.577	0	1	.000	27	48	.563	134	15	17	9	169	4.3
1999-00	55	477	49	107	.458	0	1	.000	15	39	.385	75	9	12	14	114	2.1
Totals	115	1237	134	263	.510	0	2	.000	57	118	.483	245	28	32	26	326	2.8
Playoffs																	
1999-00	1	1	0	0	.000	0	0	---	0	0	---	0	0	0	0	0	0.0

GARY TRENT

College: Ohio **Position:** F **Number:** 33 **Height:** 6-8 **Weight:** 250 **Born:** 9/22/74 **Acquired:** Traded by Portland with Kenny Anderson, Alvin Williams, two first round draft picks, a second round pick and cash for Damon Stoudamire, Carlos Rogers and Walt Williams (February 13, 1998). **Departed:** Signed as a free agent by Dallas (January 23, 1999).

	GP	MIN	FG	FGA	Pct.	3PM	3PA	Pct.	FT	FTA	Pct.	REB	AST	ST	BL	PTS	AVG
1997-98	13	355	64	146	.438	0	3	.000	31	49	.633	104	14	8	8	159	12.2

P.J. TUCKER

College: Texas **Position:** F **Number:** 1 **Height:** 6-5 **Weight:** 225 **Born:** 5/5/85 **Acquired:** Second-round draft choice, 35th overall (June 2006).
Departed: Released (March 24, 2007).

	GP	MIN	FG	FGA	Pct.	3PM	3PA	Pct.	FT	FTA	Pct.	REB	AST	ST	BL	PTS	AVG
2006-07	17	83	11	22	.500	0	0	---	8	14	.571	23	3	2	6	30	1.8

FORMER RAPTORS

HEDO TURKOGLU

Country: Turkey **Position:** F **Number:** 26 **Height:** 6-10 **Weight:** 220 **Born:** 3/19/79 **Acquired:** Signed and traded by Orlando for cash considerations. **Departed:** Traded to Phoenix in exchange for guard Leandro Barbosa and forward/centre Dwayne Jones (July 14, 2010).

	GP	MIN	FG	FGA	Pct.	3FG	3FGA	Pct.	FT	FTA	Pct.	REB	AST	ST	BLK	PTS	AVG
2009-10	74	2272	276	674	.409	108	289	.374	175	226	.774	343	304	55	32	835	11.3

ROKO UKIC

Country: Croatia **Position:** G **Number:** 1 **Height:** 6-5 **Weight:** 210 **Born:** 12/5/84 **Acquired:** Selected in the 2005 draft, second round (41st overall). **Departed:** Traded to Milwaukee with forward Carlos Delfino in exchange for forward Amir Johnson and forward Sonny Weems (August 18, 2009).

	GP	MIN	FG	FGA	PCT	3FG	3FGA	PCT	FT	FTA	PCT	REB	AST	ST	BLK	PTS	AVG
2008-09	72	890	123	324	.380	11	62	.177	44	60	.733	75	153	30	2	301	4.2

CHARLIE VILLANUEVA

College: Connecticut **Position:** F **Number:** 31 **Height:** 6-11 **Weight:** 240 **Born:** 8/24/84 **Acquired:** First-round draft choice, seventh eighth overall (June 2005). **Departed:** Traded to Milwaukee for T.J. Ford (July 1, 2006).

	GP	MIN	FG	FGA	Pct.	3PM	3PA	Pct.	FT	FTA	Pct.	REB	AST	ST	BL	PTS	AVG
2005-06	81	2361	435	940	.463	70	214	.327	113	160	.706	521	88	60	63	1053	13.0

JAKE VOSKUHL

College: Connecticut **Position:** C **Number:** 77 **Height:** 6-11 **Weight:** 255 **Born:** 11/1/77 **Acquired:** Signed as a free agent (December 14, 2008). **Departed:** Free agent (July 1, 2009).

	GP	MIN	FG	FGA	Pct.	3PM	3PA	Pct.	FT	FTA	Pct.	REB	AST	ST	BL	PTS	AVG
2008-09	38	240	12	45	.267	0	0	---	11	14	.768	59	8	3	4	35	0.9

JOHN WALLACE

College: Syracuse **Position:** F **Number:** 44 **Height:** 6-9 **Weight:** 225 **Born:** 2/9/74 **Acquired:** Traded by New York as part of a three-team deal whereby a first-round draft pick went to New York and a second round draft pick went to Portland (October 10, 1997). **Departed:** Free agent (July 1, 1999).

	GP	MIN	FG	FGA	Pct.	3PM	3PA	Pct.	FT	FTA	Pct.	REB	AST	ST	BL	PTS	AVG
1997-98	82	2361	468	979	.478	1	2	.500	210	293	.717	373	110	62	101	1147	14.0
1998-99	48	812	153	354	.432	0	0	---	105	150	.700	171	46	12	43	411	8.6
Totals	130	3173	621	1333	.466	1	2	.500	315	443	.711	544	156	74	144	1558	12.0

SONNY WEEMS

College: Arkansas **Position:** G-F **Number:** 24 **Height:** 6-6 **Weight:** 205 **Born:** 7/8/1986 **Acquired:** Traded by Milwaukee with forward Amir Johnson for guard-forward Carlos Delfino and guard Roko Ukic (August 18, 2009). **Departed:** Signed with Zalgiris Kuanas in Lithuania (August 2, 2011).

	GP	MIN	FG	FGA	Pct.	3PM	3PA	Pct.	FT	FTA	Pct.	REB	AST	ST	BL	PTS	AVG
2009-10	69	1368	236	458	.515	2	15	.133	44	64	.688	192	101	39	25	518	7.5
2010-11	59	1413	228	513	.444	17	61	.279	72	94	.766	153	104	34	2	545	9.2
Totals	128	2781	464	965	.480	19	76	.250	116	158	.734	345	205	73	27	1063	8.3

DONALD WHITESIDE

College: Northern Illinois **Position:** G **Number:** 12 **Height:** 5-10 **Weight:** 170 **Born:** 4/25/69 **Acquired:** Signed by Toronto as a free agent (October 4, 1996). **Departed:** Waived (January 6, 1997).

	GP	MIN	FG	FGA	Pct.	3PM	3PA	Pct.	FT	FTA	Pct.	REB	AST	ST	BL	PTS	AVG
1996-97	27	259	18	55	.327	12	36	.333	11	15	.733	12	36	11	0	59	2.2

DWAYNE WHITFIELD

College: Jackson State **Position:** F **Number:** 23 **Height:** 6-9 **Weight:** 240 **Born:** 8/21/72 **Acquired:** Draft rights traded by Golden State with Victor Alexander, Carlos Rogers and the rights to Martin Lewis and Michael McDonald to Toronto (September 18, 1995). **Departed:** Renounced (July 24, 1996).

	GP	MIN	FG	FGA	Pct.	3PM	3PA	Pct.	FT	FTA	Pct.	REB	AST	ST	BL	PTS	AVG
1995-96	8	122	13	30	.433	0	0	---	14	22	.636	25	2	3	2	40	5.0

AARON WILLIAMS

College: Xavier (Ohio) **Position:** F **Number:** 34 **Height:** 6-9 **Weight:** 235 **Born:** 10/2/71 **Acquired:** Traded by New Jersey with Eric Williams, Alonzo Mourning and two first-round draft picks for Vince Carter (December 17, 2004). **Departed:** Free agent (August 1, 2006)

	GP	MIN	FG	FGA	Pct.	3PM	3PA	Pct.	FT	FTA	Pct.	REB	AST	ST	BL	PTS	AVG
2004-05	23	165	15	36	.417	0	0	---	6	7	.857	29	1	3	6	36	1.6
2005-06	14	99	10	19	.526	0	0	---	5	6	.833	15	4	3	5	25	1.8
Totals	37	264	25	55	.454	0	0	---	11	13	.846	44	5	6	11	61	1.6

ALVIN WILLIAMS

College: Villanova **Position:** G **Number:** 20 **Height:** 6-5 **Weight:** 195 **Born:** 8/6/74 **Acquired:** Traded by Portland with Kenny Anderson and Gary Trent, two first-round draft picks, a second-round draft pick and cash for Damon Stoudamire, Carlos Rogers and Walt Williams (February 13, 1998). **Departed:** Released (July 26, 2006).

	GP	MIN	FG	FGA	Pct.	3PM	3PA	Pct.	FT	FTA	Pct.	REB	AST	ST	BL	PTS	AVG
1997-98	13	207	16	44	.364	2	4	.500	7	11	.636	21	20	8	3	41	3.2
1998-99	50	1051	95	237	.401	14	42	.333	44	52	.846	82	130	51	12	248	5.0
1999-00	55	779	114	287	.397	16	55	.291	48	65	.738	85	126	34	11	292	5.3
2000-01	82	2394	330	767	.430	33	108	.306	109	145	.752	212	407	123	26	802	9.8
2001-02	82	2927	403	971	.415	62	193	.321	103	140	.736	281	468	135	26	971	11.8
2002-03	78	2638	396	905	.438	48	146	.329	187	239	.782	245	416	111	21	1027	13.2
2003-04	56	1730	201	496	.405	26	89	.292	66	85	.776	150	224	55	10	494	8.8

2004-05 Injured – microfracture surgery, right knee

	GP	MIN	FG	FGA	Pct.	3PM	3PA	Pct.	FT	FTA	Pct.	REB	AST	ST	BL	PTS	AVG
2005-06	1	10	0	3	.000	0	2	.000	1	2	.500	3	0	0	0	1	1.0

Totals	417	11736	1555	3710	.419	201	639	.314	565	739	.764	1079	1791	517	109	3875	9.92
--------	-----	-------	------	------	------	-----	-----	------	-----	-----	------	------	------	-----	-----	------	------

Playoffs

1999-00	1	1	0	0	.000	0	0	---	0	0	---	0	0	0	0	0	0.0
2000-01	12	486	69	160	.431	10	28	.357	17	25	.680	35	50	15	8	165	13.8
2001-02	5	196	24	75	.320	3	14	.214	9	11	.818	24	28	6	2	60	12.0
Totals	18	683	93	235	.396	13	42	.310	26	36	.722	59	78	21	10	225	12.5

ERIC WILLIAMS

College: Providence **Position:** F **Number:** 17 **Height:** 6-8 **Weight:** 220 **Born:** 7/17/72 **Acquired:** Traded by New Jersey with Aaron Williams, Alonzo Mourning and two first-round draft picks for Vince Carter. **Departed:** Traded with Matt Bonner to San Antonio for Rasho Nesterovic (June 21, 2006).

	GP	MIN	FG	FGA	Pct.	3PM	3PA	Pct.	FT	FTA	Pct.	REB	AST	ST	BL	PTS	AVG
2004-05	34	583	55	145	.379	11	33	.333	38	53	.717	77	50	22	2	159	4.7
2005-06	28	352	29	75	.387	5	18	.278	28	38	.737	50	15	7	2	91	3.3
Totals	62	935	84	220	.381	16	51	.313	66	91	.725	127	65	29	4	250	4.0

HERB WILLIAMS

College: Ohio State **Position:** F/C **Number:** 32 **Height:** 6-11 **Weight:** 240 **Born:** 2/16/58 **Acquired:** Traded by New York with Doug Christie and cash to Toronto for Willie Anderson and Victor Alexander (February 18, 1996). **Departed:** Waived (February 23, 1996).

	GP	MIN	FG	FGA	Pct.	3PM	3PA	Pct.	FT	FTA	Pct.	REB	AST	ST	BL	PTS	AVG
1995-96	1	31	3	8	.375	0	0	---	0	0	---	8	0	1	2	6	6.0

JEROME WILLIAMS

College: Georgetown **Position:** F **Number:** 13 **Height:** 6-9 **Weight:** 206 **Born:** 5/10/73 **Acquired:** Traded by Detroit with centre Eric Montross for forwards Corliss Williamson, Tyrone Corbin and Kornel David and a future first-round draft pick (February 22, 2001). **Departed:** Traded to Chicago with centre/forward Antonio Davis and forward Chris Jefferies for guard/forward Jalen Rose and forwards Donyell Marshall and Lonny Baxter (December 1, 2003).

	GP	MIN	FG	FGA	Pct.	3PM	3PA	Pct.	FT	FTA	Pct.	REB	AST	ST	BL	PTS	AVG
2000-01	26	378	48	93	.516	0	1	.000	35	45	.778	104	13	18	10	131	5.0
2001-02	68	1641	190	388	.490	0	0	---	138	204	.676	386	75	78	25	518	7.6
2002-03	71	2346	267	535	.499	1	6	.167	156	281	.555	650	95	116	26	691	9.7
2003-04	15	407	28	57	.491	0	1	.000	21	29	.724	128	11	19	3	77	5.1
Totals	180	4772	533	1073	.497	1	8	.125	350	559	.626	1268	194	231	64	1417	7.9

Playoffs

2000-01	11	164	12	24	.500	0	0	---	11	22	.500	45	9	10	6	35	3.2
2001-02	5	143	14	33	.424	0	0	---	8	12	.667	33	7	9	1	36	7.2
Totals	16	307	26	57	.456	0	0	---	19	34	.559	78	16	19	7	71	4.4

MICHEAL WILLIAMS

College: Baylor **Position:** G **Number:** 24 **Height:** 6-2 **Weight:** 175 **Born:** 7/23/66 **Acquired:** Traded by Minnesota with the rights to Zeljko Rebraca, a first-round draft pick of Denver and a future first-round draft pick of Minnesota to Toronto as part of a three-team deal whereby Chauncey Billups and the rights to Tyson Wheeler went to Denver and Dean Garrett and Bobby Jackson went to Minnesota (January 21, 1999). **Departed:** Rights renounced (August 1, 1999).

	GP	MIN	FG	FGA	Pct.	3PM	3PA	Pct.	FT	FTA	Pct.	REB	AST	ST	BL	PTS	AVG
1998-99	2	15	1	5	.200	0	0	---	0	0	---	1	0	0	0	2	1.0

WALT WILLIAMS

College: Maryland **Position:** F **Number:** 42 **Height:** 6-8 **Weight:** 230 **Born:** 4/16/70 **Acquired:** Signed as a free agent (August 29, 1996), re-signed (July 2, 1997). **Departed:** Traded to Portland with Damon Stoudamire and Carlos Rogers for Kenny Anderson, Gary Trent, Alvin Williams, two first round draft picks, a second round draft pick and cash (February 13, 1998).

	GP	MIN	FG	FGA	Pct.	3PM	3PA	Pct.	FT	FTA	Pct.	REB	AST	ST	BL	PTS	AVG
1996-97	73	2647	419	982	.427	175	437	.400	186	243	.765	367	197	97	62	1199	16.4
1997-98	28	876	125	319	.392	49	129	.380	49	60	.817	118	69	40	23	348	12.4
Totals	101	3523	544	1301	.418	224	566	.396	235	303	.776	485	266	137	85	1547	15.3

CORLISS WILLIAMSON

College: Arkansas **Position:** F **Number:** 35 **Height:** 6-7 **Weight:** 245 **Born:** 12/4/73 **Acquired:** Traded by Sacramento for Doug Christie (September 29, 2000). **Departed:** Traded with Tyrone Corbin, Kornel David and a future first-round draft pick (acquired from Orlando) to Detroit for Eric Montross and Jerome Williams (February 22, 2001).

	GP	MIN	FG	FGA	Pct.	3PM	3PA	Pct.	FT	FTA	Pct.	REB	AST	ST	BL	PTS	AVG
2000-01	42	886	153	325	.471	0	2	.000	84	130	.646	153	33	15	13	390	9.3

FORMER RAPTORS

KEVIN WILLIS

College: Michigan State **Position:** C/F **Number:** 42 **Height:** 7-0 **Weight:** 245 **Born:** 9/6/62 **Acquired:** Traded by Houston to Toronto for Roy Rogers and two 1998 first-round draft picks. (June 9, 1998). **Departed:** Traded with Garth Joseph, Alex Radojevic and a second-round draft pick for Keon Clark, Tracy Murray and Mamadou N'diaye (January 12, 2001).

	GP	MIN	FG	FGA	Pct.	3PM	3PA	Pct.	FT	FTA	Pct.	REB	AST	ST	BL	PTS	AVG
1998-99	42	1216	187	447	.418	0	2	.000	130	155	.839	350	67	28	28	504	12.0
1999-00	79	1679	236	569	.415	1	3	.333	131	164	.799	482	49	36	48	604	7.6
2000-01	35	771	124	269	.461	0	2	.000	61	81	.753	223	21	19	21	309	8.8
Totals	156	3666	547	1285	.426	1	7	.143	322	400	.805	1055	137	111	125	1417	9.1
Playoffs																	
1999-00	3	76	12	33	.364	0	0	---	15	20	.750	26	1	2	0	39	13.0

LOREN WOODS

College: Arizona **Position:** C **Number:** 3 **Height:** 7-1 **Weight:** 255 **Born:** 6/21/78 **Acquired:** Signed as a free agent. (August 9, 2004). **Departed:** Free agent (July 1, 2006).

	GP	MIN	FG	FGA	Pct.	3PM	3PA	Pct.	FT	FTA	Pct.	REB	AST	ST	TO	BL	PTS	AVG
2004-05	45	712	71	164	.433	0	1	.000	34	59	.576	220	17	8	37	39	176	3.9
2005-06	27	324	28	59	.475	0	1	.000	6	14	.429	110	4	9	16	23	62	2.3
Totals	72	1036	99	223	.443	0	1	.000	40	73	.547	330	21	17	53	62	238	3.3

HAYWOODE WORKMAN

College: Oral Roberts **Position:** G **Number:** 3 **Height:** 6-3 **Weight:** 200 **Born:** 1/23/66 **Acquired:** Claimed off waivers from Milwaukee (February 9, 2000). **Departed:** Rights renounced (September 14, 2000).

	GP	MIN	FG	FGA	Pct.	3PM	3PA	Pct.	FT	FTA	Pct.	REB	AST	ST	BL	PTS	AVG
1999-00	13	102	8	28	.286	3	14	.214	1	2	.500	9	17	9	0	20	1.5

ANTOINE WRIGHT

College: Texas A&M **Position:** G/F **Number:** 21 **Height:** 6-7 **Weight:** 215 **Born:** 2/6/84 **Acquired:** Traded by Dallas with forward Devean George in exchange for forward Shawn Marion, forward Kris Humphries, centre Nathan Jawai and cash considerations. **Departed:** Free agent (July 1, 2010).

	GP	MIN	FG	FGA	PCT	3FG	3FGA	PCT	FT	FTA	PCT	REB	AST	ST	BLK	PTS	AVG
2009-10	67	1392	162	399	.406	58	173	.335	53	77	.688	190	71	30	11	435	6.5

JULIAN WRIGHT

College: Kansas **Position:** F **Number:** 14 **Height:** 6-8 **Weight:** 225 **Born:** 5/20/1987 **Acquired:** Traded by New Orleans for guard Marco Belinelli (August 11, 2010). **Departed:** Free agent (July 1, 2011).

	GP	MIN	FG	FGA	Pct.	3PM	3PA	Pct.	FT	FTA	Pct.	REB	AST	ST	BL	PTS	AVG
2010-11	52	766	82	160	.513	2	10	.200	22	43	.512	118	58	39	20	188	3.6

SHARONE WRIGHT

College: Clemson **Position:** C **Number:** 4 **Height:** 6-11 **Weight:** 260 **Born:** 1/30/73 **Acquired:** Traded by Philadelphia to Toronto for Tony Massenburg, Ed Pinckney, and two draft picks (February 22, 1996). **Departed:** Retired (January 25, 1999).

	GP	MIN	FG	FGA	Pct.	3PM	3PA	Pct.	FT	FTA	Pct.	REB	AST	ST	BL	PTS	AVG
1995-96	11	298	65	128	.508	1	3	.333	50	73	.685	57	11	6	10	181	16.5
1996-97	60	1009	161	403	.400	0	1	.000	68	133	.511	186	28	15	50	390	6.5
1997-98	7	44	7	14	.500	0	0	---	2	4	.500	9	4	0	0	16	2.3
Totals	78	1351	233	545	.428	1	4	.250	120	210	.571	252	43	21	60	587	7.5

1995

JUNE 2: Hired Brendan Malone as head coach.

JUNE 24: Selected guard B.J. Armstrong (Chicago), forward Tony Massenburg (Los Angeles Clippers), centre Andres Guibert (Minnesota), guard Keith Jennings (Golden State), forward Dantonio Wingfield (Seattle), forward Doug Smith (Dallas), forward Jerome Kersey (Portland), centre Zan Tabak (Houston), guard Willie Anderson (San Antonio), forward Ed Pinckney (Milwaukee), centre Acie Earl (Boston), guard B.J. Tyler (Philadelphia), forward/centre John Salley (Miami) and centre/forward Oliver Miller (Detroit) in the NBA Expansion Draft.

JUNE 28: Selected guard Damon Stoudamire with the seventh overall pick in the NBA Draft and guard Jimmy King with the 35th pick.

JULY 20: Signed guard Vincenzo Esposito as a free agent.

AUGUST 3: Hired John Shumate, Darrell Walker and Bob Zuffelato as assistant coaches.

SEPTEMBER 18: Acquired centre Victor Alexander, forward Carlos Rogers and the draft rights to forward Dwayne Whitfield, guard Martin Lewis and guard Michael McDonald from the Golden State Warriors for guard B.J. Armstrong.

OCTOBER 3: Invited guard Gerrod Abram, centre Thomas Hamilton, guard Alvin Robertson, forward Kendrick Warren, guards Chris Whitney and Wayne Yearwood to training camp.

OCTOBER 4: Waived forward Jerome Kersey.

OCTOBER 12: Waived guard Gerrod Abram and guard Wayne Yearwood.

OCTOBER 17: Waived centre Thomas Hamilton and forward Kendrick Warren.

OCTOBER 31: Signed forward Tracy Murray as a free agent.

NOVEMBER 2: Waived centre Andres Guibert, forward Dwayne Whitfield and guard Chris Whitney. Placed guard Vincenzo Esposito (strained groin), forward Tony Massenburg (broken right foot), and guard B.J. Tyler (left leg nerve damage) on the injured list.

NOVEMBER 11: Activated guard Vincenzo Esposito and placed Victor Alexander (sore right ankle) on the injured list.

DECEMBER 22: Activated forward Tony Massenburg and placed guard Vincenzo Esposito (strained groin) on the injured list.

1996

FEBRUARY 2: Forward/Centre John Salley and the Raptors reached an agreement whereby his contract was bought out.

FEBRUARY 7: Activated guard Vincenzo Esposito.

FEBRUARY 18: Acquired guard Doug Christie, forward/centre Herb Williams and cash from the New York Knicks for guard Willie Anderson and centre Victor Alexander.

FEBRUARY 19: Placed centre Acie Earl (strained lower back) on the injured list.

FEBRUARY 22: Acquired centre Sharonne Wright from the Philadelphia 76ers for forwards Tony Massenburg, Ed Pinckney and the right to swap first-round draft picks in either 1996 or 1997 and a second-round option.

FEBRUARY 23: Waived forward/centre Herb Williams and re-signed forward Dwayne Whitfield (left knee effusion) and placed him on the injured list.

FEBRUARY 26: Activated forward Dwayne Whitfield.

MARCH 4: Activated centre Acie Earl and placed forward Dwayne Whitfield (left knee effusion) on the injured list.

MARCH 15: Activated forward forward Dwayne Whitfield and placed guard Alvin Robertson (bruised toe) on the injured list.

MARCH 22: Placed centre Sharonne Wright (back spasms) on the injured list.

MARCH 23: Activated guard Alvin Robertson.

APRIL 8: Placed forward Carlos Rogers (strained neck) on the injured list.

APRIL 9: Signed centre Dan O'Sullivan to a 10-day contract.

APRIL 21: Activated forward Carlos Rogers.

APRIL 22: Named Darrell Walker as head coach after Brendan Malone stepped down from the position. Jim Thomas hired as assistant coach.

JUNE 26: Selected centre Marcus Camby with the second overall pick in the NBA Draft.

JULY 1: Renounced the rights to guard Vincenzo Esposito.

JULY 23: Acquired forward Popeye Jones, the New York Knicks 1997 first-round draft pick, and the right to switch 1997 first-round picks with the Minnesota Timberwolves from the Dallas Mavericks for guard Jimmy King and a second-round draft pick in 1997 and 1998. Renounced the rights to centre/forward Oliver Miller.

JULY 24: Acquired guard Hubert Davis from the New York Knicks for the Knicks 1997 first-round draft pick (acquired from Dallas on July 23). Renounced the rights to guard Martin Lewis, guard Alvin Robertson and forward Dwayne Whitfield.

AUGUST 21: Signed guard Duane Cooper as a free agent.

AUGUST 29: Signed forward Walt Williams as a free agent.

SEPTEMBER 13: Signed guard Mark Hughes as a free agent.

OCTOBER 3: Invited guard Harold Miner, centre Mike Smrek, guard Corey Gaines, Michael McDonald and guard Donald Whiteside to training camp.

OCTOBER 6: Waived guard Duane Cooper.

OCTOBER 11: Signed centre Benoit Benjamin as a free agent.

OCTOBER 14: Waived guards Harold Miner and Michael McDonald.

OCTOBER 19: Waived Corey Gaines and centre Mike Smrek.

OCTOBER 31: Waived guard B.J. Tyler and placed guard Mark Hughes (dislocated finger on right hand) on the injured list.

NOVEMBER 12: Waived centre Benoit Benjamin.

NOVEMBER 13: Signed free agent forward Brad Lohaus and waived guard Mark Hughes.

NOVEMBER 16: Signed free agent centre Melvin Robinson (right knee tendinitis) and placed him on the injured list.

NOVEMBER 19: Activated centre Melvin Robinson and placed centre Zan Tabak (left foot plantar fasciitis) on the injured list.

NOVEMBER 27: Waived centre Melvin Robinson.

NOVEMBER 29: Signed free agent guard John Long.

NOVEMBER 30: Activated centre Zan Tabak and placed forward Carlos Rogers (asmtha) on the injured list.

DECEMBER 2: Signed free agent forward Earl Cureton and waived forward Brad Lohaus.

DECEMBER 3: Placed centre Zan Tabak (left foot plantar fasciitis) on the injured list.

DECEMBER 8: Activated forward Carlos Rogers.

DECEMBER 16: Placed centre Marcus Camby (strained lower back) on the injured list.

DECEMBER 17: Activated centre Zan Tabak.

DECEMBER 26: Activated centre Marcus Camby and placed guard Hubert Davis (right knee bone contusion) on the injured list.

1997

JANUARY 6: Signed free agent guard Martin Lewis and waived guard Donald Whiteside.

JANUARY 12: Signed Jimmy Oliver to a 10-day contract and placed forward/centre Earl Cureton (right knee tendinitis) on the injured list.

JANUARY 22: Placed centre Zan Tabak (left foot plantar fasciitis) on the injured list.

JANUARY 23: Signed centre/forward Clifford Rozier to a 10-day contract.

ALL-TIME TRANSACTIONS

JANUARY 25: Signed forward Reggie Slater to a 10-day contract.

FEBRUARY 1: Signed centre/forward Clifford Rozier for the remainder of the season, activated guard Hubert Davis and placed guard Martin Lewis (bone contusion right forearm) on the injured list.

FEBRUARY 3: Signed forward Reggie Slater for the remainder of the season.

FEBRUARY 13: Signed free agent centre/forward Oliver Miller for the remainder of the season. Announced the retirement of forward Earl Cureton. Placed guard John Long (strained lower back) on the injured list.

FEBRUARY 16: Hired Brendan Suhr as an assistant coach.

FEBRUARY 20: Acquired guard Shawn Respert from the Milwaukee Bucks for centre Acie Earl.

MARCH 23: Activated guard Martin Lewis and placed guard Hubert Davis (sprained left ankle) on the injured list.

APRIL 2: Activated guard John Long and placed centre/forward Oliver Miller (sprained left ankle) on the injured list.

JUNE 1: Brendan Suhr leaves Raptors assistant coaching position for similar post with Orlando.

JUNE 25: Selected guard/forward Tracy McGrady with the ninth overall pick in the NBA Draft.

JULY 2: Renounced the rights to guard Hubert Davis.

AUGUST 12: Hired Bob Kloppenburg as an assistant coach. Bob Zuffelato promoted to front office.

OCTOBER 2: Invited forward Rowan Barrett, centre John Coker, guard Chris Garner, guard Martin Lewis, guard John Long, centre Julius Nwosu and guard Brandon Williams to training camp.

OCTOBER 6: Waived guard Martin Lewis.

OCTOBER 9: Waived centre Julius Nwosu.

OCTOBER 10: Acquired forward John Wallace from the New York Knicks in a three-team trade whereby Toronto dealt a lottery-protected first-round draft pick to New York and a second-round draft pick to Portland, centre Chris Dudley went to New York and a 1998 first-round draft pick went to Portland.

OCTOBER 17: Waived forward Rowan Barrett and centre John Coker.

OCTOBER 21: Claimed centre Ed Stokes off waivers from Seattle.

OCTOBER 28: Waived guard Brandon Williams.

OCTOBER 30: Placed guard John Long (broken jaw), centre Ed Stokes (tendinitis in his right Achilles tendon) and centre Sharonne Wright (arm injuries) on the injured list.

OCTOBER 31: Signed guard Chris Garner.

NOVEMBER 12: Guard John Long announced retirement to take front office position. Activated centre Ed Stokes and placed forward Carlos Rogers (strained lower back) on the injured list.

NOVEMBER 26: Activated forward Carlos Rogers, placed centre Zan Tabak (sprained right ankle) and forward/guard Tracy MacGrady (sore left arch) on the injured list.

NOVEMBER 28: Signed free agent centre/forward Oliver Miller.

DECEMBER 1: Signed free agent forward/centre Tim Kempton and waived centre Ed Stokes.

DECEMBER 7: Activated forward/guard Tracy MacGrady and placed forward Popeye Jones (torn left ACL) on the injured list.

DECEMBER 8: Activated centre Zan Tabak and placed forward Carlos Rogers (strained lower back) on the injured list.

1998

JANUARY 6: Signed guard Lloyd Daniels and forward Bob McCann to 10-day contracts. Waived forward/centre Tim Kempton and received permission from the league for a hardship rule to sign an extra player due to the injury to forward Walt Williams.

JANUARY 12: Waived forward Bob McCann. Activated forward Carlos Rogers and placed forward Walt Williams (hyperextended left knee) on the injured list.

JANUARY 24: Activated forward Walt Williams and placed guard Chris Garner (right ankle tendinitis) on the injured list.

JANUARY 26: Elected not to renew the contract of guard Lloyd Daniels.

FEBRUARY 3: Activated guard Chris Garner.

FEBRUARY 4: Placed centre Zan Tabak (fractured metacarpal bone) on the injured list.

FEBRUARY 13: Acquired guard Kenny Anderson, forward Gary Trent, guard Alvin Williams, two first round draft picks, one second round pick and cash from the Portland Trail Blazers for guard Damon Stoudamire, forward Walt Williams and forward Carlos Rogers.

FEBRUARY 13: Promoted Butch Carter to interim head coach after Darrell Walker's resignation.

FEBRUARY 18: Acquired guard Chauncey Billups, guard Dee Brown, forward Roy Rogers and forward John Thomas from the Boston Celtics for guard Kenny Anderson, forward Popeye Jones and centre Zan Tabak. Placed guard Chris Garner (right ankle tendinitis) and guard Alvin Williams (right knee surgery) on the injured list.

MARCH 7: Activated centre Sharonne Wright.

MARCH 19: Waived guard Shawn Respert. Activated guard Chris Garner from the injured list.

MARCH 23: Placed centre Sharonne Wright (aggravated left shoulder) on the injured list.

MARCH 26: Activated forward Gary Trent.

MARCH 29: Activated guard Alvin Williams and placed forward Roy Rogers (inflammation of right knee) on the injured list.

JUNE 9: Acquired centre/forward Kevin Willis from the Houston Rockets for forward Roy Rogers and two first-round 1998 draft picks.

JUNE 12: Named Butch Carter as head coach on a full-time basis. Joe Harrington and Brian James hired as assistant coaches. Bob Zuffelato promoted to director of basketball operations.

JUNE 24: Selected forward Antawn Jamison with the fourth overall pick in the NBA Draft and traded his draft rights to the Golden State Warriors for the draft rights to guard/forward Vince Carter, selected fifth overall, and cash considerations. Selected forward Tyson Wheeler with the 47th overall pick.

JUNE 25: Acquired forward Charles Oakley, the draft rights to forward Sean Marks (selected 44th overall in the 1998 draft) and cash from New York for centre Marcus Camby.

1999

JANUARY 21: Acquired guard Micheal Williams, the rights to forward Zeljko Rebraca, a 1999 first-round draft pick from Denver and a future first-round draft pick from Minnesota in a three-team deal whereby guard Chauncey Billups and the rights to forward Tyson Wheeler went to Denver and centre Dean Garrett and guard Bobby Jackson went to Minnesota.

JANUARY 21: Signed free agent centre Michael Stewart.

JANUARY 21: Invited guard Mark Baker, forward Rowan Barrett, centre Will Cunningham, guard Negele Knight, and Jermaine Walker to training camp.

JANUARY 22: Signed free agent guard Alvin Williams.

JANUARY 25: Announced the retirement of centre Sharonne Wright.

JANUARY 27: Waived forward Rowan Barrett and Jermaine Walker.

FEBRUARY 4: Placed guard Negele Knight (sprained right ankle) and centre Michael Williams (left foot planter fasciitis) on the injured list.

FEBRUARY 15: Placed guard Mark Baker (strained right hip flexor) on the injured list.

FEBRUARY 17: Waived centre Will Cunningham. Activated guard Negele Knight.

FEBRUARY 19: Signed free agent forward Paul Rogers and waived guard Mark Baker. Placed forward Sean Marks (strained lower back) and Paul Rogers (broken ankle) on the injured list.

MARCH 11: Activated centre Michael Williams and placed guard Negele Knight (lower back strain) on the injured list.

MARCH 16: Activated forward Sean Marks and placed guard Michael Williams (sore left foot) on the injured list.

APRIL 30: Activated guard Negele Knight and placed forward Sean Marks (lower back strain) on the injured list.

JUNE 30: Selected forward Jonathan Bender with the fifth overall pick in the NBA Draft and centre Aleksandar Radojevic with the 12th pick.

AUGUST 1: Acquired forward/centre Antonio Davis from Indiana for the draft rights to forward Jonathan Bender. Renounced the rights to guard Micheal Williams.

AUGUST 5: Signed free agent guard Dell Curry.

AUGUST 10: Re-signed free agent centre Michael Stewart.

AUGUST 31: Re-signed free agent forward Charles Oakley. Renounced the rights to guard Negele Knight, Paul Rogers and forward Reggie Slater.

SEPTEMBER 23: Signed free agent guard Muggsy Bogues.

OCTOBER 4: Invited forward Antonio Lang and Percy Miller to training camp.

OCTOBER 27: Waived forward Antonio Lang and Percy Miller.

NOVEMBER 1: Placed guard Dee Brown (sore left knee) and forward Sean Marks (left knee patellar tendinitis) on the injured list.

NOVEMBER 4: Placed centre Aleksandar Radojevic (torn medial meniscus left knee) on the injured list.

NOVEMBER 13: Activated forward Sean Marks from the injured list.

NOVEMBER 16: Activated guard Dee Brown and placed forward Sean Marks (left knee patellar tendinitis) on the injured list.

DECEMBER 26: Activated forward Sean Marks and placed guard Dell Curry (left foot plantar fasciitis) on the injured list.

2000

JANUARY 14: Signed forward Antonio Lang to a 10-day contract and placed guard Dee Brown (sore left knee) on the injured list.

JANUARY 25: Signed forward Antonio Lang to a second 10-day contract.

JANUARY 26: Activated guard Dell Curry and placed forward Sean Marks (left knee patellar tendinitis) on the injured list.

FEBRUARY 4: Elected not to renew the contract of forward Antonio Lang.

FEBRUARY 9: Claimed guard Haywoode Workman off waivers from Milwaukee.

FEBRUARY 23: Activated guard Dee Brown and placed centre Michael Stewart (sprained right knee) on the injured list.

MARCH 14: Activated centre Michael Stewart and placed guard Dee Brown (upper respiratory tract infection) on the injured list.

MARCH 26: Activated guard Dee Brown and placed guard Haywoode Workman (back spasms) on the injured list.

APRIL 18: Activated centre Aleksandar Radojevic and guard Haywoode Workman and placed guard Muggsy Bogues (upper respiratory tract infection) and centre/forward Kevin Willis (upper respiratory tract infection) on the injured list.

JUNE 13: Relieved Butch Carter of head coaching duties.

JUNE 21: Named Lenny Wilkens head coach.

JUNE 28: Selected forward/guard Morris Peterson with the 21st overall pick in the NBA Draft and guard DeeAndre Hulett with the 46th overall pick.

JULY 13: Named Stan Albeck, Jim Brewer and Craig Neal assistant coaches, joining Brian James.

AUGUST 3: Acquired a first-round pick from the Orlando Magic for guard Tracy McGrady.

AUGUST 11: Signed free agent guard Mark Jackson.

SEPTEMBER 14: Re-signed free agent guard Muggsy Bogues and renounced rights to forward Sean Marks and guard Haywoode Workman.

SEPTEMBER 29: Acquired forward Corliss Williamson from Sacramento in exchange for guard Doug Christie.

OCTOBER 2: Invited forward Kornel David, forward/centre Taymon Domzalski, guard Curtis Haywood, forward Jacob Jaacks, centre Garth Joseph, guard Jeff Sheppard and forward Kendrick Spruel to training camp.

OCTOBER 7: Waived forward Jacob Jaacks and forward Kendrick Spruel.

OCTOBER 18: Waived forward/centre Taymon Domzalski.

OCTOBER 20: Signed forward Tyrone Corbin and claimed centre Nick Sheppard off waivers from Utah.

OCTOBER 23: Waived guard Curtis Haywood.

OCTOBER 25: Signed forward Vladimir Stepania.

OCTOBER 26: Waived guard Jeff Sheppard and centre Nick Sheppard.

OCTOBER 30: Waived forward Vladimir Stepania. Placed centre Garth Joseph (strained left rib cage muscle), centre Aleksandar Radojevic (back surgery) and centre Michael Stewart (left knee surgery) on the injured list.

NOVEMBER 10: Activated centre Garth Joseph and placed guard Muggsy Bogues (right knee surgery) on the injured list.

NOVEMBER 18: Activated centre Michael Stewart and placed centre Garth Joseph (bruised left rib) on the injured list.

DECEMBER 5: Activated centre Garth Joseph and placed forward Kornel David (back spasms) on the injured list.

DECEMBER 14: Activated forward Kornel David and placed centre Garth Joseph (strained right groin) on the injured list.

2001

JANUARY 12: Acquired centre Keon Clark, forward Tracy Murray and centre Mamadou N'diaye from Denver in exchange for centre/forward Kevin Willis, centre Garth Joseph, centre Aleksandar Radojevic and a second-round draft pick. Placed forward Tyrone Corbin (right knee effusion) and forward Kornel David (back spasms) on the injured list.

JANUARY 23: Activated guard Muggsy Bogues and placed centre Mamadou N'diaye (strained groin) on the injured list.

FEBRUARY 3: Activated centre Mamadou N'diaye and placed guard Muggsy Bogues (sore right knee) on the injured list.

FEBRUARY 22: Acquired guard Chris Childs and a first-round draft pick (originally Seattle's) from New York in exchange for guards Mark Jackson and Muggsy Bogues. Acquired forward Jerome Williams and centre Eric Montross from Detroit in exchange for forwards Corliss Williamson, Tyrone Corbin, Kornel David and a future first-round draft pick (acquired from Orlando). Placed centre Mamadou N'diaye (strained groin) on the injured list.

JUNE 27: Selected forward Michael Bradley with the 17th pick in the NBA Draft.

JULY 18: Re-signed forward Jerome Williams. Acquired forward Brian Skinner from Chicago for forward Charles Oakley and a second-round draft pick. Acquired a second-round draft pick in the 2002 NBA Draft for forward Zeljko Rebraca.

JULY 20: Re-signed guard Alvin Williams and forward/centre Antonio Davis.

AUGUST 1: Signed a contract extension with guard/forward Vince Carter.

AUGUST 2: Acquired centre Hakeem Olajuwon from Houston for a first- and second-round draft pick in the 2002 NBA Draft.

SEPTEMBER 28: Guards Carlos Arroyo and Mark Davis and forward Sean Colson invited to training camp.

ALL-TIME TRANSACTIONS

OCTOBER 12: Waived forward Sean Colson.

OCTOBER 24: Waived guard Mark Davis.

OCTOBER 26: Acquired forward Don MacLean and cash from the Miami Heat in exchange for trading centre Brian Skinner to the Cleveland Cavaliers. To complete the three-way deal, the Heat acquired forward/centre Chris Gatling from the Cavaliers in exchange for guard Ricky Davis.

OCTOBER 29: Waived forward Don MacLean.

OCTOBER 29: Placed guard Dell Curry (strained left hamstring), and centres Mamadou N'diaye (lower back dysfunction) and Michael Stewart (sore left knee) on the injured list.

NOVEMBER 13: Activated guard Dell Curry and placed forward Jerome Williams (bruised right knee) on the injured list.

NOVEMBER 22: Activated forward Jerome Williams and placed forward Michael Bradley (bruised right clavicle) on the injured list.

DECEMBER 9: Activated forward Michael Bradley and placed guard Carlos Arroyo (right Achilles tendinitis) on the injured list.

DECEMBER 20: Activated guard Carlos Arroyo and placed guard Chris Childs (sore right ankle/Achilles) on the injured list.

DECEMBER 28: Activated centre Michael Stewart and placed centre Hakeem Olajuwon (toe infection left foot) on the injured list.

2002

JANUARY 2: Activated guard Chris Childs and placed centre Michael Stewart (left knee inflammation) on the injured list.

JANUARY 4: Activated centre Mamadou N'diaye and placed forward/guard Morris Peterson (spiral fracture of the right index finger) on the injured list.

JANUARY 7: Waived guard Carlos Arroyo.

JANUARY 8: Activated centre Hakeem Olajuwon.

JANUARY 10: Signed guard Jermaine Jackson to a 10-day contract; placed centre Mamadou N'diaye (left quadriceps tendinitis) on the injured list.

JANUARY 19: Signed guard Jermaine Jackson to a second 10-day contract.

JANUARY 30: Signed guard Jermaine Jackson for the remainder of the season.

JANUARY 31: Activated centre Michael Stewart and placed centre Hakeem Olajuwon (strained right quadriceps) on the injured list.

FEBRUARY 12: Activated centre Mamadou N'diaye and forward/guard Morris Peterson; placed guard/forward Vince Carter (strained left quadriceps) and forward Jerome Williams (high right ankle sprain) on the injured list.

FEBRUARY 22: Activated forward Jerome Williams and placed centre Mamadou N'diaye (right foot plantar fasciitis) on the injured list.

FEBRUARY 24: Activated guard/forward Vince Carter and centre Hakeem Olajuwon; placed forwards Tracy Murray (back spasms) and Michael Bradley (right ankle sprain) on the injured list.

MARCH 17: Activated forward Michael Bradley and placed centre Michael Stewart (hernia) on the injured list.

MARCH 28: Signed guard Derrick Dial to a 10-day contract.

APRIL 7: Signed guard Derrick Dial for the remainder of the season.

JUNE 26: Selected guard Kareem Rush with the 20th pick in the NBA Draft. Acquired guard Lindsey Hunter and the draft rights to forward/guard Chris Jefferies from the Los Angeles Lakers for forward Tracy Murray and the draft rights to guard Kareem Rush.

JULY 22: Rescinded qualifying offer to centre Keon Clark.

JULY 26: Signed free agent centre Nate Huffman.

AUGUST 26: Exercised contract option on forward/guard Morris Peterson

SEPTEMBER 25: Acquired forward Lamond Murray and a second-round draft pick from Cleveland for centre Michael Stewart and a

first-round draft pick.

SEPTEMBER 28: Signed free agent centre/forward Jelani McCoy.

SEPTEMBER 30: Signed first-round draft pick forward Chris Jefferies to a contract through 2004-05.

OCTOBER 14: Released guard Robert Conley, forward Giannis Giannoulis and forward Jerod Ward.

OCTOBER 23: Signed guard Voshon Lenard.

OCTOBER 28: Released guard Jeff Myers, placed forward Lamond Murray (Lisfranc ligament tear, right midfoot), and centres Hakeem Olajuwon (lower back) and Eric Montross (stress reaction to a micro fracture in the talus bone, left foot) on the injured list.

NOVEMBER 6: Signed centre Greg Foster after the team was granted a special roster exemption under the NBA hardship rule.

NOVEMBER 20: Signed guard Jermaine Jackson after the team was granted a special roster exemption under the NBA hardship rule.

2003

JANUARY 7: Released guard Jermaine Jackson and centre Greg Foster.

JANUARY 8: Signed guard Rafer Alston and forward Art Long to 10-day contracts.

JANUARY 14: Signed forward Damone Brown to a 10-day contract with a third special roster exemption granted under the NBA's hardship rule.

JANUARY 16: Terminated the contract of centre Nate Huffman.

JANUARY 18: Signed guard Rafer Alston for the remainder of the season and forward Art Long to a second 10-day contract.

JANUARY 23: Released forward Damone Brown.

JANUARY 27: Released forward Art Long and signed forward/centre Zendon Hamilton to a 10-day contract.

FEBRUARY 10: Signed forward Maceo Baston for the remainder of the season and elected not to renew the contract of forward/centre Zendon Hamilton.

APRIL 17: Agreed to end Lenny Wilkens' coaching tenure.

JUNE 18: Kevin O'Neill became the fifth head coach in Raptors' history.

JUNE 26: Selected Chris Bosh with the fourth overall pick in the NBA Draft. Acquired draft rights to Matt Bonner from Chicago and selected Remon Van de Hare with the 52nd pick.

JUNE 30: Qualifying offer made to forward Maceo Baston.

JULY 16: Signed free agents forward Jerome Moiso and guard Mit Palacio.

JULY 17: Signed free agent centre Mengke Bateer.

AUGUST 13: Raptors sign free agents guard Rick Brunson and forward George Williams.

AUGUST 26: Centre Eric Montross retires. Kevin O'Neill named Bob Beyer, Shaun Brown, Tony Brown, Ron Oliver, Jim Sann and Jay Triano to Raptors coaching staff.

AUGUST 28: Acquired forward Michael Curry from Detroit for guard Lindsey Hunter.

SEPTEMBER 17: Signed free-agent centre Ken Johnson.

OCTOBER 27: Released centres Ken Johnson, Hakeem Olajuwon and Stanley Roberts, and forward George Williams.

NOVEMBER 9: Activated guard Rick Brunson and placed forward Chris Jefferies (lower back strain) on the injured list.

DECEMBER 1: Acquired guard/forward Jalen Rose, and forwards Donyell Marshall and Lonny Baxter from Chicago in exchange for forward Antonio Davis, and forwards Jerome Williams and Chris Jefferies. Placed Rick Brunson (strained right hamstring) on the injured list.

DECEMBER 16: Acquired guard Roger Mason Jr. from Chicago in exchange for guard Rick Brunson. Placed Mengke Bateer (strained left

knee) on the injured list.

DECEMBER 30: Activated centre Mengke Bateer and placed forward Lamond Murray (sore lower back) on the injured list.

2004

JANUARY 2: Acquired centre Robert Archibald from Orlando for centre Mengke Bateer, the rights to second-round draft pick Remon Van de Hare and the option to exchange second-round draft positions in the 2005 NBA draft.

JANUARY 10: Activated forward Lamond Murray and placed guard Milt Palacio (minor fracture, in his left wrist) on the injured list.

JANUARY 21: Activated guard Milt Palacio and placed forward Michael Curry on the injured list with bone chips in his right elbow.

FEBRUARY 10: Activated forward Michael Curry and placed guard/forward Jalen Rose (fracture of the fourth metacarpal in his left hand) on the injured list.

FEBRUARY 20: Activated forward Michael Bradley and placed guard/forward Vince Carter (moderate left ankle sprain) on the injured list.

FEBRUARY 21: Suspended forward Lamond Murray for one game for conduct detrimental to the team. (Served Feb. 22 vs. Sacramento)

FEBRUARY 24: Signed free-agent guard Jannero Pargo, placed forward Lonny Baxter (right knee tendonitis) on the injured list and waived centre Eric Montross.

FEBRUARY 28: Signed free-agent guard Dion Glover, placed guard Alvin Williams (arthroscopic surgery, right knee) on the injured list and waived forward Lonny Baxter.

MARCH 2: Activated guard/forward Vince Carter and placed forward Michael Bradley (right knee tendinosis) on the injured list.

MARCH 5: Signed free-agent guard Rod Strickland for the remainder of the season and waived guard Jannero Pargo.

MARCH 12: Signed free-agent forward Corie Blount for the remainder of the season, placed guard Milt Palacio (swollen left knee) on the injured list and waived forward Michael Bradley.

MARCH 14: Activated guard/forward Jalen Rose and placed centre Robert Archibald (sore lower back) on the injured list.

MARCH 17: Activated guard Alvin Williams and placed guard Roger Mason Jr. (sprained left ankle) on the injured list.

MARCH 24: Activated guard Milt Palacio and placed guard Alvin Williams (sore right knee) on the injured list.

MARCH 31: Activated centre Robert Archibald and placed centre Jerome Moiso (right hip flexor strain) on the injured list.

APRIL 1: Announced that Glen Grunwald's contract as senior vice-president and general manager, which expires June 30, 2004, will not be renewed and he relinquishes his general manager position effective immediately.

APRIL 7: Activated guard Roger Mason Jr. and placed guard Rod Strickland (sore upper back) on the injured list.

APRIL 16: Dismissed Head Coach Kevin O'Neill, along with assistants Bob Beyer, Tony Brown, Ron Oliver and Jim Sann.

JUNE 7: Announced Rob Babcock as Raptors general manager, Wayne Embry as senior advisor to the general manager and Alex English as director of player development / scout.

JUNE 24: Selected centre Rafael Araujo with the eighth pick in the NBA Draft. Acquired the draft rights to forward centre/forward Pape Sow and a 2005 second-round pick from the Miami Heat for the draft rights to centre Albert Miralles.

JUNE 29: Sam Mitchell became the sixth head coach in Raptors' history.

JUNE 30: Named Pete Babcock director of NBA player personnel.

JULY 2: Named Alex English, Jay Triano and Jim Todd as assistant coaches. Mike Evans named as a scout.

JULY 14: Signed free-agent guard Rafer Alston.

JULY 22: Named Scott Howard director of international player personnel and Mike McCollow assistant director of player personnel / director of video scouting.

AUGUST 18: Signed free-agent centre Loren Woods.

SEPTEMBER 20: Signed free-agent forward Matt Bonner.

OCTOBER 4: Signed free-agent forward Ousmane Cisse and guard Norm Richardson.

OCTOBER 22: Released forward Ousmane Cisse and guard Norm Richardson.

NOVEMBER 1: Placed centre/forward Jerome Moiso (left hamstring strain), Pape Sow (left knee tendinitis), and Alvin Williams (right knee inflammation) on the injured list.

NOVEMBER 12: Activated forward/centre Jerome Moiso and placed forward Donyell Marshall (strained right hamstring) on the injured list.

NOVEMBER 13: Activated forward Pape Sow and placed Roger Mason Jr. (sprained left ankle) on the injured list.

NOVEMBER 27: Activated forward Donyell Marshall and placed forward Pape Sow (left knee bursitis) on the injured list.

DECEMBER 10: Activated forward Pape Sow and placed guard/forward Vince Carter (strained left Achilles tendon) on the injured list.

DECEMBER 16: Waived guard Roger Mason Jr.

DECEMBER 17: Acquired forward Eric Williams, forward/centre Aaron Williams, centre Alonzo Mourning and two first-round picks from the Nets in exchange for guard/forward Vince Carter. Waived centre Jerome Moiso.

DECEMBER 27: Activated centre Rafael Araujo and placed centre Alonzo Mourning (right knee tendonitis) on the injured list.

2005

JANUARY 30: Suspended guard Rafer Alston for two games for conduct detrimental to the team. (Served January 30 versus Phoenix and February 2 at Indiana)

FEBRUARY 11: Reached an agreement with centre Alonzo Mourning to buy out the remaining two years of his contract.

MARCH 4: Activated forward/centre Pape Sow and placed forward Eric Williams (right calf strain) on the injured list.

MARCH 25: Activated forward Eric Williams and placed centre Loren Woods (sprained left shoulder) on the injured list.

APRIL 9: Signed guard Omar Cook to a 10-day contract and placed Donyell Marshall (strained right Achilles tendon) on the injured list.

APRIL 11: Named Wayne Embry special basketball advisor to the president.

APRIL 19: Signed guard Omar Cook for the remainder of the season.

JUNE 27: Exercised contract option on forward Chris Bosh.

JUNE 28: Selected forward Charlie Villanueva (seventh overall), forward Joey Graham (16th), guard Roko Ukic (41st) and forward Uros Slokar (58th) in the NBA Draft.

AUGUST 3: Signed free-agent guard Jose Calderon.

AUGUST 9: Re-signed forward/centre Pape Sow. Signed guard Chris Duhon to an offer sheet.

AUGUST 15: Designated centre Alonzo Mourning for the amnesty provision under the new Collective Bargaining Agreement. Offer sheet to Chris Duhon matched by Chicago.

AUGUST 22: Re-signed forward Matt Bonner.

ALL-TIME TRANSACTIONS

SEPTEMBER 1: Waived forward Lamond Murray.

OCTOBER 3: Signed guards Tierre Brown, Robert Pack and Corey Williams, forward Bryant Matthews and centre Toree Morris.

OCTOBER 4: Traded guard Rafer Alston to Houston for guard Mike James.

OCTOBER 22: Released guards Tierre Brown and Robert Pack along with forward Brant Matthews.

OCTOBER 27: Released guard Corey Williams and centre Toree Morris.

NOVEMBER 16: Signed free-agent guard Darrick Martin and designated centre/forward Pape Sow inactive.

NOVEMBER 20: Assigned centre/forward Pape Sow to the Arkansas RimRockers of the NBA Development League.

DECEMBER 9: Named Gene Keady assistant coach.

DECEMBER 30: Activated centre Loren Woods and placed guard Jose Calderon on the inactive list (sore right heel).

2006

JANUARY 6: Activated guard Jose Calderon and placed centre/forward Aaron Williams on the inactive list (stomach virus).

JANUARY 15: Activated centre Loren Woods and placed guard Mike James on the inactive list (sore lower back).

JANUARY 18: Recalled centre/forward Pape Sow from the Arkansas RimRockers of the NBA Development League.

JANUARY 20: Activated centre/forward Pape Sow and placed centre Rafael Araujo on the inactive list.

JANUARY 26: Relieved General Manager Rob Babcock of his duties. Named Special Advisor to the President Wayne Embry, Interim General Manager.

JANUARY 27: Relieved Director of NBA Player Development Pete Babcock, and Director of International Player Development, Scott Howard, of their duties.

JANUARY 31: Acquired two future second-round draft picks from New Orleans/Oklahoma City in exchange for centre/forward Aaron Williams.

FEBRUARY 3: Acquired centre/forward Antonio Davis from the New York Knicks in exchange for guard/forward Jalen Rose, a future first-round draft choice and an undisclosed amount of cash.

FEBRUARY 27: Named Rudy D'Amico, Darrell Hedric and Larry Siegfried to the scouting staff.

FEBRUARY 28: Named Bryan Colangelo president and general manager.

MARCH 15: Signed free-agent guard Andre Barrett to a 10-day contract and designated guard Jose Calderon inactive.

MARCH 23: Waived centre Antonio Davis.

MARCH 25: Signed guard Andre Barrett to a second 10-day contract.

MARCH 27: Signed centre James Lang to a 10-day contract.

APRIL 3: Released centre James Lang.

APRIL 4: Signed guard Andre Barrett for the remainder of the season and the 2006-07 season.

JUNE 8: Acquired forward Kris Humphries and centre Robert Whaley from the Utah Jazz for centre Rafael Araujo.

JUNE 21: Acquired centre Rasha Nesterovic and cash considerations from San Antonio for forwards Eric Williams and Matt Bonner, and a future second-round draft pick.

JUNE 21: Waived center Robert Whaley.

JUNE 22: Named Maurizio Gherardini vice president and assistant general manager.

JUNE 27: Exercised third-year options on forwards Joey Graham and Charlie Villanueva.

JUNE 28: Selected forward Andrea Bargnani (first overall) and forward P.J. Tucker (35th pick) in the NBA Draft. Traded the draft rights to forward Edin Bavecic (56th pick) to Philadelphia for cash considerations.

JUNE 30: Acquired guard T.J. Ford and cash considerations from Milwaukee for forward Charlie Villanueva.

JULY 1: Signed first-round draft pick forward Andrea Bargnani to a rookie scale contract through 2007-08, with two team option years to follow.

JULY 13: Signed free-agent guard Anthony Parker to a multi-year contract. Waived guard Andre Barrett.

JULY 14: Signed forward Chris Bosh to a multi-year contract extension.

JULY 24: Signed free-agent forward Jorge Garajosa to a multi-year contract.

JULY 25: Signed forward P.J. Tucker to a multi-year contract.

JULY 26: Signed free-agent guard Fred Jones to a multi-year contract. Released guard Alvin Williams.

JULY 27: Signed forward Uros Slokar to a contract for the 2006-07 season.

SEPTEMBER 27: Re-signed guard Darrick Martin to a contract for the 2006-07 season.

OCTOBER 15: Released forward LaVell Blanchard and centre Cezary Trybanski.

OCTOBER 31: Signed guard T.J. Ford to a multi-year extension. Exercised a fourth-year team option on forward Kris Humphries. Placed guard Darrick Martin, forward Uros Slokar and centre Pape Sow on the inactive list.

NOVEMBER 14: Placed forward Kris Humphries (sprained right ankle) on the inactive list and activated guard Darrick Martin.

NOVEMBER 20: Placed forward Kris Humphries (sprained right ankle) on the inactive list and activated guard Darrick Martin.

NOVEMBER 22: Placed guard Morris Peterson (partial tendon tear, left elbow) on the inactive list and activated forward Uros Slokar.

NOVEMBER 27: Named Dave Hopla as the team's Basketball Development Consultant.

DECEMBER 8: Placed forward Andrea Bargnani on the inactive list (sore lower back) and activated guard Darrick Martin.

DECEMBER 10: Placed forward Chris Bosh (bone bruise, left knee) and guard Darrick Martin on the inactive list. Activated forwards Andrea Bargnani and P.J. Tucker.

DECEMBER 27: Placed guard Morris Peterson (strained right-hamstring) on the inactive list. Activated forward Uros Slokar.

2007

JANUARY 5: Assigned forward P.J. Tucker to the Colorado 14ers of the NBA Development League. Activated forward Jorge Garbajosa.

JANUARY 22: Placed guard T.J. Ford on the inactive list (sore right ankle). Activated forward Pape Sow.

JANUARY 24: Placed forward Andrea Bargnani on the inactive list (flu-like symptoms). Activated forward Uros Slokar.

JANUARY 31: Placed guard Fred Jones (dislocated middle finger, right hand) and Pape Sow on the inactive list. Activated guard T.J. Ford. And forward Uros Slokar.

FEBRUARY 5: Recalled P.J. Tucker from the Colorado 14ers of the NBA Development League and placed on the inactive list.

FEBRUARY 22: Acquired guard Juan Dixon from the Portland Trail Blazers for guard/forward Fred Jones.

FEBRUARY 28: Placed guard Anthony Parker on the inactive list (sprained right ankle). Activated guard Darrick Martin.

MARCH 3: Placed forward Andrea Bargnani on the inactive list (family reasons). Activated forward P.J. Tucker.

MARCH 5: Reassigned forward P.J. Tucker to the Colorado 14ers of the NBA Development League.

MARCH 24: Released forward P.J. Tucker.

MARCH 25: Signed forward Luke Jackson to a 10-day contract.

APRIL 4: Signed forward Luke Jackson to a second 10-day contract.

APRIL 14: Signed forward Luke Jackson for the remainder of the season.
MAY 21: Re-signed Head Coach Sam Mitchell to a multi-year contract.
JUNE 14: Named Mike Evans assistant coach.

JUNE 15: Acquired guard Carlos Delfino from the Detroit Pistons in exchange for a second-round draft pick in 2009 and 2011.

JUNE 28: Acquired forward the draft rights to Giorgos Printezis from the San Antonio Spurs in exchange for Toronto's second-round pick in the 2008 NBA Draft

JULY 10: Signed free-agent forward Jamario Moon to a multi-year contract.

JULY 11: Signed free-agent forward Jason Kapono to a multi-year contract.

JULY 23: Signed free-agent forward Maceo Baston to a multi-year contract.

JULY 30: Named Masai Ujiri Director of Global Scouting.

SEPTEMBER 12: Named Eric Hughes as the team's Basketball Development Consultant.

SEPTEMBER 29: Signed Wayne Embry to a contract extension through 2009-10.

SEPTEMBER 29: Signed guard Darrick Martin through the 2007-08 season.

OCTOBER 5: Exercised a third-year team option on forward Andrea Bargnani.

OCTOBER 29: Exercised a fourth-year team option on forward Joey Graham.

OCTOBER 29: Waived forward Luke Jackson.

OCTOBER 31: Signed forward Kris Humphries to a contract extension through 2010-11.

NOVEMBER 4: Place forward Joey Graham on the inactive list (strained left quad). Activated forward Jamario Moon.

NOVEMBER 16: Placed forward Rasho Nesterovic on the inactive list (sprained right ankle). Activated forward Maceo Baston.

NOVEMBER 20: Placed forward Jorge Garbajosa on the inactive list (left ankle/leg injury). Activated guard Darrick Martin.

NOVEMBER 25: Placed guard T.J. Ford on the inactive list (arm stinger). Activated forward Joey Graham.

NOVEMBER 30: Placed forward Chris Bosh on the inactive list (right groin strain). Activated forward Maceo Baston.

DECEMBER 3: Placed forward Andrea Bargnani on the inactive list (hyper-extended left knee). Activated guard T.J. Ford.

DECEMBER 12: Place guard T.J. Ford on the inactive list (arm stinger). Activated guard Darrick Martin.

2008

FEBRUARY 11: Placed forward Joey Graham on the inactive list (strained right quad). Activated guard Darrick Martin.

FEBRUARY 13: Placed guard T.J. Ford on the inactive list (sprained right wrist). Activated forward Maceo Baston.

FEBRUARY 21: Acquired centre Primoz Brezec and cash from Detroit in exchange for guard Juan Dixon.

MARCH 2: Placed forward Chris Bosh on the inactive list (sore right knee). Activated forward Maceo Baston.

MARCH 16: Placed centre Primoz Brezec on the inactive list (sore groin). Activated guard Darrick Martin.

MARCH 27: Signed forward Linton Johnson to a 10-day contract. Waived guard Darrick Martin.

APRIL 2: Waived Linton Johnson.

MAY 15: Exercised team-option on forward Jamario Moon.

MAY 16: Centre Rasho Nesterovic exercises player option.

JUNE 18: Release forward Jorge Garbajosa.

JUNE 26: Selected centre Roy Hibbert (17th overall) in the NBA Draft.

JULY 8: Signed free-agent forward Hassan Adams to a multi-year contract.

JULY 9: Acquired centre Jermaine O'Neal and the draft rights to

forward Nathan Jawai from the Indiana Pacers in exchange for guard T.J. Ford, forwards Rasho Nesterovic and Maceo Baston and the draft rights to centre Roy Hibbert.

JULY 9: Re-signed guard Jose Calderon to a multi-year contract.

JULY 11: Signed forward Nathan Jawai to a multi-year contract.

JULY 12: Named Gord Herbert as assistant coach/player development.

JULY 13: Signed guard Jarret Jack to an offer sheet.

JULY 16: Signed guard Roko Ukic to a multi-year contract.

JULY 22: Promoted Maurizio Gherardini to Senior Vice-President of Basketball Operations, Marc Eversley to Assistant General Manager, Player Development, Masai Ujiri to Assistant General Manager, Player Personnel, Jim Kelly to Senior Director of Player Personnel, Steve Fruitman to Director of Basketball Administration, and Micah Nori to Director of NBA Scouting.

JULY 28: Signed free-agent guard Will Solomon.

SEPTEMBER 30: Signed forward Jamal Sampson.

OCTOBER 22: Waived forward Jamal Sampson.

OCTOBER 27: Exercised fourth-year team option on forward Andrea Bargnani.

OCTOBER 29: Placed centre Nathan Jawai on the inactive list.

DECEMBER 3: Relieved Sam Mitchell of head coaching duties and named assistant coach Jay Triano head coach on an interim basis.

DECEMBER 14: Signed free-agent centre Jake Voskuhl.

2009

JANUARY 7: Traded guard Hassan Adams and cash considerations to the L. A. Clippers for a conditional second round pick.

FEBRUARY 13: Traded centre Jermaine O'Neal, forward Jamario Moon and a conditional draft pick to Miami for forward Shawn Marion, guard Marcus Banks and cash considerations.

FEBRUARY 19: Traded guard Will Solomon to Sacramento and received centre Patrick O'Bryant in a three-team trade that also saw Sacramento receive cash considerations from Boston, while Boston received a conditional second-round pick in 2014 from Sacramento.

FEBRUARY 26: Assigned forward Nathan Jawai to the Idaho Stampede of the NBA D-League.

MARCH 6: Signed centre Pops Mensah-Bonsu for the remainder of the season.

MARCH 23: Recalled forward Nathan Jawai from the Idaho Stampede of the NBA D-League.

MARCH 24: Signed guard Quincy Douby to a 10-day contract.

APRIL 3: Reassigned forward Nathan Jawai to the Idaho Stampede of the NBA D-League.

APRIL 3: Signed guard Quincy Douby to a second 10-day contract.

APRIL 13: Signed guard Quincy Douby for the remainder of the season.

JUNE 9: Acquired forward Reggie Evans from Philadelphia in exchange for guard/forward Jason Kapono.

JUNE 16: Extended a qualifying offer to restricted free-agent guard/forward Carlos Delfino.

JUNE 25: Selected forward DeMar DeRozan ninth overall in the NBA Draft.

JUNE 29: Extended a qualifying offer to restricted free-agent forward Pops Mensah-Bonsu.

JULY 6: Withdrew qualifying offers to guard/forward Carlos Delfino and forward Pops Mensah-Bonsu.

JULY 8: Signed forward Andrea Bargnani to a multi-year extension.

JULY 9: Acquired forward Hedo Turkoglu in a sign and trade with Orlando, plus forward Devean George and guard Antoine Wright from Dallas as part of a four team trade. Dallas received forward Shawn Marion, forward Kris Humphries and forward Nathan Jawai, plus guard Greg Buckner from Memphis. The Grizzlies received forward Jerry

ALL-TIME TRANSACTIONS

Stackhouse from Dallas and a future second-round draft pick from Toronto. Orlando received cash considerations from Toronto.

JULY 9: Signed first-round draft pick DeMar DeRozan to a rookie scale contract.

JULY 9: Signed Jarrett Jack to an offer sheet.

JULY 21: Signed free-agent guard Jarrett Jack to a multi-year contract.

JULY 30: Signed free-agent centre Rashaun Thomas to a one-year contract.

JULY 30: Acquired guard Marco Belinelli from Golden State in exchange for forward Devean George and cash considerations.

AUGUST 18: Acquired forward Amir Johnson and guard-forward Sonny Weems from the Milwaukee Bucks for guard-forward Carlos Delfino and guard Roko Ukic.

OCTOBER 28: Placed forward Reggie Evans (left midfoot sprain), guard Sonny Weems (sore left foot) and Quincy Douby on the inactive list.

OCTOBER 29: Exercised a fourth-year team option on guard Marco Belinelli.

NOVEMBER 12: Released guard Quincy Douby.

NOVEMBER 15: Placed guard-forward Antoine Wright on the inactive list (sore left ankle). Activated guard Marcus Banks.

NOVEMBER 17: Claimed forward Pops Mensah-Bonsu off waivers from Houston.

NOVEMBER 17: Placed forward Hedo Turkoglu (sore left hip) and guard Marcus Banks on the inactive list. Activated guard-forward Antoine Wright and forward Pops Mensah-Bonsu.

NOVEMBER 18: Placed guard-forward Antoine Wright on the inactive list (sore left ankle). Activated forward Hedo Turkoglu.

NOVEMBER 22: Placed guard Marco Belinelli on the inactive list (sore left groin). Activated guard Marcus Banks.

DECEMBER 8: Placed guard Jose Calderon on the inactive list (sore left hip). Activated guard Marcus Banks.

DECEMBER 9: Placed centre-forward Andrea Bargnani on the inactive list (sore right ankle). Activated centre Patrick O'Bryant.

DECEMBER 13: Placed guard Jose Calderon on the inactive list (sore left hip). Activated guard Marcus Banks.

2010

JANUARY 3: Placed forward Hedo Turkoglu (upper respiratory) on the inactive list. Activated centre Patrick O'Bryant.

JANUARY 5: Waived forward Pops Mensah-Bonsu.

JANUARY 10: Placed guard Marcus Banks on the inactive list (upper respiratory infection). Activated centre Patrick O'Bryant.

JANUARY 17: Placed guard Marco Belinelli on the inactive list (flu like symptoms). Activated centre Patrick O'Bryant.

JANUARY 19: Placed guard Sonny Weems on the inactive list (pulled rib muscle). Activated guard Marco Belinelli.

JANUARY 22: Placed centre Andrea Bargnani on the inactive list (sore lower back). Activated centre Patrick O'Bryant.

JANUARY 27: Placed forward DeMar DeRozan (sprained right ankle) on the inactive list. Activated guard Marcus Banks.

FEBRUARY 3: Placed guard Jose Calderon on the inactive list (sprained right ankle). Activated forward DeMar DeRozan.

FEBRUARY 7: Placed guard Marco Belinelli on the inactive list (sore left ankle). Activated guard Jose Calderon.

FEBRUARY 10: Placed forward Hedo Turkoglu (personal reasons) and centre Patrick O'Bryant on the inactive list. Activated forward Reggie Evans and guard Marco Belinelli.

FEBRUARY 19: Placed forward Chris Bosh on the inactive list (sprained left ankle). Activated guard Marcus Banks.

MARCH 1: Placed guard Jose Calderon on the inactive list (right elbow laceration). Activated guard Marcus Banks.

MARCH 7: Placed forward Hedo Turkoglu on the inactive list (sore left

ankle). Activated forward Chris Bosh.

MARCH 17: Placed guard-forward Antoine Wright on the inactive list (sore right ankle). Activated guard Marcus Banks.

MARCH 20: Placed guard Marco Belinelli on the inactive list (sore lower back). Activated forward Antoine Wright.

MARCH 26: Placed forward Hedo Turkoglu on the inactive list (stomach flu). Activated guard Marco Belinelli.

APRIL 4: Signed forward Joey Dorsey for the remainder of the season.

APRIL 4: Placed forward Joey Dorsey on the inactive list.

APRIL 7: Placed forward Chris Bosh on the inactive list (maxilla and nasal fracture). Activated centre Patrick O'Bryant.

APRIL 11: Placed guard-forward Antoine Wright on the inactive list (sprained left ankle). Activated guard Marcus Banks.

JUNE 24: Selected forward Ed Davis 13th overall in the draft. Acquired the draft rights to centre Solomon Alabi from Dallas in exchange for a conditional second-round pick in 2013 and cash considerations.

JULY 6: Signed first-round draft pick Ed Davis to a rookie scale contract.

JULY 8: Re-signed forward Amir Johnson to a multi-year contract. Signed forward Linas Kleiza to an offer sheet.

JULY 9: Acquired two 2011 first-round draft picks and a trade exemption from Miami in a sign-and-trade for forward Chris Bosh.

JULY 14: Acquired guard Leandro Barbosa and forward/centre Dwayne Jones from Phoenix in exchange for forward Hedo Turkoglu.

JULY 17: Signed free-agent forward Linas Kleiza to a multi-year contract.

JULY 28: Acquired centre David Andersen and cash considerations from Houston in exchange for a 2015 protected second-round pick.

AUGUST 11: Acquired forward Julian Wright from New Orleans in exchange for guard Marco Belinelli.

SEPTEMBER 15: Signed free-agent forward Ronald Dupree.

SEPTEMBER 30: Exercised third-year team option on guard/forward DeMar DeRozan.

OCTOBER 19: Waived forward Ronald Dupree.

OCTOBER 27: Placed forward Ed Davis (right knee meniscus), guard Marcus Banks and centre Solomon Alabi on the inactive list.

NOVEMBER 6: Placed guard Sonny Weems on the inactive list (right knee tendonitis). Activated guard Marcus Banks.

NOVEMBER 10: Placed centre David Andersen (flu like symptoms) and guard Leandro Barbosa (left shoulder strain) on the inactive list. Activated centre Joey Dorsey and centre Solomon Alabi.

NOVEMBER 12: Placed forward Linas Kleiza (right achilles tendonitis) on the inactive list. Activated forward Ed Davis.

NOVEMBER 13: Placed forward Ed Davis (right knee meniscus) on the inactive list. Activated centre David Andersen.

NOVEMBER 15: Assigned centre Solomon Alabi to the Erie BayHawks (NBDL).

NOVEMBER 20: Acquired forward Peja Stojakovic, guard Jerryd Bayless and cash considerations from New Orleans in exchange for guard Jarrett Jack, guard Marcus Banks and centre David Andersen.

NOVEMBER 21: Assigned centre Ed Davis to the Erie BayHawks (NBDL).

NOVEMBER 28: Placed forward Reggie Evans (fractured right foot) on the inactive list.

NOVEMBER 29: Recalled forward Ed Davis from the Erie BayHawks (NBDL).

DECEMBER 1: Activated forward Ed Davis.

DECEMBER 9: Recalled centre Solomon Alabi from the Erie BayHawks (NBDL).

DECEMBER 10: Placed guard Jose Calderon (sore left foot) on the inactive list. Activated centre Solomon Alabi.

DECEMBER 17: Placed forward Peja Stojakovic (swollen left knee) on the inactive list. Activated guard Jose Calderon.

DECEMBER 26: Re-signed forward Ronald Dupree.

DECEMBER 27: Placed centre Andrea Bargnani (strained left calf) on the inactive list.

2011

JANUARY 4: Placed guard-forward Sonny Weems on the inactive list (back spasms). Activated centre Andrea Bargnani.

JANUARY 5: Waived forward Ronald Dupree.

JANUARY 6: Reassigned centre Solomon Alabi to the Erie BayHawks (NBDL).

JANUARY 13: Signed guard Sundiata Gaines to a 10-day contract.

JANUARY 14: Recalled centre Solomon Alabi from the Erie BayHawks (NBDL).

JANUARY 20: Waived forward Peja Stojakovic.

JANUARY 24: Acquired centre Alexis Ajinca, a future second-round draft pick and cash considerations from Dallas in exchange for the draft rights to Giorgos Printezis.

JANUARY 24: Signed guard Sundiata Gaines to second 10-day contract.

JANUARY 24: Placed guard Leandro Barbosa (strained right hamstring) and centre Alexis Ajinca on the inactive list. Activated guard Sonny Weems.

JANUARY 26: Waived guard Sundiata Gaines early from his 10-day contract. Signed guard Trey Johnson to a 10-day contract.

JANUARY 26: Placed forward Linas Kleiza (sore right knee) on the inactive list. Activated centre Alexis Ajinca.

FEBRUARY 7: Signed guard Trey Johnson to second 10-day contract.

FEBRUARY 8: Placed guard Jerryd Bayless (sprained right knee) on the inactive list. Activated guard Leandro Barbosa.

FEBRUARY 11: Placed forward Amir Johnson (sprained right ankle) on the inactive list. Activated Solomon Alabi.

FEBRUARY 18: Elected not to resign guard Trey Johnson for the remainder of the season.

FEBRUARY 22: Acquired forward James Johnson from Chicago in exchange for a 2011 first-round draft pick.

FEBRUARY 23: Placed centre Joey Dorsey on the inactive list (lower back spasms).

MARCH 9: Placed centre Andrea Bargnani on the inactive list (flu-like symptoms). Activated forward Reggie Evans.

MARCH 9: Reassigned centre Solomon Alabi to the Erie BayHawks (NBDL).

MARCH 11: Placed forward Amir Johnson on the inactive list (sprained left ankle). Activated centre Andrea Bargnani.

MARCH 26: Placed forward Reggie Evans on the inactive list (sore right foot). Activated centre Joey Dorsey.

APRIL 2: Placed guard Jose Calderon on the inactive list (sore left hamstring). Activated centre Joey Dorsey.

APRIL 3: Recalled centre Solomon Alabi from the Erie BayHawks (NBDL).

APRIL 3: Placed centre Andrea Bargnani on the inactive list. Activated centre Solomon Alabi.

APRIL 5: Placed guard Leandro Barbosa on the inactive list (sore right pinky finger). Activated centre Andrea Bargnani.

APRIL 6: Placed centre Andrea Bargnani on the inactive list (sore right ankle). Activated guard Jose Calderon.

APRIL 8: Placed guard Jose Calderon (sore left hamstring) on the inactive list. Activated guard Leandro Barbosa.

JUNE 1: Declined team option for head coach Jay Triano. Retained Triano as a special assistant to the president and general manager.

JUNE 21: Named Dwane Casey as the eighth head coach in team history.

JUNE 23: Selected centre Jonas Valanciunas fifth overall in the NBA Draft.

JUNE 24: Exercised fourth-year team options on guard DeMar DeRozan and forward James Johnson. Exercised third-year team option on forward Ed Davis.

JUNE 25: Guard Leandro Barbosa exercised player option for the 2011-12 season.

JUNE 27: Extend qualifying offer to guard-forward Sonny Weems.

JULY 13: Named Johnny Davis and Tom Sterner as assistant coaches. Retained Scott Roth, Micah Nori and Eric Hughes.

OCTOBER 27: Named Ed Stefanski as executive vice-president of basketball operations.

DECEMBER 9: Signed centre Jamaal Magloire. He becomes the first Canadian to sign with the Raptors.

DECEMBER 10: Signed forward Rasual Butler to a one-year contract.

DECEMBER 10: Signed forward Gary Forbes to an offer sheet.

DECEMBER 11: Signed Centre Aaron Gray to a one-year contract.

DECEMBER 12: Signed guard Anthony Carter to a one-year contract.

DECEMBER 14: Signed forward Gary Forbes to a multi-year contract.

OPENING NIGHT HISTORY

OPENING NIGHT STARTING LINEUPS

Nov. 3, 1995	SkyDome	Toronto 94, New Jersey 79	Ed Pinckney, Alvin Robertson, Carlos Rogers, Damon Stoudamire, Zan Tabak
Nov. 1, 1996	SkyDome	New York 107, Toronto 99	Doug Christie, Popeye Jones, Damon Stoudamire, Zan Tabak, Walt Williams
Oct. 31, 1997	Miami Arena	Miami 114, Toronto 101	Marcus Camby, Doug Christie, Damon Stoudamire, Zan Tabak, Walt Williams
Feb. 5, 1999	FleetCenter	Toronto 103, Boston 92	Vince Carter, Doug Christie, Charles Oakley, Alvin Williams, Kevin Willis
Nov. 2, 1999	Air Canada Centre	Boston 103, Toronto 90	Vince Carter, Doug Christie, Antonio Davis, Charles Oakley, Alvin Williams
Oct. 31, 2000	Air Canada Centre	Detroit 104, Toronto 95	Vince Carter, Antonio Davis, Mark Jackson, Charles Oakley, Corliss Williamson
Oct. 30, 2001	TD Waterhouse Center	Oriando 114, Toronto 85	Vince Carter, Antonio Davis, Hakeem Olajuwon, Morris Peterson, Alvin Williams
Oct. 30, 2002	Air Canada Centre	Toronto 74, Washington 68	Vince Carter, Antonio Davis, Jelani McCoy, Morris Peterson, Alvin Williams
Oct. 29, 2003	Air Canada Centre	Toronto 90, New Jersey 87	Vince Carter, Michael Curry, Antonio Davis, Alvin Williams, Jerome Williams
Nov. 3, 2004	Air Canada Centre	Toronto 95, Houston 88	Rafer Alston, Chris Bosh, Vince Carter, Jalen Rose, Loren Woods
Nov. 2, 2005	Air Canada Centre	Washington 99, Toronto 96	Chris Bosh, Joey Graham, Mike James, Jalen Rose, Loren Woods
Nov. 1, 2006	Continental Airlines Arena	New Jersey 102, Toronto 92	Chris Bosh, T.J. Ford, Rasho Nesterovic, Anthony Parker, Morris Peterson
Oct. 31, 2007	Air Canada Centre	Toronto 106, Philadelphia 97	Chris Bosh, T.J. Ford, Andrea Bargnani, Jason Kapono, Anthony Parker
Oct. 29, 2008	Wachovia Center	Toronto 95, Philadelphia 84	Chris Bosh, Jose Calderon, Jamarion Moon, Jermaine O'Neal, Anthony Parker
Oct. 28, 2009	Air Canada Centre	Toronto 101, Cleveland 91	Andrea Bargnani, Chris Bosh, Jose Calderon, DeMar DeRozan, Hedo Turkoglu
Oct. 27, 2010	Air Canada Centre	New York 98, Toronto 93	Andrea Bargnani, DeMar DeRozan, Reggie Evans, Jarrett Jack, Linas Kleiza

SEASON OPENERS

1995	November 3	vs. New Jersey	W 94-79
1996	November 1	vs. New York	L 107-99
1997	October 31	at Miami	L 114-101
1998*	February 5	at Boston	W 103-92
1999	November 2	vs. Boston	L 103-90
2000	October 31	vs. Detroit	L 104-95
2001	October 30	at Orlando	L 114-85
2002	October 30	vs. Washington	W 74-68
2003	October 29	vs. New Jersey	W 90-87
2004	November 3	vs. Houston	W 95-88
2005	November 2	vs. Washington	L 99-96
2006	November 1	at New Jersey	L 102-92
2007	October 31	vs. Philadelphia	W 106-97
2008	October 29	at Philadelphia	W 95-84
2009	October 28	vs. Cleveland	W 101-91
2010	October 27	vs. New York	L 98-93

Record in season openers: 8-8 (.500)

* - Season began in February 1999 due to work stoppage.

HOME OPENERS

1995	November 3	vs. New Jersey	W 94-79
1996	November 1	vs. New York	L 107-99
1997	November 4	vs. Golden State	W 104-86
1998*	February 9	vs. Milwaukee	L 91-77
1999	November 2	vs. Boston	L 103-90
2000	October 31	vs. Detroit	L 104-95
2001	November 2	vs. Dallas	W 109-92
2002	October 30	vs. Washington	W 74-68
2003	October 29	vs. New Jersey	W 90-87
2004	November 3	vs. Houston	W 95-88
2005	November 2	vs. Washington	L 99-96
2006	November 3	vs. Milwaukee	W 109-92
2007	October 31	vs. Philadelphia	W 106-97
2008	October 31	vs. Golden State	W 112-108 (OT)
2009	October 28	vs. Cleveland	W 101-91
2010	October 27	vs. New York	L 98-93

Record in home openers: 10-6 (.625)

* - Season began in February 1999 due to work stoppage.



ALL-TIME JERSEY NUMBERS-COLLEGES

ALL-TIME COLLEGES

Alabama	Eastern Michigan	Minnesota (3)	Texas A&M	INTERNATIONAL: Argentina Australia (3) Brazil China Croatia (2) France Hungary Italy (3) Lithuania Serbia Slovenia (3) Spain (2) Turkey
Arizona (5)	Florida	Morehead State	Texas-El Paso (2)	
Arkansas (5)	Florida International	Mount San Antonio	Tulane	
Auburn	Fordham	Murray State	UCLA (5)	
Barton County CC	Fresno State (3)	North Carolina (4)	UNLV (3)	
Baylor	Georgetown	Northern Illinois	USC	
Boise State	George Washington	Notre Dame	Villanova (3)	
Bradley (2)	Georgia (2)	Ohio	Virginia	
Brigham Young	Georgia Southern	Ohio State (2)	Virginia Tech	
Cal State Fullerton	Georgia Tech (4)	Oklahoma St.	Virginia Union	
California (2)	Houston	Oral Roberts	Wake Forest (2)	
Central Michigan	Illinois	Oregon (2)	Wyoming	
Cincinnati (2)	Iowa (3)	Pepperdine	Xavier	
Clemson (2)	Jackson State (3)	Providence		
Colorado	Jacksonville	Purdue	HIGH SCHOOL:	
Colorado State	Kansas	Rutgers	Central Park Christian High School	
Connecticut (3)	LSU	Seward County CC	School	
Creighton	Louisville	St. John's (3)	Eau Claire High School	
Dayton	Maryland (4)	St. Rose	Mount Zion Christian	
DePaul (2)	Massachusetts	Seton Hall	Academy	
Detroit (2)	Memphis	Syracuse (2)	Westchester High School	
Detroit Mercy	Meridian CC	Temple (2)		
Duquesne	Michigan (3)	Tennessee State		
Duke	Michigan State (3)	Texas (2)		

ALL-TIME JERSEY NUMBERS

(players listed in chronological order)

00	Chris Garner, Eric Montross
0	Marco Belinelli, James Johnson
1	Tracy McGrady, Chris Childs, Chris Jefferies, Rod Strickland, Omar Cook, P.J. Tucker, Primoz Brezec, Roko Ukic, Jarrett Jack
2	Oliver Miller, Voshon Lenard, Jannero Pargo, Darrick Martin, Sundiata Gaines
3	Zan Tabak, Chauncey Billups, Mark Baker, Haywoode Workman, Tracy Murray, Loren Woods, Juan Dixon, Hassan Adams, Marcus Banks
4	Vincenzo Esposito, Sharon Wright, Michael Stewart, Jelani McCoy, Chris Bosh
5	Michael Bradley, Jalen Rose, Will Solomon, Quincy Douby, Jerryd Bayless
6	Bob McCann, Jerome Moiso, Luke Jackson, Jermaine O'Neal
7	Alvin Robertson, Benoit Benjamin, Clifford Rozier, Dee Brown, Keon Clark, Nate Huffman, Andrea Bargnani
8	Jermaine Jackson, Jose Calderon
9	Tony Massenburg, Sharone Wright, Roy Rogers, Kornel David, Rick Brunson, Pape Sow, Maceo Baston, Joey Dorsey
10	Milt Palacio, Uros Slokar, DeMar DeRozan
11	Negele Knight, Lindsey Hunter, Rafer Alston, T.J. Ford, Linas Kleiza
12	Donald Whiteside, John Thomas, Rafer Alston, Michael Curry, Andre Barrett, Rasha Nesterovic, Ronald Dupree, Trey Johnson
13	Doug Christie, Mark Jackson, Jerome Williams, Mike James, Linton Johnson, Patrick O'Bryant, David Andersen
14	Muggsy Bogues, Maceo Baston, Mengke Bateer, Joey Graham, Julian Wright
15	Vince Carter, Jorge Garbajosa, Amir Johnson
16	Matt Bonner, Peja Stojakovic
17	Eric Williams
18	Anthony Parker
20	Damon Stoudamire, Alvin Williams, Fred Jones, Carlos Delfino, Leandro Barbosa
21	Marcus Camby, Antonio Lang, Carlos Arroyo, Lamond Murray, Nathan Jawai, Antoine Wright
22	John Salley, Alvin Williams, Sean Marks, Dion Glover
23	Dwayne Whitfield, Tyrone Corbin
24	Jimmy King, Jimmy Oliver, Reggie Slater, Shawn Respert, Micheal Williams, Morris Peterson, Jason Kapono, Sonny Weems
25	Oliver Miller, John Long, Lloyd Daniels, Aleksandar Radojevic
26	Hedo Turkoglu
30	Oliver Miller, Dell Curry, Reggie Evans
31	Shawn Respert, Roger Mason Jr., Charlie Villanueva, Shawn Marion
32	Herb Williams, Martin Lewis, Garth Joseph, Mamdou N'diaye, Chris Jefferies, Ed Davis
33	Carlos Rogers, Brad Lohaus, Gary Trent, Antonio Davis, Michael Bradley, Jamario Moon
34	Carlos Rogers, Charles Oakley, Hakeem Olajuwon, Robert Archibald, Aaron Williams
35	Tracy Murray, Earl Cureton, Reggie Slater, Cortiss Williamson, Lonny Baxter
40	Willie Anderson, Ed Stokes, Tim Kempton
42	Walt Williams, Kevin Willis, Art Long, Mengke Bateer, Donyell Marshall, Alexis Ajinca
43	Kris Humphries
44	Martin Lewis, Hubert Davis, John Wallace, Derrick Dial, Greg Foster, Corie Blount, Pops Mensah-Bonsu
50	Solomon Alabi
52	Dan O'Sullivan
54	Ed Pinckney, Popeye Jones, Will Cunningham, Damone Brown, Zendon Hamilton
55	Acie Earl, Rafael Araujo
77	Jake Voskuhl



ALL-STAR WEEKEND

NBA ALL-STAR GAME

Vince Carter	Starter	2000*
Vince Carter	Starter	2001*
Antonio Davis	Starter	2001
Vince Carter	Starter	2002*
Vince Carter	Starter	2003 ^
Vince Carter	Starter	2004*
Chris Bosh	Reserve	2006
Chris Bosh	Starter	2007
Chris Bosh	Starter	2008
Chris Bosh	Reserve	2009 **
Chris Bosh	Reserve	2010

*Leading vote-getter.

^ Carter relinquished his starting position to Michael Jordan.

**Injured - did not play.

SLAM DUNK CONTEST


Vince Carter	2000 (1st)
Tracy McGrady	2000 (3rd)
Jamario Moon	2008 (3rd)
DeMar DeRozan	2010 (2nd)
DeMar DeRozan	2011 (3rd)

SHICK / GOTMILK? / T-MOBILE ROOKIE GAME

Damon Stoudamire	1996 (MVP)
Marcus Camby	1997
Tracy McGrady	1998
Morris Peterson	2001
Morris Peterson	2002
Chris Bosh	2004
Chris Bosh	2005
Charlie Villanueva	2006
Andrea Bargnani	2007
Jorge Garbajosa	2007
Andrea Bargnani	2008
Jamario Moon	2008
DeMar DeRozan	2011

AT&T LONG DISTANCE/FOOTLOCKER THREE-POINT SHOOTOUT CONTEST


Walt Williams	1997 (4th)
Jason Kapono	2008 (1st)
Jason Kapono	2009 (3rd)



NBA PLAYER OF THE WEEK

Vince Carter	March 15-21	1998-99
Vince Carter	November 15-21	1999-00
Vince Carter	February 21-27	1999-00
Vince Carter	February 28-March 3	2000-01
Vince Carter	November 5-11	2001-02
Vince Carter	December 1-7	2003-04
Vince Carter	March 15-21	2003-04
Chris Bosh	January 3-9	2004-05
Jalen Rose	February 21-27	2004-05
Mike James	January 2-8	2005-06
Chris Bosh	January 30-February 5	2005-06
Chris Bosh	March 26-April 1	2006-07
Chris Bosh	January 14-21	2007-08
Chris Bosh	October 28-November 2	2008-09
Chris Bosh	March 29-April 4	2009-10
Chris Bosh	January 25-31	2009-10

ALL-NBA TEAMS



VINCE CATER
Second Team 1999-00
Third Team 2000-01



CHRIS BOSH
Second Team 2006-07

ROOKIE AWARDS

NBA ROOKIE OF THE YEAR

Damon Stoudamire	1995-96
Vince Carter	1998-99

ROOKIE OF THE MONTH

Damon Stoudamire	November, January	1995-96
Marcus Camby	March	1996-97
Vince Carter	March, April	1998-99
Charlie Villanueva	December	2005-06
Jorge Garbajosa	December	2006-07
Andrea Bargnani	January, February	2006-07
Jamario Moon	January	2007-08

NBA ALL-ROOKIE TEAM

Damon Stoudamire	First Team	1995-96
Marcus Camby	First Team	1996-97
Vince Carter	First Team	1998-99
Morris Peterson	First Team	2000-01
Chris Bosh	First Team	2003-04
Charlie Villanueva	First Team	2005-06
Andrea Bargnani	First Team	2006-07
Jorge Garbajosa	First Team	2006-07
Jamario Moon	Second Team	2007-08

COACHING AWARDS

NBA COACH OF THE YEAR

Sam Mitchell	2006-07
--------------	---------

NBA COACH OF THE MONTH

Lenny Wilkens	April 2002
Sam Mitchell	January 2007



RAPTORS NBA DRAFT SUMMARY

JUNE 28, 1995 - SKYDOME, TORONTO

1. Damon Stoudamire, Arizona (7th)
2. Jimmy King, Michigan (35th)

JUNE 26, 1996 - CONTINENTAL AIRLINES ARENA, NEW JERSEY

1. Marcus Camby, Massachusetts (2nd)

JUNE 25, 1997 - CHARLOTTE COLISEUM, CHARLOTTE

1. Tracy McGrady, Mt. Zion Christian Academy (9th)

JUNE 24, 1998 - GM PLACE, VANCOUVER

1. Antawn Jamison, North Carolina (4th)*
2. Tyson Wheeler, Rhode Island (47th)

**Jamison was traded on draft night to Golden State for the draft rights to Vince Carter (5th) and cash.*

JUNE 30, 1999 - MCI CENTER, WASHINGTON

1. Jonathan Bender, Picayune HS (5th)
2. Aleksander Radojevic, Barton County CC (12th)

JUNE 28, 2000 - TARGET CENTER, MINNESOTA

1. Morris Peterson, Michigan State (21st)
2. DeeAndre Hulett, Las Vegas Silver Bandits, IBL (46th)

JUNE 27, 2001 - THE THEATER AT MADISON SQUARE GARDEN

1. Michael Bradley, Villanova (17th)

JUNE 26, 2002 - THE THEATER AT MADISON SQUARE GARDEN

1. Kareem Rush, Missouri (20th)*
- *Rush was traded on draft night with Tracy Murray to the Los Angeles Lakers for Lindsey Hunter and the draft rights to Chris Jefferies.*

JUNE 26, 2003 - THE THEATER AT MADISON SQUARE GARDEN

1. Chris Bosh, Georgia Tech (4th)
2. Matt Bonner, Florida (45th)*
3. Remon Van de Hare, Spain (52nd)

**Bonner was acquired on draft night from the Chicago Bulls for a future second-round draft pick.*

JUNE 26, 2004 - THE THEATER AT MADISON SQUARE GARDEN

1. Rafael Araujo, Brigham Young (8th)
2. Albert Miralles, Italy (39th)*
3. Pape Sow, Cal-State Fullerton (47th)*

**Sow and a future second-round draft pick was acquired on draft night from the Miami Heat for the draft rights to Albert Miralles and a future second-round draft pick.*

JUNE 28, 2005 - THE THEATER AT MADISON SQUARE GARDEN

1. Charlie Villanueva, Connecticut (7th)
2. Joey Graham, Oklahoma State (16th)
3. Roko-Leni Ukic, Croatia (41st)
4. Uros Stokar, Slovenia (58th)

JUNE 28, 2006 - THE THEATER AT MADISON SQUARE GARDEN

1. Andrea Bargnani, Benetton Treviso (1st)
2. P.J. Tucker, Texas (35th)

JUNE 28, 2007 - THE THEATER AT MADISON SQUARE GARDEN

1. Giorgos Printezis, Greece (58th)*

**Printezis was acquired on draft night from the San Antonio Spurs for a future second-round draft pick.*

JUNE 26, 2008 - THE THEATER AT MADISON SQUARE GARDEN

1. Roy Hibbert, Georgetown (17th)*

**Hibbert was traded with T.J. Ford, Rasho Nesterovic and Maceo Baston to the Indiana Pacers for Jermaine O'Neal and the draft rights to Nathan Jawai.*

JUNE 25, 2009 - THE THEATER AT MADISON SQUARE GARDEN

1. DeMar DeRozan, Southern California (9th)

JUNE 24, 2010 - THE THEATER AT MADISON SQUARE GARDEN

1. Ed Davis, North Carolina (13th)
2. Solomon Alabi, Florida State (50th)*

**Alabi was acquired on draft night from the Dallas Mavericks for a future second-round draft pick and cash considerations.*

JUNE 23, 2011 - PRUDENTIAL CENTER, NEW JERSEY

1. Jonas Valanciunas, Lithuania (5th)



RAPTOR DRAFT PICKS BY ORDER

FIRST ROUND

PLAYER	PICK	YEAR
Andrea Bargnani	1st	2006
Marcus Camby	2nd	1996
Chris Bosh	4th	2003
Antawn Jamison	4th	1998
Jonas Valanciunas	5th	2011
Jonathan Bender	5th	1999
Charlie Villanueva	7th	2005
Damon Stoudamire	7th	1995
Rafael Araujo	8th	2004
DeMar DeRozan	9th	2009
Tracy McGrady	9th	1997
Aleksander Radojevic	12th	1999
Ed Davis	13th	2010
Joey Graham	16th	2005
Roy Hibbert	17th	2008
Michael Bradley	17th	2001
Kareem Rush	20th	2002
Morris Peterson	21st	2000

SECOND ROUND

PLAYER	PICK	YEAR
P.J. Tucker	35th	2006
Jimmy King	35th	1995
Albert Miralles	39th	2004
Roko Ukic	41st	2005
Matt Bonner	45th	2003
DeeAndre Hulett	46th	2000
Pape Sow	47th	2004
Tyson Wheeler	47th	1998
Solomon Alabi	50th	2010
Remon Van de Hare	52nd	2003
Gorgos Printezis	58th	2007
Uros Slokar	58th	2005

EXPANSION DRAFT JUNE 24, 1995

PICK	PLAYER	TEAM
1.	B.J. Armstrong	Chicago
2.	Tony Massenburg	L.A. Clippers
3.	Andres Guibert	Minnesota
4.	Keith Jennings	Golden State
5.	Dontonio Wingfield	Seattle
6.	Doug Smith	Dallas
7.	Jerome Kersey	Portland
8.	Zan Tabak	Houston
9.	Willie Anderson	San Antonio
10.	Ed Pinckney	Milwaukee
11.	Acie Earl	Boston
12.	B.J. Tyler	Philadelphia
13.	John Salley	Miami
14.	Oliver Miller	Detroit

RAPTOR FACT: Jonas Valanciunas (top right) was selected fifth overall by the Raptors in 2011. He will remain in Lithuania with an agreement to join Toronto for 2012-13.



PRESEASON HISTORY

2011 PRESEASON SCHEDULE

DATE	OPPONENT	LOCATION	TIME
Dec. 18	Boston	Air Canada Centre	1:00 p.m.
Dec. 21	at Boston	TD Garden	7:30 p.m.

2010 PRESEASON (4-4)

DATE	RESULT	LOCATION	ATTENDANCE
Oct. 6	Toronto 129, Phoenix 78	Vancouver, British Columbia	18,123
Oct. 10	Boston 91, Toronto 87	Boston	18,624
Oct. 12	Chicago 109, Toronto 90	Chicago	20,165
Oct. 13	Toronto 119, Philadelphia 116	Toronto	12,078
Oct. 15	Boston 117, Toronto 112	Toronto	13,763
Oct. 17	Toronto 121, Phoenix 100	Toronto	12,902
Oct. 20	Chicago 110, Toronto 103	Toronto	12,681
Oct. 22	Toronto 108, New York 103	Montreal, Quebec	22,114

2009 PRESEASON (2-6)

DATE	RESULT	LOCATION	ATTENDANCE
Oct. 6	Philadelphia 107, Toronto 98	London, Ontario	7,213
Oct. 7	Philadelphia 84, Toronto 79	Toronto	11,974
Oct. 9	Toronto 112, Minnesota 97	Minnesota	8,822
Oct. 11	Toronto 100, Washington 93	Toronto	11,936
Oct. 14	Boston 106, Toronto 90	Hartford, Connecticut	10,117
Oct. 15	Houston 124, Toronto 112	Toronto	12,061
Oct. 18	Boston 101, Toronto 82	Toronto	13,607
Oct. 23	Minnesota 98, Toronto 90	Sioux Falls, South Dakota	5,566

2008 PRESEASON SCHEDULE (4-4)

DATE	RESULT	LOCATION	ATTENDANCE
Oct. 7	Toronto 104, Cleveland 84	Cleveland	18,847
Oct. 8	Toronto 113, New York 111	Toronto	15,274
Oct. 12	Philadelphia 85, Toronto 79	Toronto	14,427
Oct. 14	Toronto 86, CSKA Moscow (Russia) 78	Toronto	13,963
Oct. 16	Minnesota 90, Toronto 86	Toronto	14,253
Oct. 18	Toronto 93, L.A. Clippers 89	Los Angeles	N/A
Oct. 19	L.A. Lakers 112, Toronto 89	Los Angeles	13,772
Oct. 21	Denver 105, Toronto 94	Edmonton, Alberta	17,534

2007 PRESEASON (6-2)

DATE	RESULT	LOCATION	ATTENDANCE
Oct. 6	Boston 89, Toronto 85	Rome, Italy	11,718
Oct. 7	Toronto 93, Lottomatica 87	Rome, Italy	11,718
Oct. 11	Real Madrid 104, Toronto 103	Madrid, Spain	7,400
Oct. 17	Toronto 105, Zalgiris Kaunas 99	Toronto	13,394
Oct. 19	Toronto 92, Chicago 82	Toronto	14,047
Oct. 25	Toronto 111, Cleveland 78	Toronto	15,830
Oct. 26	Toronto 98, Washington 64	Toronto	13,741

2006 PRESEASON (7-1)

DATE	RESULT	LOCATION	ATTENDANCE
Oct. 9	Toronto 93, Washington 83	Washington	10,902
Oct. 11	Toronto 118, Boston 112 (OT)	Toronto	13,124
Oct. 15	Toronto 119, New Jersey 110	Toronto	13,331
Oct. 18	Toronto 103, Cleveland 81	Rochester, New York	9,429
Oct. 19	Toronto 118, Maccabi (Israel) 84	Toronto	14,430
Oct. 22	Toronto 91, Cleveland 90	Toronto	14,538
Oct. 25	Toronto 106, Boston 102	Boston	11,032
Oct. 27	Chicago 108, Toronto 97	Chicago	19,709

2005 PRESEASON (3-5)

DATE	RESULT	LOCATION	ATTENDANCE
Oct. 12	Utah 102, Toronto 101	Toronto	12,285
Oct. 14	Boston 107, Toronto 100	Manchester, New Hampshire	8,868
Oct. 16	Maccabi (Israel) 105, Toronto 103	Toronto	17,281
Oct. 19	Toronto 107, New Jersey 105 (OT)	Toronto	13,942
Oct. 21	Toronto 93, Boston 83	Toronto	13,298
Oct. 23	Cleveland 87, Toronto 83	Columbus, Ohio	11,370
Oct. 24	Portland 105, Toronto 98	Winnipeg, Manitoba	10,900
Oct. 26	Toronto 100, Portland 78	Portland	17,458

2004 PRESEASON (3-5)

DATE	RESULT	LOCATION	ATTENDANCE
Oct. 15	Philadelphia 99, Toronto 97	Toronto	13,370
Oct. 17	Philadelphia 108, Toronto 103	London, Ontario	7,619
Oct. 20	Toronto 86, Benetton (Italy) 83	Toronto	10,668
Oct. 21	Portland 88, Toronto 85	Toronto	11,285
Oct. 23	Toronto 91, Chicago 89	Chicago	14,723
Oct. 26	Denver 102, Toronto 98	Denver	10,964
Oct. 27	Portland 97, Toronto 95	Portland	16,735
Oct. 29	Toronto 100, Cleveland 92	Toronto	13,730

2003 PRESEASON (5-2)

DATE	RESULT	LOCATION	ATTENDANCE
Oct. 8	Toronto 76, Washington 71	Toronto	13,712
Oct. 10	Toronto 100, Panathinaikos 76	Toronto	17,749
Oct. 12	Toronto 88, Detroit 81	Grand Rapids, Michigan	8,124
Oct. 15	Toronto 90, Minnesota 76	Moline, Illinois	4,945
Oct. 17	Toronto 86, Denver 81	Toronto	14,604
Oct. 18	New Jersey 82, Toronto 76	Bridgeport, Connecticut	8,770
Oct. 21	Chicago 94, Toronto 91	Toronto	14,652
Oct. 23	Toronto vs. Cleveland - Cancelled	St. John's, Newfoundland	--

2002 PRESEASON (3-5)

DATE	RESULT	LOCATION	ATTENDANCE
Oct. 8	Detroit 80, Toronto 70	Toronto	15,535
Oct. 11	Chicago 87, Toronto 79	Chicago	15,248
Oct. 13	Philadelphia 105, Toronto 101 (OT)	Toronto	16,408
Oct. 15	Toronto 93, Cleveland 76	Columbus, Ohio	6,581
Oct. 18	New Jersey 82, Toronto 77	Toronto	16,674
Oct. 20	Toronto 84, Boston 73	Toronto	16,117
Oct. 22	Toronto 108, Golden State 97	El-Paso, Texas	8,500
Oct. 24	Utah 89, Toronto 82	Salt Lake City	14,133

2001 PRESEASON (5-2)

DATE	RESULT	LOCATION	ATTENDANCE
Oct. 5	Minnesota 125, Toronto 92	Billings, Montana	10,102
Oct. 11	Toronto 115, Minnesota 85	Toronto	9,346
Oct. 16	Toronto 107, Chicago 89	Toronto	15,792
Oct. 17	Indiana 106, Toronto 96	Indiana	13,724
Oct. 20	Toronto 105, Cleveland 84	Toronto	15,637
Oct. 22	Toronto 88, Utah 83	Toronto	15,143
Oct. 25	Toronto 113, Washington 96	Toronto	19,800

2000 PRESEASON (4-4)

DATE	RESULT	LOCATION	ATTENDANCE
Oct. 10	Minnesota 100, Toronto 96	Toronto	12,744
Oct. 12	Toronto 97, Vancouver 92	Ottawa, Ontario	14,783
Oct. 14	Toronto 113, Cleveland 108 (OT)	Cleveland	9,480
Oct. 16	Philadelphia 107, Toronto 98	Chapel Hill, North Carolina	5,588
Oct. 18	Dallas 99, Toronto 94	Toronto	13,299
Oct. 21	Charlotte 91, Toronto 66	Toronto	13,647
Oct. 23	Toronto 91, Indiana 80	Toronto	12,893
Oct. 25	Toronto 94, Charlotte 88	Charlotte	12,173

1999 PRESEASON (4-4)

DATE	RESULT	LOCATION	ATTENDANCE
Oct. 12	Milwaukee 103, Toronto 98	Toronto	10,821
Oct. 15	LA Clippers 112, Toronto 102	Toronto	12,367
Oct. 18	Toronto 110, Vancouver 84	Edmonton, Alberta	12,852
Oct. 20	Toronto 100, Denver 95	Colorado Springs, Colorado	5,485
Oct. 21	Dallas 95, Toronto 93	Dallas	12,449
Oct. 23	Toronto 98, Milwaukee 86	Milwaukee	13,365
Oct. 26	Toronto 116, Cleveland 104	Toronto	12,586
Oct. 28	Denver 92, Toronto 87	Toronto	12,683

1998 PRESEASON (0-2)

DATE	RESULT	LOCATION	ATTENDANCE
Jan. 26	Boston 106, Toronto 88	Toronto	25,001
Jan. 29	Boston 120, Toronto 99	Boston	18,624

Due to work stoppage games played in January 1999.

PRESEASON HISTORY

1997 PRESEASON (4-4)

DATE	RESULT	LOCATION	ATTENDANCE
Oct. 11	Indiana 104, Toronto 100	Fort Wayne, Indiana	8,239
Oct. 13	Toronto 116, Seattle 111	Toronto	14,228
Oct. 15	Toronto 124, Philadelphia 118	Toronto	15,962
Oct. 16	Atlanta 103, Toronto 102	Toronto	13,378
Oct. 19	Toronto 98, New York 91	Hartford, Connecticut	10,562
Oct. 20	Toronto 107, Vancouver 98	Halifax, Nova Scotia	8,190
Oct. 24	Denver 114, Toronto 100	Hamilton, Ontario	10,962
Oct. 27	New Jersey 127, Toronto 104	Springfield, Massachusetts	5,217

1996 PRESEASON (2-6)

DATE	RESULT	LOCATION	ATTENDANCE
Oct. 11	Atlanta 100, Toronto 82	Halifax, Nova Scotia	7,589
Oct. 13	Toronto 78, New York 73	Ottawa, Ontario	9,662
Oct. 15	Atlanta 103, Toronto 101	Toronto	14,359
Oct. 18	Miami 119, Toronto 89	Buffalo, New York	12,748
Oct. 19	Miami 93, Toronto 90	Toronto	16,127
Oct. 22	Golden State 121, Toronto 115	Toronto	14,753
Oct. 23	Toronto 105, Minnesota 97	Toronto	14,303
Oct. 27	Vancouver 80, Toronto 77	Calgary, Alberta	15,104

1995 PRESEASON (3-5)

DATE	RESULT	LOCATION	ATTENDANCE
Oct. 14	Toronto 120, Philadelphia 107	Halifax, Nova Scotia	9,367
Oct. 16	Philadelphia 121, Toronto 93	Saint John, New Brunswick	6,297
Oct. 18	Atlanta 99, Toronto 95	Toronto	17,814
Oct. 19	Atlanta 106, Toronto 105 (OT)	Saskatoon, Saskatchewan	5,648
Oct. 21	Toronto 98, Vancouver 77	Winnipeg, Manitoba	11,203
Oct. 23	Washington 99, Toronto 89	Toronto	16,821
Oct. 25	Toronto 107, New Jersey 90	Toronto	16,618
Oct. 29	Cleveland 96, Toronto 89	Toronto	17,532

ALL-TIME PRESEASON RECORD: 59-61

RAPTORS NEUTRAL SITE GAMES

CANADIAN CITIES		U.S. CITIES		EUROPE	
Montreal	2010	Hartford, Connecticut	2009, 1997	Rome, Italy	2007
Vancouver	2010	Sioux Falls, South Dakota	2009	Madrid, Spain	2007
London	2009, 2004	Rochester, New York	2006	London, England*	2011
Edmonton	2008, 1999	Manchester, New Hampshire	2005		
Winnipeg	2005	Columbus, Ohio	2005, 2002		
Ottawa	2000, 1996	Grand Rapids, Michigan	2003		
Calgary	1996	Moline, Illinois	2003		
Halifax	1995, 1996, 1997	Bridgeport, Connecticut	2003		
Saint John	1995	El-Paso, Texas	2002		
Saskatoon	1995	Billings, Montana	2001		
Hamilton	1997	Chapel Hill, North Carolina	2000		
		Colorado Springs, Colorado	1999		
		Fort Wayne, Indiana	1997		
		Springfield, Massachusetts	1997		
		Buffalo, New York	1996		



2007 Europe Live - Rome, Italy



2011 London, England



Palacio de Deportes - Madrid, Spain



PalaLottomatica - Rome, Italy



O2 Arena - London, England

COACHING HISTORY



Dwane Casey



Jay Triano



Sam Mitchell



Kevin O'Neill



Lenny Wilkens



Butch Carter



Darrell Walker



Brendan Malone

ALL-TIME HEAD COACHES

NAME	YEARS	GAMES	WON	LOST	PCT.
Brendan Malone	1995-96	82	21	61	.256
Darrell Walker	1996-98	131	41	90	.313
Butch Carter	1998-00	165	73	92	.442
Lenny Wilkens	2000-03	246	113	133	.459
Kevin O'Neill	2003-04	82	33	49	.402
Sam Mitchell	2004-08	345	156	189	.452
Jay Triano	2008-11	229	87	142	.380
TOTAL		1280	524	756	.409

ALL-TIME ASSISTANT COACHES

NAME	PERIOD	NAME	PERIOD
John Shumate	1995-98	Tony Brown	2003-04
Darrell Walker	1995-96	Shaun Brown	2003-04
Bob Zuffelato	1995-97, 1998	Bob Beyer	2003-04
Jim Thomas	1996-00	Jim Sann	2003-04
Brendan Suhr	1997	Ron Oliver	2003-04
Bob Kloppenburg	1997-98	Jim Todd	2004-07
Butch Carter	1997-98	Alex English	2004-11
Joe Harrington	1998-00	Gene Keady	2005-06
Brian James	1998-01	Mike Evans	2007-09
Stan Albeck	2000-02	Gord Herbert	2008-09
Jim Brewer	2000-02	Micah Nori	2009-present
Craig Neal	2000-03	Eric Hughes	2009-present
Walker D. Russell	2002-03	Alvin Williams	2009-10
Dick Helm	2002-03	Marc Iavaroni	2009-10
Jay Triano	2002-08	P.J. Carlesimo	2010-11





PLAYOFF HISTORY

2011



2012

RAPTORS



2008 FIRST ROUND VS. ORLANDO



VS



TORONTO VS. ORLANDO
APRIL 20, 2008 – APRIL 28, 2008
FIRST ROUND – ORLANDO WINS 4-1

GAME ONE – ORLANDO 114, TORONTO 100

APRIL 20, 2008 – AMWAY ARENA – ATTENDANCE: 17,519

Dwight Howard had 25 points and 22 rebounds and blocked five shots as Orlando defeated Toronto 114-100 in the opener of their first-round series ... The Raptors, who trailed by 20 points after the first quarter, drew within five with 10:24 left in the fourth on two quick three-pointers by Jason Kapono and a Anthony Parker jumper ... Toronto went scoreless for the next 3:16 as Orlando pulled away ... Toronto outscored Orlando 28-25 in the third, but Chris Bosh picked up four fouls in the quarter which led to limited minutes in the fourth ... The Raptors held the Magic to 17 second-quarter points, outscoring them 24-17 ... Orlando hit its first seven shots and went 9-of-11 on three-pointers in the first quarter ... Maurice Evans scored 11 in the period as Orlando opened a 43-23 lead ... The 43 points were third highest in a first quarter for the playoffs, and Orlando's nine three-pointers tied Boston's record for most in a playoff quarter ... Howard blocked three shots in the period and altered several others ... Parker had 24 points and seven rebounds for Toronto, Bosh scored 21 and Rasho Nesterovic had 16 points and eight rebounds ... Kapono scored 18 off the bench ... All five Orlando starters scored in double figures ... Hedo Turkoglu scored 21, Maurice Evans had 14 and Rashard Lewis added 13.

	1	2	3	4	F	POINTS	REBOUNDS	ASSISTS
TORONTO	23	24	28	25	100	Parker 24	Nesterovic 8	Calderon 8
ORLANDO	43	17	25	29	114	Howard 25	Howard 22	Nelson 7

GAME TWO – ORLANDO 104, TORONTO 103

APRIL 22, 2008 – AMWAY ARENA – ATTENDANCE: 17,519

Dwight Howard had 29 points and 20 rebounds to lead the Orlando Magic past Toronto, 104-103 ... Howard was the first player in nearly 40 years to record consecutive playoff games with at least 20 points and 20 rebounds ... The last was the San Francisco Warriors' Nate Thurmond in the 1968-69 playoffs ... Chris Bosh had 29 points and 10 rebounds for Toronto, but missed a 19-footer with 1.9 seconds left that could have won the game ... Jason Kapono scored 20 points, Jose Calderon had 18 and Carlos Delfino added 16 ... Jameer Nelson and Rashard Lewis each scored 18 for Orlando ... Hedo Turkoglu made the go-ahead layup and finished with 12 points and nine rebounds ... Orlando won despite shooting 9-of-31 from three-point range including a combined 0-of-13 for Turkoglu and Lewis ... The Raptors made 11-of-29 threes, four by Kapono ... Toronto, which trailed most of the game, took a 101-100 lead with 1:04 left on three consecutive three-pointers, one from Delfino and two by Calderon, plus a free throw by Delfino.

	1	2	3	4	F	POINTS	REBOUNDS	ASSISTS
TORONTO	18	39	21	25	103	Bosh 29	Bosh 10	Bosh/Ford 6
ORLANDO	35	24	24	21	104	Howard 29	Howard 20	Turkoglu/Lewis 5

GAME THREE – TORONTO 108, ORLANDO 94

APRIL 24, 2008 – AIR CANADA CENTRE – ATTENDANCE: 20,023

T.J. Ford scored 21 points as the Raptors scored a franchise playoff-record 108 points in topping Orlando, 108-94 ... Toronto took an 80-69 lead into the fourth ... A three-pointer by Keith Bogans pulled Orlando within 11 points with 6:12 to play, but a flurry of Raptor baskets that included two dunks by Chris Bosh and threes by Jason Kapono and Carlos Delfino had Toronto back up by 18 with two minutes left in the game ... The Raptors' 61-40 halftime lead marked a franchise-high for playoff points in a half ... Ford had 18 first-half points and the Raptors were up by 13 points in the first quarter and led by much as 23 late in the second ... Jose Calderon came off the bench to add 18 points and 13 assists ... Bosh and Kapono had 15 points apiece and Jamario Moon finished with 11 points and 10 boards ... Hedo Turkoglu scored 26 points to top Orlando, while Dwight Howard had 19 points and 12 rebounds ... The Raptors outrebounded Orlando 42-34 and recorded a franchise playoff-record 31 assists.

	1	2	3	4	F	POINTS	REBOUNDS	ASSISTS
ORLANDO	20	20	29	25	94	Turkoglu 26	Howard 12	Nelson 6
TORONTO	28	33	19	28	108	Ford 21	Moon 10	Calderon 13

GAME FOUR – ORLANDO 106, TORONTO 94

APRIL 26, 2008 – AIR CANADA CENTRE – ATTENDANCE: 20,416

Rashard Lewis scored 27 points to lead Orlando to a 106-94 victory over Toronto, giving the Magic a 3-1 lead in the best-of-seven playoff series ... Chris Bosh topped Toronto with 39 points and 15 rebounds, his best performance of the postseason ... T.J. Ford had 12 points and 13 assists for the Raptors, while Anthony Parker and Jason Kapono chipped in 12 points apiece ... Dwight Howard added 19 points and 16 boards for Orlando, while Jameer Nelson had 19 points and Hedo Turkoglu finished with 18 ... The game was up for grabs most of the afternoon, the biggest lead heading into the fourth was an eight-point Orlando advantage from back in the first quarter ... Toronto held a 74-73 lead to begin the fourth, but couldn't put any significant distance on the Magic ... The game slipped away from the Raptors in the final few minutes with a flurry of Orlando three-pointers to the dismay of the capacity crowd of 20,146 at the Air Canada Centre ... Back-to-back threes by Turkoglu and Lewis gave the Magic a 100-92 lead with 1:48 left to play, and then free throws by Turkoglu and Keith Bogans made it a 12-point game ... Toronto made just two of 15 three-point attempts ... Orlando shot 49 per cent on the afternoon, and 11-for-29 from three-point range ... The Magic also outrebounded Toronto 48-42.

	1	2	3	4	F	POINTS	REBOUNDS	ASSISTS
ORLANDO	31	17	25	33	106	Lewis 27	Howard 16	Lewis/Nelson 5
TORONTO	26	27	21	20	94	Bosh 39	Bosh 15	Ford 13

2008 FIRST ROUND VS. ORLANDO



VS



TORONTO VS. ORLANDO
APRIL 20, 2008 – APRIL 28, 2008
FIRST ROUND – ORLANDO WINS 4-1

GAME FIVE – ORLANDO 102, TORONTO 92

APRIL 28, 2008 – AMWAY ARENA – ATTENDANCE: 17,519

Dwight Howard had 21 points, 21 rebounds and three blocks for his third 20-20 game in the series as the Orlando Magic advanced to the second round for the first time in 12 years by beating Toronto 102-92 in Game Five ... Chris Bosh, who posted career playoff highs of 39 points and 15 rebounds at Toronto in Game 4, had 16 points and nine rebounds ... Howard held Bosh to 7-of-19 shooting, and Bosh picked up a third-quarter technical foul after the Magic star muscled past him for a layup ... T.J. Ford and Carlos Delfino both scored 14 points for the Raptors, while Jason Kapono had 13 and Jose Calderon 12 ... Delfino added seven rebounds and Ford had five assists ... Keyon Dooling's free throw after the technical on Bosh put the Magic ahead 73-66 with just under a minute left in the third quarter, and Orlando kept that cushion until midway through the fourth ... Delfino hit a jumper and Bosh made two free throws in four trips to the line, plus a hook shot over Howard, to draw the Raptors within 84-82 ... Keith Bogans and Jameer Nelson each hit three-pointers and Howard added a layup as the Magic answered with an 8-0 run over 3:13 to open a 92-82 lead, then its largest of the game ... Nelson scored 19 points for Orlando and Rashard Lewis had 18 points and 13 rebounds ... Hedo Turkoglu just missed a triple-double with 12 points, eight rebounds and nine assists, while Maurice Evans scored 12 points and Bogans added 11.

	1	2	3	4	F	POINTS	REBOUNDS	ASSISTS
TORONTO	26	24	18	24	92	Bosh 16	Bosh 9	Ford 5
ORLANDO	22	27	25	28	102	Howard 21	Howard 21	Turkoglu 9



2007 FIRST ROUND VS. NEW JERSEY



VS



TORONTO VS. NEW JERSEY APRIL 21, 2007 – MAY 4, 2007 FIRST ROUND – NEW JERSEY WINS 4-2

GAME ONE – NEW JERSEY 102, TORONTO 92

APRIL 21, 2007 – AIR CANADA CENTRE – ATTENDANCE: 20,330

Richard Jefferson scored 28 points to lead the New Jersey Nets to a 96-91 win over Toronto in the opening game of their Eastern Conference quarter-final series ... New Jersey led by as much as 15 and had a 78-65 advantage heading into the fourth quarter but Toronto cut the Nets' lead to just a point with five minutes to go on a three-pointer by Jose Calderon, and a three-pointer by Anthony Parker with 13 seconds left made it a three-point Nets' advantage, but a free throw by Vince Carter stretched it to four points as the Nets went on to claim the victory ... With Bosh on the bench with two fouls, the Nets opened the second quarter with a 19-9 run to open up an 11-point lead on Toronto ... The Raptors replied with a run of their own, a three by Juan Dixon cutting the Nets' advantage to 44-41 ... New Jersey went into the break with a 51-41 lead ... The Nets led 23-22 heading into the second ... Bosh finished with 22 points in his post-season debut, sitting much of the first half in foul trouble ... T.J. Ford added 21 points for the Raptors, while Parker had 16 points and Calderon chipped in with 13 ... Rasho Nesterovic grabbed a team-high 10 rebounds ... Jason Kidd had 15 assists and 10 rebounds to go with eight points for the Nets and former Raptor Carter finished with 16 points, nine in them in the fourth quarter.

	1	2	3	4	F	POINTS	REBOUNDS	ASSISTS
NEW JERSEY	23	28	27	18	96	Jefferson 28	Kidd 10	Kidd 15
TORONTO	22	19	24	26	91	Bosh 22	Nesterovic 10	Calderon 8

GAME TWO – TORONTO 89, NEW JERSEY 83

APRIL 24, 2007 – AIR CANADA CENTRE – ATTENDANCE: 20,239

Anthony Parker poured in 26 points and grabbed eight rebounds to lead the Raptors in an 89-83 win over the Nets, as Toronto evened its Eastern Conference quarter-final series with New Jersey at one game apiece ... Chris Bosh added 25 points and 13 rebounds for Toronto, while T.J. Ford finished with 13 points and six assists ... The playoff victory came after five years without a playoff appearance by Toronto ... It was also a first for the all-star Bosh, who carried his team down the stretch with 11 points in a fine fourth-quarter performance ... Former Raptor Vince Carter topped the Nets with 19 points, while Bostjan Nachbar added 17, and Jason Kidd finished with 14 points and 11 rebounds ... The Raptors and Nets paced each other for most of the night, neither team playing particularly well, and it was New Jersey that was up 63-58 with a quarter left to play ... Toronto opened the fourth quarter on a 10-0 run ... Bosh blocked a Richard Jefferson shot and then Parker connected on a three-pointer the next time down the floor to put the Raptors up by five points in front of a crowd of 20,239.

	1	2	3	4	F	POINTS	REBOUNDS	ASSISTS
NEW JERSEY	12	24	27	20	83	Carter 19	Carter/Kidd 11	Kidd 7
TORONTO	14	19	25	31	89	Parker 26	Bosh 13	Ford 6

GAME THREE – NEW JERSEY 102, TORONTO 89

APRIL 27, 2007 – CONTINENTAL AIRLINES ARENA – ATTENDANCE: 17,147

Jason Kidd had a playoff career-high 19 assists in his 10th post-season triple-double and Vince Carter scored 37 points to lead the New Jersey Nets over the Toronto Raptors 102-89 ... With the win, the Nets took a 2-1 lead in their Eastern Conference first-round series ... One day after missing practice because of a bruised left knee, Kidd was back in the starting lineup and added 16 points and 16 rebounds ... Kidd snapped a tie with Wilt Chamberlain and moved into one with Larry Bird for second on the career post-season triple-doubles list ... He is still 20 behind Magic Johnson, the career leader ... The Nets never trailed and led by as many as 21 points ... T.J. Ford scored 27 points for the Raptors, who haven't won a post-season road game since beating Philadelphia on May 6, 2001, in Game 1 of the Eastern Conference semifinals ... Bosh had 11 points on 3-of-10 shooting ... New Jersey shot 61 per cent and led 31-19 after one quarter behind 13 points from Carter ... The Raptors closed to 36-28 early in the second, but Carter made consecutive threes, then a spinning layup on a feed from Kidd to push the lead to 44-28 with 7:56 remaining in the half ... The lead was 58-39 at halftime and never fell below eight in the second half ... That came early in the fourth, and Carter then had a jumper and three-point play and Kidd added a basket to push the lead back to 15.

	1	2	3	4	F	POINTS	REBOUNDS	ASSISTS
TORONTO	19	20	29	21	89	Ford 27	Bosh 11	Ford 8
NEW JERSEY	31	27	21	23	102	Carter 37	Kidd 16	Kidd 19



2007 FIRST ROUND VS. NEW JERSEY



VS



TORONTO VS. NEW JERSEY APRIL 21, 2007 – MAY 4, 2007 FIRST ROUND – NEW JERSEY WINS 4-2

GAME FOUR – NEW JERSEY 102, TORONTO 81

APRIL 29, 2007 – CONTINENTAL AIRLINES ARENA – ATTENDANCE: 20,032

Vince Carter scored 27 points and Richard Jefferson added 23 as the Nets took a 3-1 lead over the Atlantic Division champions with a 102-81 victory ... Toronto finished with a 25-point fourth quarter to reduce New Jersey's lead to 21 ... The Nets were ahead by 33 at one point in the fourth ... Jefferson scored 16 points in the third ... The Nets shot .650 in the quarter and opened an 86-56 bulge after three ... New Jersey led by 21 in the second before the Raptors closed to 47-36 on Andrea Bargnani's jumper with 3:47 remaining ... Jason Kidd answered with consecutive threes, pushing the lead back to 17, and the Nets were ahead 56-37 at the half ... Carter shot six-of-eight and had 15 points (as many as the Raptors) as New Jersey led by 17 after one ... The Nets were up 31-19 after one quarter of Game Three ... New Jersey made a franchise playoff-record 14 three-point field goals on 27 attempts ... Andrea Bargnani made his first career playoff start in place of Joey Graham ... Bargnani led the Raptors with 16 points ... Chris Bosh had 13 points and 10 rebounds, shooting 5-of-12 ... Jason Kidd added 17 points, 13 assists and eight rebounds for New Jersey ... The 21-point victory was New Jersey's second-biggest ever in a playoff game.

	1	2	3	4	F	HI PTS	HI REBS	HI ASTS
TORONTO	15	22	19	25	81	Bargnani 16	Bosh 10	Ford 5
NEW JERSEY	32	24	30	16	102	Carter 27	Kidd 8	Kidd 13

GAME FIVE – TORONTO 98, NEW JERSEY 96

MAY 1, 2007 – AIR CANADA CENTRE – ATTENDANCE: 20,511

Jose Calderon scored a career-high 25 points as the Raptors earned a 98-96 Game Five victory over the New Jersey Nets forcing a sixth game in their Eastern Conference quarter-final series ... The victory cut the Nets' best-of-seven series lead to 3-2 ... With starting point guard T.J. Ford sidelined for the final three quarters with a back injury Raptors rookie Andrea Bargnani and Morris Peterson stepped up their games, Bargnani scoring 18 points, and Peterson finishing with 17 ... Anthony Parker came off the bench and had 18 on the night ... Calderon filled in for Ford, finishing with eight assists in his 38 minutes before leaving the game with 27 seconds left with a sprained right ankle ... Former Raptor Vince Carter scored a game-high 30 points to top the Nets, while Richard Jefferson added 23 ... The Raptors built a 20-point lead with a strong first-quarter performance ... The Nets cut Toronto's lead to 87-85 with 5:36 left ... The Raptors managed to get their lead back to seven, but the Nets battled back again, a three-pointer by Carter with 27 seconds making it a 95-94 Raptors lead ... Three free throws by Bosh and a basket by the Nets' Mikki Moore in the final 25 seconds made it a two-point Raptors lead ... Boštjan Nachbar missed on a three-point attempt as the buzzer sounded to seal the Raptors' victory.

	1	2	3	4	F	POINTS	REBOUNDS	ASSISTS
NEW JERSEY	13	29	25	29	96	Carter 30	Moore 10	Kidd 10
TORONTO	33	26	20	19	98	Calderon 25	Graham 10	Calderon 8

GAME SIX – NEW JERSEY 98, TORONTO 97

MAY 4, 2007 – CONTINENTAL AIRLINES ARENA – ATTENDANCE: 20,032

Richard Jefferson made a layup with 8.3 seconds left, stole a pass on the next possession, and New Jersey beat the Toronto Raptors 98-97 to win the first-round series 4-2 ... Jose Calderon's pass to Chris Bosh with 1.9 seconds left in the fourth was intercepted by a leaping Jefferson, sending the Raptors to their ninth straight road postseason loss ... The Nets trailed 65-64 with under three minutes left in the third quarter before Kidd found Jefferson with an alley-oop pass on the break, made a pair of free throws, and set up Jason Collins for a layup and a five-point lead with 1:51 remaining ... He assisted on Boštjan Nachbar's three-pointer with 21 seconds to go in the period as New Jersey brought a 75-68 lead to the fourth ... T.J. Ford entered late in the first quarter and was six-of-seven for 13 points in the second, helping the Raptors take a 46-43 lead into halftime ... Toronto shot 50 percent and limited New Jersey to .375 in the first 12 minutes, which ended in a 21-all tie ... Bosh had 23 points, including 13 in the fourth, nine assists and seven rebounds, while Andrea Bargnani had 17 points and seven rebounds for the Raptors ... Injured point guards Ford and Calderon combined for 33 points ... Jason Kidd finished with 18 points, 15 assists and eight rebounds for the Nets, averaging a triple-double for the series – the first player to do so since he did it against Boston in the 2002 Eastern Conference finals ... Jefferson scored 24 points and Vince Carter added 21 ... The Raptors finished 0-5 in New Jersey this season.

	1	2	3	4	F	POINTS	REBOUNDS	ASSISTS
TORONTO	21	25	22	29	97	Bosh 23	Peterson 8	Bosh 9
NEW JERSEY	21	22	32	23	98	Jefferson 24	Kidd/Moore 8	Kidd 15



2002 FIRST ROUND VS. DETROIT



VS



TORONTO VS. DETROIT APRIL 21, 2002 – APRIL 29, 2002 FIRST ROUND – DETROIT WINS 3-2

GAME ONE – DETROIT 85, TORONTO 63

APRIL 21, 2002 – THE PALACE OF AUBURN HILLS – ATTENDANCE: 22,076

Toronto lost its opening game of the 2002 NBA playoffs 85-63 ... Toronto's 63 points set a playoff franchise low for points in a game ... The Raptors opened the game shooting .182 (4-22) in the first quarter scoring a playoff franchise-low nine points ... Detroit scored 16 points on .316 shooting (6-19) ... Together, they set a NBA playoff record for fewest combined points by two teams in the first quarter ... Toronto improved its shooting in the second quarter to .500 (9-18) but still were outscored in the quarter 26-25 ... Detroit led 42-34 at the half ... Antonio Davis collected 10 of his team-high 14 rebounds in the first half ... The Raptors struggled from the floor in the third quarter shooting .167 (3-18) while scoring 11 points ... Toronto was outscored 20-18 in the fourth quarter ... Antonio Davis paced the Raptors with 15 points while Jerry Stackhouse scored 20 for the Pistons ... Ben Wallace set a Raptors playoff opponent high with 20 rebounds including a Raptors opponent playoff record 15 on the defensive end ... Toronto's .299 (23-77) shooting from the field set a new team playoff low as did its 23 field goals ... Toronto's 29 second-half points was also a new playoff low ... The Raptors held Detroit to an opponent playoff-low .211 per cent (4-19) shooting from beyond the arc.

	1	2	3	4	F	POINTS	REBOUNDS	ASSISTS
TORONTO	9	25	11	18	63	Davis 15	Davis 14	A. Williams 6
DETROIT	16	26	23	20	85	Stackhouse 20	Wallace 20	Stackhouse 4

GAME TWO – DETROIT 96, TORONTO 91

APRIL 24, 2002 – THE PALACE OF AUBURN HILLS – ATTENDANCE: 22,076

The Raptors trailed the best-of-five series 2-0 after dropping Game Two 96-91 to Detroit ... Alvin Williams missed a potential game-tying three pointer with 7.7 seconds remaining ... Toronto shot .545 per cent (12-22) from the field in the first quarter with Keon Clark scoring eight of his then playoff career-high 12 points in the frame ... The Raptors outrebounded Detroit 15-6 in the first quarter and grabbed a postseason franchise-high 50 rebounds in the game ... The Raptors responded by starting the second quarter on a 9-2 run and led by as much as 10 points ... Cortiss Williamson came off the Pistons' bench and netted eight of his 10 points in the quarter to pull Detroit to within three at the half ... Detroit shot only .318 per cent (7-22) in the third quarter but outscored Toronto in the paint 12-4 and led 72-67 heading into the fourth quarter ... Jerry Stackhouse scored 13 of his career-playoff-high 31 points in the frame ... Antonio Davis scored 10 of his 21 points in the fourth as the Raptors shot .545 (12-22) from the field ... Toronto took an 85-83 lead at the 4:49 mark but lost it on a Jon Barry three-pointer and could not erase the deficit ... Detroit went 27-33 from the free throw line compared to 11-16 by Toronto ... Chris Childs scored a team-high 22 points and recorded a franchise playoff-best 14 assists ... Jerome Williams scored a career playoff-high 13 points ... Ben Wallace grabbed a game-high 15 rebounds for Detroit.

	1	2	3	4	F	POINTS	REBOUNDS	ASSISTS
TORONTO	30	19	18	24	91	Childs 22	Davis 14	Childs 14
DETROIT	27	19	26	24	96	Stackhouse 31	Wallace 15	Atkins/Robinson/Wallace 4

GAME THREE – TORONTO 94, DETROIT 84

APRIL 27, 2002 – AIR CANADA CENTRE – ATTENDANCE: 20,138

The Raptors trail the best-of-five series 2-1 after winning Game Three in Toronto ... Toronto jumped out to a fast start shooting .619 (13-21) in the first quarter ... Alvin Williams scored eight of his 17 points in the quarter as Toronto took a 26-17 lead ... Chucky Atkins netted 13 of his playoff career-high 21 points in the first quarter, leading all Pistons scorers in the game ... Detroit shot .588 (10-17) in the second quarter but was outscored 25-23 ... Antonio Davis scored 18 of his playoff career and team-high 30 points in the first half shooting 9-11 from the field (finishing the game 14-19) ... Jerry Stackhouse was held scoreless in the first half ... Toronto outscored Detroit 28-27 in the third quarter despite being outscored on fast break points 11-6 ... Detroit closed to within six points of the Raptors with 6:52 remaining in the game, but could not move any closer as the Raptors went on to win by 10 points ... Chris Childs recorded his second straight double-double with 12 points and 10 assists.

	1	2	3	4	F	POINTS	REBOUNDS	ASSISTS
DETROIT	17	23	27	17	84	Atkins 21	Wallace 11	Stackhouse 4
TORONTO	26	25	28	18	94	Davis 30	Davis 8	Childs 10



2002 FIRST ROUND VS. DETROIT



VS



TORONTO VS. DETROIT
APRIL 21, 2002 - APRIL 29, 2002
FIRST ROUND - DETROIT WINS 3-2

GAME FOUR - TORONTO 89, DETROIT 83

APRIL 29, 2002 - AIR CANADA CENTRE - ATTENDANCE: 20,112

The Raptors evened their best-of-five series at 2-2 with an 89-83 win at Air Canada Centre ... The Raptors scored the first basket of the game but the Pistons followed with an 8-0 run ... The Raptors scored 16 fast break points in the quarter compared to three by the Pistons ... The teams were tied 21-21 heading into the second stanza ... The Raptors went on an 11-0 run between the first and second quarter to open a nine-point lead ... Detroit shot .211 (4-19) from the field in the quarter with Corliss Williamson accounting for 12 of Detroit's 15 points ... He finished the game with a bench-high 14 points ... Toronto finished the first half leading 46-36 ... Keon Clark recorded a double-double by halftime with 15 points and 13 rebounds ... He finished the night with a career playoff-high 19 points and a postseason franchise-best 16 rebounds ... Detroit responded in the third quarter outscoring Toronto 25-20 on .500 (8-16) shooting from the field ... Chucky Atkins scored nine of his team-high 20 points in the frame ... A 21-foot jump shot by Jerry Stackhouse cut the Raptors' lead to three points with 2:16 remaining in the game but that was as close as the Pistons would come as the Raptors outscored Detroit 23-22 in the quarter ... Morris Peterson led the Raptors with a career playoff-high 20 points while Alvin Williams recorded a career playoff-high nine assists ... Toronto outrebounded Detroit 43-36 and recorded 38 points in the paint compared to 28 by the Pistons ... The Raptors will play in their second consecutive Game Five in the opening round of the NBA Playoffs, having defeated New York 93-89 at Madison Square Garden last season.

	1	2	3	4	F	POINTS	REBOUNDS	ASSISTS
DETROIT	21	15	25	22	83	Atkins 20	Wallace 12	Robinson 6
TORONTO	21	25	20	23	89	Peterson 20	Clark 16	A. Williams 9

GAME FIVE - DETROIT 85, TORONTO 82

MAY 2, 2002 - THE PALACE OF AUBURN HILLS - ATTENDANCE: 22,076

The Raptors lost the fifth and deciding game to the Pistons 85-82, marking the end to their 2001-02 season ... Toronto shot .529 from the field in the first quarter, led by Keon Clark who netted nine points ... Corliss Williamson scored nine of his game-high 23 points in the second stanza as he and Jon Barry combined for 17 of Detroit's 25 second-quarter points ... The Raptors led 48-46 at halftime ... Toronto shot only .267 (4-15) from the field in the third frame and managed just 11 points ... Dell Curry scored 14 of his team-high 17 points in the fourth quarter ... Toronto tied the game three times in the last six minutes and led by four with 3:37 remaining but could not hold on to the lead ... Jerry Stackhouse made his only field goal of the game at the 1:42 mark of the fourth quarter which gave the Pistons a lead they would never relinquish ... Corliss Williamson made a lay-up from an in-bounds pass with two seconds remaining on the shot clock to give Detroit a four-point cushion with 26.8 seconds remaining to seal the victory.

	1	2	3	4	F	POINTS	REBOUNDS	ASSISTS
TORONTO	26	22	11	23	82	Curry 17	Davis 12	Childs/A. Williams 6
DETROIT	21	25	17	22	85	Williamson 23	Wallace 17	Stackhouse 7



2001 SECOND ROUND VS. PHILADELPHIA



VS



TORONTO VS. PHILADELPHIA

MAY 6, 2001 – MAY 20, 2001

SECOND ROUND – PHILADELPHIA WINS 4-2

GAME ONE – TORONTO 96, PHILADELPHIA 93

MAY 6, 2001 – FIRST UNION CENTER – ATTENDANCE: 20,892

The Toronto Raptors captured their third straight postseason win and took a 1-0 lead in the Eastern Conference Semifinal with a 96-93 triumph over the conference-leading 76ers ... Allen Iverson scored 11 of his game-high 36 points in the first quarter but received only six points from his teammates ... Toronto led 21-17 after 12 minutes despite shooting .364 (8-22) from the floor ... The Raptors opened the second stanza with a 13-3 run and led by as much as 17 points ... Toronto shot .500 from the floor (11-22) compared to .200 by Philadelphia (4-20) ... Dell Curry came off the Toronto bench scoring eight of his 20 points to help the Raptors take a 47-37 lead into the half ... The 76ers did not score a three-pointer in the first half (0-3) while the Raptors connected on 4-12 from downtown ... Both teams came out of the locker room with a hot hand shooting .500 from the floor for the quarter ... Philadelphia outscored Toronto 10-0 in the paint during the third frame but the Raptors took a 73-61 lead into the final quarter ... Vince Carter scored 10 of his then franchise and career postseason-high 35 points including Toronto's last four points to give the Raptors the win ... Allen Iverson scored a three-pointer with 7.9 seconds remaining to bring the 76ers to within one point but two free-throws by Carter sealed the victory.

	1	2	3	4	F	POINTS	REBOUNDS	ASSISTS
TORONTO	21	26	26	23	96	Carter 35	Davis 12	Carter 7
PHILADELPHIA	17	20	24	32	93	Iverson 36	Mutombo 12	Snow 7

GAME TWO – PHILADELPHIA 97, TORONTO 92

MAY 9, 2001 – FIRST UNION CENTER – ATTENDANCE: 20,870

Allen Iverson scored a Sixers franchise postseason-high 54 points to carry Philadelphia to a 97-92 win ... Iverson's 54 points was the most scored against the Raptors in franchise history ... Toronto led 31-21 after the first quarter on .619 (13-21 FG) shooting from the floor ... Vince Carter scored 10 of his 28 points in the opening frame including six points from downtown to lead the Raptors ... The 76ers bounced back in the second stanza on .579 shooting (11-19 FG) from the floor and 20 points from Iverson, including a 22-foot jump shot at the buzzer to give Philadelphia a 49-47 lead at halftime ... The teams exchanged points in the third quarter (24-24) ... Iverson scored 19 straight points for the 76ers in the final frame ... Antonio Davis collected his sixth double-double of the postseason (19 points, 10 rebounds) ... Dell Curry scored in double figures off the bench for the second straight game including three-of-six from beyond the arc ... Philadelphia shot .962 (25-26) from the charity stripe while Toronto shot a playoff-low .538 (7-13) from the line ... The Raptors distributed the ball recording a then franchise playoff-high 29 assists ... Philadelphia outbounded Toronto (44-41) for the second straight game and outscored the Raptors 34-16 in the paint ... With the win the 76ers snapped their four game losing skid to Toronto.

	1	2	3	4	F	POINTS	REBOUNDS	ASSISTS
TORONTO	31	16	24	21	92	Carter 28	Davis 10	Childs 9
PHILADELPHIA	21	28	24	24	97	Iverson 54	Hill 10	Snow 5

GAME THREE – TORONTO 102, PHILADELPHIA 78

MAY 11, 2001 – AIR CANADA CENTRE – ATTENDANCE: 20,436

Vince Carter tied the NBA postseason record with nine three-pointers, including a record eight treys in the first half as part of a 50-point night to boost the Raptors to a 102-78 win over the 76ers ... Both teams came out shooting well as the Raptors shot .500 (10-20) from the field and the Sixers replied with .526 (10-19) shooting ... Carter scored 15 points in the opening frame including three from downtown ... Allen Iverson netted 11 of his 23 points in the first quarter as the teams tied 23-23 after 12 minutes ... The Raptors set a postseason mark for points in a quarter with 35 in the second stanza, including 19 from Carter ... Antonio Davis and Chris Childs scored eight points each and were the only Raptors other than Carter to score in the quarter ... Carter's five three-pointers in the frame tied an NBA postseason record ... Philadelphia shot .167 from the field in the second quarter compared to .524 for the Raptors ... Toronto built a 17-point lead on runs of 12-1 and 13-3 to end the half with a 58-41 lead ... Carter's 34 points in the first half set a franchise playoff record ... The Sixers came out of the locker room on a 10-2 run to bring the Toronto lead down to 43, and as low as 11 in the quarter ... Toronto led 75-61 after three frames ... The Raptors shot .611 (11-18) in the final quarter compared to the Sixers' .250 (4-16) and closed the game on an 11-2 run ... Toronto outbounded Philadelphia 43-37 and outscored the Sixers in the paint for the first time in the series 36-22 ... The Sixers went to the charity stripe 33 times (23-33) while Toronto made a trip to the line only 12 times (10-12) ... The Raptors collected 29 assists tying the then postseason franchise mark set last game ... Chris Childs set a then individual playoff high with 10 assists.

	1	2	3	4	F	POINTS	REBOUNDS	ASSISTS
PHILADELPHIA	23	18	20	17	78	Iverson 23	Mutombo 9	Iverson 8
TORONTO	23	35	17	27	102	Carter 50	Davis 14	Childs 10

GAME FOUR – PHILADELPHIA 84, TORONTO 79

MAY 13, 2001 – AIR CANADA CENTRE – ATTENDANCE: 20,351

The Philadelphia 76ers tied the Eastern Conference Semifinal series at 2-2 with an 84-79 win at Air Canada Centre ... Toronto scored the first basket of the game but never led for the remainder of the afternoon ... Allen Iverson scored 13 of his game-high 30 points in the first quarter, including two shots from downtown to boost the Sixers to a 26-18 lead after 12 minutes ... Toronto shot 26 per cent from the field (13-50) in the first half while Philadelphia responded at .462 (18-39) ... The Sixers scored 23 fast-break points in the opening half and led 49-36 going into the break ... Aaron McKie scored 10 of his 18 points in the third quarter as the Sixers took a 70-61 lead into the final stanza ... Charles Oakley scored all of his 11 points in the third frame ... The Raptors tied the score at 78-78 with 2:46 to play on a Chris Childs' three-pointer, however, Iverson returned the favour from downtown and the Toronto turnover that followed put the game out of reach ... The Raptors set two then franchise postseason lows with 79 points and a .333 field goal percentage (27-81) ... Toronto also set franchise playoff highs with 11 blocks and a then .875 percent free-throw percentage (21-24) ... All five Raptor starters reached double-digit scoring ... For the first time in franchise postseason history three of those players (Carter, Davis, Oakley) collected double-doubles ... Vince Carter was the leading scorer for Toronto with 25 points.

	1	2	3	4	F	POINTS	REBOUNDS	ASSISTS
PHILADELPHIA	26	23	21	14	84	Iverson 30	Mutombo 17	Iverson/McKie 5
TORONTO	18	18	25	18	79	Carter 25	Davis/Oakley 11	Childs 7

2001 SECOND ROUND VS. PHILADELPHIA



VS



TORONTO VS. PHILADELPHIA

MAY 6, 2001 – MAY 20, 2001

SECOND ROUND – PHILADELPHIA WINS 4-2

GAME FIVE – PHILADELPHIA 121, TORONTO 88

MAY 16, 2001 – FIRST UNION CENTER – ATTENDANCE: 20,939

Allen Iverson netted 52 points to become only the second player in NBA history to record two 50+ point games in a playoff series (Michael Jordan, 1988 vs. Cleveland) as the Sixers defeated the Raptors 121-88 ... Philadelphia started the game on an 11-0 run and never looked back ... The Sixers shot better than .600 from the floor in the first three quarters and finished the night with a 60.3 shooting percentage (47-78) ... The Sixers led 33-12 after 12 minutes, scoring 17 points on 10 Toronto turnovers ... Allen Iverson scored 29 of his 52 points in the first half, including four of his eight three-pointers ... Philadelphia increased its lead to 22 points (62-40) by halftime ... Antonio Davis netted 10 of his 14 points in the third frame shooting three-of-three from the field and four-of-four from the charity stripe ... The Raptors trailed 93-67 heading into the last frame ... Jerome Williams scored 10 points coming off the Toronto bench in the fourth quarter ... The Raptors loss was the largest margin of defeat in franchise postseason history and marked the first back-to-back losses for Toronto since March 13 and 15 (vs. Milwaukee, at New York) ... Toronto grabbed only 28 rebounds, a franchise playoff low.

	1	2	3	4	F	POINTS	REBOUNDS	ASSISTS
TORONTO	12	28	27	21	88	Carter 16	Carter/J.Williams/Clark 5	Childs 8
PHILADELPHIA	33	29	31	28	121	Iverson 52	Mutombo 9	McKie 9

GAME SIX – TORONTO 101, PHILADELPHIA 89

MAY 18, 2001 – AIR CANADA CENTRE – ATTENDANCE: 20,499

The Toronto Raptors forced a seventh and deciding game in the Eastern Conference Semifinal with a 101-89 Game Six win over the Sixers at Air Canada Centre in front of a record crowd of 20,499 ... Morris Peterson replaced Chris Childs in the starting lineup and scored seven of his 17 points in the opening frame ... Toronto jumped out to a 27-17 first-quarter lead ... The Raptors turned the ball over five times in the opening quarter but only three more times throughout the game for a franchise postseason low of eight ... Toronto led by as much as 19 points in the second stanza, shooting .611 (11-18) from the field in the quarter ... Vince Carter scored 13 of his game-high 39 points in the frame to help give Toronto a 54-39 halftime lead ... The Sixers rebounded in the third quarter outscoring the Raptors 29-16 in the frame and trailed by only two heading into the final 12 minutes ... Allen Iverson scored 12 of his 20 points in the third stanza ... Philadelphia scored 12 points off the fast break and 10 second-chance points in the quarter ... The Raptors blew the game open early in the fourth frame with scoring runs of 11-4 and 12-0 to extend their lead to as much as 21 points ... The Sixers outrebounded Toronto 49-38, however, the Raptors distributed the ball recording 29 assists compared to 16 by Philadelphia ... Antonio Davis (17 points, 13 rebounds) posted his ninth double-double of the postseason.

	1	2	3	4	F	POINTS	REBOUNDS	ASSISTS
PHILADELPHIA	17	22	29	21	89	Iverson 20	Mutombo 14	McKie 6
TORONTO	27	27	16	31	101	Carter 39	Davis 13	Peterson 7

GAME SEVEN – PHILADELPHIA 88, TORONTO 87

MAY 20, 2001 – FIRST UNION CENTER – ATTENDANCE: 20,848

The Toronto Raptors were eliminated from the 2001 NBA playoffs with an 88-87 loss to the Philadelphia 76ers in Game Seven of the Eastern Conference Semifinal ... The Sixers jumped out to an early lead with a 10-0 run midway through the opening quarter ... Philadelphia shot .500 (10-20) from the field and visited the charity stripe 10 times as they took a 31-21 lead after 12 minutes ... Toronto opened the second quarter on a 10-2 run to pull within two points but the Sixers responded to extend their lead to double digits ... The Raptors made only one three-pointer through two quarters (1-6) ... Antonio Davis scored 14 of his game-high and postseason-best 23 points in the first half ... The Sixers led 50-42 at the break ... Toronto shot .526 (10-19) from the field and outscored Philadelphia 24-19 in the third frame ... The Raptors continued their hot hand from the field in the final quarter shooting .571 (8-14) ... Dell Curry hit a three-pointer with 55.5 seconds remaining to pull Toronto to within one point ... With 2.2 seconds remaining, Vince Carter's desperate shot hit the back of the rim ... Allen Iverson netted 21 points and a career-high 16 assists while teammate Dikembe Mutombo scored 10 points and grabbed 17 rebounds ... Vince Carter collected 20 points with seven rebounds and nine assists ... The Sixers outrebounded the Raptors 41-35 and visited the free-throw line 15 more times (32-17) than Toronto.

	1	2	3	4	F	POINTS	REBOUNDS	ASSISTS
TORONTO	21	21	24	21	87	Davis 23	Oakley 10	Carter 9
PHILADELPHIA	31	19	19	19	88	McKie 22	Mutombo 17	Iverson 16



2001 FIRST ROUND VS. NEW YORK



VS



TORONTO VS. NEW YORK
APRIL 22, 2001 – MAY 4, 2001
FIRST ROUND – TORONTO WINS 3-2

GAME ONE – NEW YORK 92, TORONTO 85

APRIL 22, 2001 – MADISON SQUARE GARDEN – ATTENDANCE: 19,763

The Toronto Raptors opened the 2001 NBA Playoffs with a 92-85 loss to the New York Knicks at Madison Square Garden ... Charles Oakley and Antonio Davis combined for 14 of Toronto's 18 first-quarter points, however, six different Knicks found the scoreboard early as New York took a 22-18 lead after the opening frame ... The Raptors tied a then playoff high with 26 points in the second stanza led by Chris Childs' seven points ... Toronto took a 44-41 halftime lead ... Alvin Williams carried the Raptors on his back in the third quarter scoring 10 points on .555 (5-9) shooting from the field ... The Knicks made a 9-0 run early in the second half to erase a six-point deficit and took a slim 66-65 lead into the final frame ... The Raptors shot .250 (5-20) from the field in the fourth quarter while the Knicks countered with .450 (9-20) shooting ... Antonio Davis scored 11 points in the fourth frame including Toronto's final seven points on seven-of-eight shooting from the charity stripe ... New York answered by scoring the game's last five points to extend its margin of victory to seven points 92-85 ... Allan Houston scored a game-high 23 points while former Raptor Marcus Camby grabbed a game-high 18 rebounds ... The Raptors were outrebounced 45-37 and dropped their fourth straight postseason game against the Knicks.

	1	2	3	4	F	POINTS	REBOUNDS	ASSISTS
TORONTO	18	26	21	20	85	Davis 19	Davis 15	A. Williams 8
NEW YORK	22	19	25	26	92	Houston 23	Camby 18	Jackson 6

GAME TWO – TORONTO 94, NEW YORK 74

APRIL 26, 2001 – MADISON SQUARE GARDEN – ATTENDANCE: 19,763

The Toronto Raptors captured their first postseason win in franchise history and evened the best-of-five series at 1-1 with a 94-74 victory over the New York Knicks ... Alvin Williams tallied 23 points to lead all scorers ... The Raptors led 20-16 at the end of one quarter as Antonio Davis scored six of his 15 points in the opening frame ... Toronto led by as much as seven points in the second quarter but the Knicks clawed back to even the score at 35-35 and trailed by four heading into the half ... Kurt Thomas netted 11 of his team-high 23 points in the second stanza on three-of-three shooting from the field and five-of-six shooting from the charity stripe ... Toronto built a 14-point lead on .625 shooting from the field through three quarters ... The Knicks did not make a three-point field goal through the first 36 minutes while Toronto countered with .364 (4-11) from downtown ... The Raptors took a 66-52 lead into the final frame ... Toronto set a then franchise playoff-high with 28 points in the fourth quarter due in large part to its 16-5 rebounding edge ... The Raptors finished the game with a 48-36 rebounding advantage and a twenty-point margin of victory ... Charles Oakley (12 points, 10 rebounds) and Antonio Davis (15 points, 12 rebounds) both finished the night with a double-double for Toronto and Kurt Thomas accomplished the same feat with 23 points and 12 rebounds for the Knicks.

	1	2	3	4	F	POINTS	REBOUNDS	ASSISTS
TORONTO	20	19	27	28	94	A. Williams 23	Davis 12	Childs 7
NEW YORK	16	19	17	22	74	Thomas 23	Thomas 12	Jackson 5

GAME THREE – NEW YORK 97, TORONTO 89

APRIL 29, 2001 – AIR CANADA CENTRE – ATTENDANCE: 20,217

The New York Knicks took a 2-1 series lead with a 97-89 win over the Toronto Raptors in front of a then record crowd of 20,217 at Air Canada Centre ... Toronto turned the ball over four times in the first five minutes of the game and six times through one quarter as New York built an early 11-3 lead ... The Raptors replied with a 7-0 run of their own and pulled within four points by the end of the first frame ... The Knicks shot .500 (9-18) from the floor in the first quarter and .529 for the game ... Glen Rice came off the Knicks bench in the second quarter and scored 10 of his 18 points on four-of-five shooting from the field and two-of-two from the charity stripe ... New York held a four-point lead, 45-41, going into halftime ... Trailing by as much as seven in the third frame, the Raptors tied the game at 54-54 midway through the quarter as Vince Carter and Charles Oakley each contributed eight points ... The Knicks led 68-67 going into the fourth stanza ... The Raptors took a short-lived lead early in the quarter at 72-70 but a three-pointer by Charlie Ward erased Toronto's only lead of the game ... Keon Clark came off the Toronto bench and scored eight straight points including six-of-six from the free-throw line ... The Raptors shot only .294 from the floor in the last quarter, half of New York's success rate of .588 ... With the win, the Knicks moved to 5-1 vs. the Raptors in postseason play.

	1	2	3	4	F	POINTS	REBOUNDS	ASSISTS
NEW YORK	20	25	23	29	97	Houston 24	Thomas 9	Sprewell 5
TORONTO	16	25	26	22	89	Davis 21	Davis 12	Childs 9



2001 FIRST ROUND VS. NEW YORK



VS



TORONTO VS. NEW YORK
APRIL 22, 2001 – MAY 4, 2001
FIRST ROUND – TORONTO WINS 3-2

GAME FOUR – TORONTO 100, NEW YORK 93

MAY 2, 2001 – AIR CANADA CENTRE – ATTENDANCE: 20,282

The Toronto Raptors captured their first home playoff victory with a 100-93 win in front of a record crowd of 20,282 ... The Knicks shot .643 (9-14) from the floor and went to the charity stripe six times while Toronto never made a trip to the line in the first quarter ... Vince Carter scored nine points in the opening frame to lead the Raptors to a 26-22 first-quarter lead ... The Knicks continued to shoot well from the floor in the second stanza (9-16) and outscored Toronto 19-18 in the quarter as the Raptors held a 44-41 halftime lead ... Three New York players had scored in double figures by halftime (Latrell Sprewell, Allan Houston and Glen Rice) while Toronto's Carter (17) and Chris Childs (10) also scored 10+ points before the break ... Toronto outrebounded the Knicks 16-14 in the first half as New York only grabbed one offensive rebound during the first 24 minutes ... The Raptors closed the night outrebounding New York 38-31 ... Toronto came out strong in the third quarter but a 15-6 run by New York tied the game at 62-62 before the Raptors pulled away for good ... Toronto shot .563 (9-for-16) in the third frame ... A 16-6 run by the Raptors to open up the fourth quarter assured them of the victory ... Carter and Alvin Williams scored 9 points while Childs collected 8 points in the final stanza to lead the Raptors ... Sprewell contributed 12 of his 24 points in the final frame ... Toronto made 20 trips to the free-throw line in the fourth quarter (14-20) ... Carter scored a career and franchise playoff-high 32 points while Childs scored a career playoff-high 25 points ... Houston led all Knicks with 27 points.

	1	2	3	4	F	POINTS	REBOUNDS	ASSISTS
NEW YORK	22	19	23	29	93	Houston 27	Thomas 10	Houston 5
TORONTO	26	18	26	30	100	Carter 32	Davis 9	Carter/Childs 4

GAME FIVE – TORONTO 93, NEW YORK 89

MAY 4, 2001 – MADISON SQUARE GARDEN – ATTENDANCE: 19,763

The Toronto Raptors won their first playoff series in franchise history with a 93-89 win during the decisive Game Five at Madison Square Garden ... Both teams shot better than .500 in the opening quarter as the Knicks outscored Toronto in the paint 12-4 ... The Raptors took a slim 25-24 lead after 12 minutes ... Latrell Sprewell scored nine points in the opening frame to lead all scorers ... Toronto came out with a 16-3 run to open the second stanza and collected nine second-chance points while the Knicks scored none ... Vince Carter scored nine of his 27 points in the second frame ... Despite shooting .563 (18-32) in the first half the Knicks trailed 49-43 going into the locker room at halftime ... The Raptors led by as much as 13 points in the third quarter as Antonio Davis collected eight points in the frame ... New York turned the ball over six times in the quarter and Toronto took a 70-59 lead into the last stanza ... The Knicks responded with a 15-5 run early in the fourth quarter to pull within two points at 76-74 ... Sprewell scored 12 of his game-high 29 points in the final 12 minutes and Alvin Williams scored nine of his 18 points in the last quarter for the second straight game ... Toronto set franchise playoff-highs with .667 (6-9) shooting efficiency from three-point range and .467 (35-75) overall from the floor ... Chris Childs tied a then franchise postseason mark with nine assists ... The Raptors ended New York's streak of nine consecutive first-round series wins.

	1	2	3	4	F	POINTS	REBOUNDS	ASSISTS
TORONTO	25	24	21	23	93	Carter 27	Davis 12	Childs 9
NEW YORK	24	19	16	30	89	Sprewell 29	Thomas 12	Jackson 7



2000 FIRST ROUND VS. NEW YORK



VS



TORONTO VS. NEW YORK
APRIL 23, 2000 – APRIL 23, 2000
FIRST ROUND – NEW YORK WINS 3-0

GAME ONE – NEW YORK 92, TORONTO 88

APRIL 23, 2000 – MADISON SQUARE GARDEN – ATTENDANCE: 19,763

In the first playoff game in franchise history, the Raptors fell behind the Knicks early, but fought back to tie the game late in the fourth quarter, before succumbing to New York 92-88. ... The Knicks jumped out in the first quarter and led by as much as 19 points. ... New York led 27-12 after the first period. ... Toronto only made 3-of-20 field goals in the opening quarter. ... The Raptors cut the lead under 10 with 7:26 remaining in the second on Vince Carter free throws, but the Knicks bumped it back to 15 on three straight buckets by Latrell Sprewell. ... Toronto outscored New York 25-19 in the second quarter, behind nine points from Tracy McGrady and eight from Kevin Willis and trailed 46-37 at the half. ... Charles Oakley hit three long jumpers early in the third quarter and back-to-back treys from McGrady and Muggsy Bogues late in the quarter narrowed the margin to three, although six straight points gave the Knicks a nine-point cushion after three quarters 71-62. ... Carter buried his first field goal of the game with 10:42 remaining in the fourth. ... With New York holding an 81-75 margin, Oakley nailed a three and Carter hit another to tie the game at 81 with 2:29 left. ... The game was tied twice more but Larry Johnson's three-pointer with 42 seconds left gave the Knicks the final lead of the game. ... A late Toronto flurry could not get a tying basket. ... The Raptors shot .370 from the field, compared to .486 for New York, but they stayed in the game by making 8-of-16 three-pointers. ... Toronto also outrebounded the Knicks, 47-34. ... McGrady led all scorers with 25 points while Sprewell and Allan Houston each had 21 for New York. ... Carter finished with 16 points despite making only 3-of-20 field goals.

	1	2	3	4	F	POINTS	REBOUNDS	ASSISTS
TORONTO	17	25	25	26	88	McGrady 25	Willis 11	Carter/Oakley 6
NEW YORK	27	19	25	21	92	Sprewell/Houston 21	Ewing 9	Ward 5

GAME TWO – NEW YORK 84, TORONTO 83

APRIL 26, 2000 – MADISON SQUARE GARDEN – ATTENDANCE: 19,763

The Raptors got off to a quick start by inserting Muggsy Bogues into the starting lineup. ... Toronto jumped out to a 26-15 first quarter lead shooting .556 from the field. ... Conversely the Knicks shot only .294 (5-17). ... The Raptors led by as many as 15 before New York went on a 9-0 run in the second, narrowing the score to 41-34 at the half. ... Toronto pushed the lead back up to 16 early in the third quarter and headed into the final frame with a 67-55 margin. ... In the final quarter Toronto saw its lead slip away as Larry Johnson scored eight straight points on a 12-3 run by the Knicks before fouling out at 5:09. ... Latrell Sprewell then tallied 11 straight Knick points, including game-tying free throws with 2:27 left. ... With 7.9 second remaining Sprewell sunk a six-foot running jumper to make the score 84-83 and give New York its first lead since 9:48 of the first quarter and to complete the Knicks fourth-quarter 12-point comeback. ... Toronto's last play, a three-pointer by Dee Brown rimmed out and the Knicks won the game 84-83. ... Carter led all scorers with 27 points including 13-of-16 free throws. ... Kevin Willis had another strong game coming off the Toronto bench recording his second straight double-double with 16 points and 10 rebounds. ... Tracy McGrady and Antonio Davis were the other Raptors to score in double figures with 13 and 12 points, respectively. ... Sprewell was the top scorer for the Knicks with 25 points. ... New York only had nine assists in the contest.

	1	2	3	4	F	POINTS	REBOUNDS	ASSISTS
TORONTO	26	15	26	16	83	Carter 27	Willis 10	Carter 5
NEW YORK	15	19	21	29	84	Sprewell 25	Camby 13	Houston 4

GAME THREE – NEW YORK 97, TORONTO 80

APRIL 30, 2000 – AIR CANADA CENTRE – ATTENDANCE: 19,996

The first NBA postseason game played in Canada was witnessed before the largest crowd to-date at Air Canada Centre. ... The thrilling contest was decided in the closing minute again and neither team led by more than seven points at any point in the game. ... New York led 21-20 after the first quarter and 46-45 at the break. ... They made 10-of-14 field goals in the second quarter. ... Antonio Davis led all players with 14 points in the first half. ... Midway through the third quarter, Tracy McGrady scored eight straight points to turn a one-point deficit into a 59-52 lead, Toronto's largest of the game. ... The Knicks responded with eight in a row of their own and led 63-61 heading into the final frame. ... New York scored the first eight points of the fourth quarter, immediately followed by a 7-0 run by the Raptors. ... From the point of 8:03 remaining, neither team led by more than three points, until a Larry Johnson three-pointer banked in with 25 seconds left to raise New York's lead to five points. ... The Raptors would not score again and two free throws by the Knicks gave them their largest lead of the match to end the game and the series. ... Toronto was outscored 26-17 in the fourth quarter. ... New York made 9-of-16 (.563) of its three-pointers while the Raptors were only 3-of-21 (.143), including a 0-10 mark in the second half. ... Each team had five players score in double figures, while Charles Oakley and Davis combined for 26 rebounds.

	1	2	3	4	F	POINTS	REBOUNDS	ASSISTS
NEW YORK	21	25	15	26	93	Houston 23	Ewing 11	Sprewell 6
TORONTO	20	25	18	17	80	Davis 18	Oakley 14	Carter 8

TOP SINGLE-GAME PLAYOFF RECORDS

POINTS

50 – Vince Carter	May 11, 2001	Game 3 vs. Philadelphia
39 – Chris Bosh	April 26, 2008	Game 4 vs. Orlando
39 – Vince Carter	May 18, 2001	Game 6 vs. Philadelphia

FIELD GOALS

19 – Vince Carter	May 11, 2001	Game 3 vs. Philadelphia
-------------------	--------------	-------------------------

FIELD GOALS ATTEMPTED

31 – Vince Carter	May 18, 2001	Game 6 vs. Philadelphia
-------------------	--------------	-------------------------

3-POINT FIELD GOALS

9 – Vince Carter	May 11, 2001	Game 3 vs. Philadelphia
------------------	--------------	-------------------------

3-POINT FIELD GOALS ATTEMPTED

13 – Vince Carter	May 11, 2001	Game 3 vs. Philadelphia
-------------------	--------------	-------------------------

FREE THROWS

13 – Chris Bosh	April 20, 2008	Game 1 at Orlando
13 – Vince Carter	April 26, 2000	Game 2 at New York

FREE THROWS ATTEMPTED

16 – Vince Carter	April 26, 2000	Game 2 at New York
-------------------	----------------	--------------------

OFFENSIVE REBOUNDS

9 – Chris Bosh	April 26, 2008	Game 4 vs. Orlando
----------------	----------------	--------------------

DEFENSIVE REBOUNDS

12 – Charles Oakley	April 30, 2000	Game 3 vs. New York
---------------------	----------------	---------------------

TOTAL REBOUNDS

16 – Keon Clark	April 29, 2002	Game 4 vs. Detroit
-----------------	----------------	--------------------

ASSISTS

14 – Chris Childs	April 24, 2002	Game 2 at Detroit
-------------------	----------------	-------------------

STEALS

4 – Jose Calderon	May 4, 2007	Game 6 at New Jersey
4 – Anthony Parker	April 24, 2007	Game 2 vs. New Jersey
4 – Morris Peterson	April 27, 2002	Game 3 vs. Detroit
4 – Vince Carter	May 18, 2001	Game 6 vs. Philadelphia
4 – Charles Oakley	April 30, 2000	Game 3 vs. New York

TURNOVERS

6 – Jose Calderon	April 27, 2007	Game 3 at New Jersey
6 – Vince Carter	May 16, 2001	Game 5 at Philadelphia
6 – Chris Childs	April 26, 2001	Game 2 at New York
6 – Tracy McGrady	April 23, 2000	Game 1 at New York

BLOCKS

4 – Chris Bosh	May 1, 2007	Game 5 vs. New Jersey
4 – Vince Carter	May 11, 2001	Game 3 vs. Philadelphia
4 – Antonio Davis	May 2, 2001	Game 4 vs. New York
4 – Antonio Davis	April 30, 2000	Game 3 vs. New York



PLAYOFF STATISTICS

RAPTORS 2008 PLAYOFF STATISTICS

PLAYER	G			FIELD GOALS			3-POINT FG			FREE THROWS			REBOUNDS			PTS			AVG				
	G	GS	MIN	FG	FGA	PCT	FG	FGA	PCT	FT	FTA	PCT	OFF	DEF	TOT	AST	PF	DQ		STL	TO	BLK	PTS
Bosh	5	5	199	42	89	.472	1	7	.143	35	42	.833	20	25	45	18	19	0	8	13	2	120	24.0
Kapono	5	0	152	31	53	.585	13	24	.542	3	4	.750	2	11	13	4	9	0	2	2	0	78	15.6
Calderon	5	0	120	22	50	.440	10	21	.476	5	5	1.000	4	14	18	35	15	0	1	6	0	59	11.8
Ford	5	5	124	21	58	.362	1	8	.125	15	16	.938	3	19	22	33	10	0	5	10	0	58	11.6
Parker	5	5	196	20	49	.408	5	17	.294	12	14	.857	4	26	30	10	12	0	4	4	2	57	11.4
Delfino	5	0	121	15	37	.405	4	15	.267	9	10	.900	5	19	24	11	14	1	4	3	0	43	8.6
Bargnani	5	5	104	13	39	.333	4	16	.250	2	2	1.000	1	6	7	2	15	0	4	2	3	32	6.4
Moon	5	3	104	11	29	.379	4	11	.364	1	1	1.000	7	17	24	4	6	0	6	2	3	27	5.4
Nesterovic	5	2	77	11	22	.500	0	0	---	1	2	.500	3	10	13	3	14	0	1	5	2	23	4.6
Baston	1	0	1	0	0	---	0	0	---	0	0	---	0	0	0	0	0	0	1	0	0	0	0.0
Graham	2	0	2	0	2	.000	0	1	0.000	0	0	---	0	0	0	0	0	0	0	0	0	0	0.0
Humphries	3	0	2	0	0	---	0	0	---	0	0	---	0	0	0	0	0	0	0	0	0	0	0.0
RAPTORS	5	-	1200	186	428	.435	42	120	.350	83	96	.865	49	147	196	120	114	1	36	50	12	497	99.4
MAGIC	5	-	1200	185	392	.472	48	148	.324	102	132	.773	64	163	227	98	90	0	27	69	26	520	104.0

PLAYER	SINGLE-GAME HIGHS							AVERAGE PER GAME							CAREER HIGHS							
	MIN	REB	AST	ST	TO	BL	PTS	MIN	REB	AST	STL	TO	BLK	PTS	FG	FGA	FT	FTA	REB	AST	PTS	
Bosh	45	15	6	3	4	1	39	39.8	9.0	3.6	1.60	2.6	0.40	24.0	16C	26C	13C	13C	15C	9	39C	
Kapono	34	5	2	1	1	0	20	30.4	2.6	0.8	0.40	0.4	0.00	15.6	8C	13C	2T	2T	5C	2C	20C	
Calderon	26	7	13	1	3	0	18	24.0	3.6	7.0	0.20	1.2	0.00	11.8	12	20	2T	2T	7C	7C	13C	25
Ford	30	5	13	2	4	0	21	24.8	4.4	6.6	1.00	2.0	0.00	11.6	11	22	6T	6T	7	15	27	
Parker	44	7	4	2	2	2	24	39.2	6.0	2.0	0.80	0.8	0.40	11.4	8	14C	8	9	9	4C	26	
Delfino	30	7	3	2	1	0	16	24.2	4.8	2.2	0.80	0.6	0.00	8.6	6C	11C	6C	6C	7C	3C	16C	
Bargnani	28	3	2	1	1	2	9	20.8	1.4	0.4	0.80	0.4	0.60	5.4	6	11T	4	5	7	4	18	
Moon	33	10	4	2	1	1	11	20.8	4.8	0.8	1.20	0.4	0.60	5.4	5C	9C	1C	1C	10C	4C	11C	
Nesterovic	36	8	2	1	2	1	16	15.4	2.6	0.6	0.20	1.0	0.40	4.6	8T	18	3	4	10	3	16T	
Baston	1	0	0	1	0	0	0	1.0	0.0	0.0	1.00	0.0	0.00	0.0	0C	0C	0C	0C	0C	0C	0C	
Graham	1	0	0	0	0	0	0	1.0	0.0	0.0	0.00	0.0	0.00	0.0	2	5	2	3	10	1	6	
Humphries	1	0	0	0	0	0	0	0.7	0.0	0.0	0.00	0.0	0.00	0.0	2	4	2	6	6	1	5	
RAPTORS	240	42	31	9	15	5	108	240.0	39.2	24.0	7.20	10.0	2.40	99.4	42C	92C	33	41	50	31C	108C	
MAGIC	240	55	22	10	18	10	114	240.0	45.4	19.6	5.40	13.8	5.20	104.0	47	89C	28	38	55C	32	121	

RAPTORS 2007 PLAYOFF STATISTICS

PLAYER	G			FIELD GOALS			3-POINT FG			FREE THROWS			REBOUNDS			PTS			AVG				
	G	GS	MIN	FG	FGA	PCT	FG	FGA	PCT	FT	FTA	PCT	OFF	DEF	TOT	AST	PF	DQ		STL	TO	BLK	PTS
Bosh	6	6	222	36	91	.396	1	5	.200	32	38	.842	7	47	54	15	19	0	5	12	11	105	17.5
Ford	6	5	136	37	76	.487	5	10	.500	17	21	.810	5	5	10	24	7	0	7	14	2	96	16.0
Parker	6	6	240	26	62	.419	8	20	.400	31	39	.795	3	29	32	6	18	0	9	7	2	91	15.2
Calderon	6	1	146	35	69	.507	3	12	.250	5	6	.833	2	8	10	32	12	0	5	15	0	78	13.0
Bargnani	6	3	181	22	46	.478	7	17	.412	15	19	.789	3	21	24	6	16	0	5	7	3	66	11.0
Peterson	6	2	183	15	29	.517	6	12	.500	5	6	.833	5	22	27	2	20	1	2	6	2	41	6.8
Nesterovic	5	4	71	7	15	.467	0	0	---	3	3	1.000	10	13	23	3	4	0	0	4	2	17	3.4
Dixon	6	0	63	8	21	.381	2	8	.250	0	0	---	0	4	4	3	6	0	7	10	0	18	3.0
Graham	6	3	109	6	21	.286	0	1	0.000	4	5	.800	1	19	20	2	12	0	4	6	0	16	2.7
Jackson	3	0	11	0	0	---	0	0	---	6	6	1.000	1	4	5	1	3	0	1	1	0	6	2.0
Humphries	6	0	69	3	9	.333	0	0	---	3	8	.375	7	10	17	1	11	0	1	3	2	9	1.5
Martin	2	0	8	0	2	.000	0	2	0.000	2	2	1.000	0	1	1	2	0	0	0	0	0	2	1.0
RAPTORS	6	1440	195	441	.442	32	87	.368	123	153	.804	44	183	227	97	128	1	46	88	24	545	90.8	
NETS	6	1440	208	452	.460	55	142	.387	106	135	.785	57	187	244	148	128	0	41	95	21	577	96.2	

PLAYER	SINGLE-GAME HIGHS							AVERAGE PER GAME							CAREER HIGHS						
	MIN	REB	AST	ST	TO	BL	PTS	MIN	REB	AST	STL	TO	BLK	PTS	FG	FGA	FT	FTA	REB	AST	PTS
Bosh	45	13	9	3	3	4	25	37.0	9.0	2.5	0.83	2.0	1.83	17.5	10C	22C	8C	10C	13C	9C	25C
Ford	34	3	8	3	4	1	27	22.7	1.7	4.0	1.17	2.3	0.33	16.0	11C	22C	6	6T	7	15	27C
Parker	46	9	3	4	2	1	26	40.0	5.3	1.0	1.50	1.2	0.33	15.2	8C	13C	8C	9C	9C	3C	26C
Calderon	38	3	8	4	6	0	25	24.3	1.7	5.3	0.83	2.5	0.00	13.0	12C	20C	2C	2C	3C	8C	25C
Bargnani	41	7	4	2	3	1	18	30.2	4.0	1.0	0.83	1.2	0.50	11.0	6C	11C	4C	5C	7C	4C	18C
Peterson	45	8	2	2	3	1	17	30.5	4.5	0.3	0.33	1.0	0.33	6.8	8	13	4T	4T	8C	7	20
Nesterovic	23	10	3	0	2	1	7	14.2	4.6	0.6	0.00	0.8	0.40	3.4	8	18	3	4	10T	3T	16
Dixon	27	2	2	2	3	0	8	10.5	0.7	0.5	1.17	1.7	0.00	3.0	11	15	10	10	6	4	35
Graham	35	10	1	2	2	0	6	18.2	3.3	0.3	0.67	1.0	0.00	2.7	2C	5C	2C	3C	10C	1C	6C
Jackson	6	5	1	1	1	0	4	3.7	1.7	0.3	0.33	0.3	0.00	2.0	0C	0C	4C	4C	5C	1C	4C
Humphries	24	6	1	1	1	1	5	11.5	2.8	0.2	0.17	0.5	0.33	1.5	2C	4C	2C	6C	6C	1C	5C
Martin	5	1	2	0	0	0	2	4.0	0.5	1.0	0.00	0.0	0.00	1.0	5	12	6	7	6	6	16
RAPTORS	240	44	20	10	23	6	98	240.0	37.8	16.2	7.67	14.7	4.00	90.8	41	88	33	41	50	29	102
NETS	240	46	31	9	19	7	102	240.0	40.7	24.7	6.83	15.8	3.50	96.2	47	85C	28	38	49	32	121

RAPTORS 2002 PLAYOFF STATISTICS

PLAYER	G			FIELD GOALS			3-POINT FG			FREE THROWS			REBOUNDS			AST	PF	DQ	STL	TO	BLK	PTS	AVG
	G	GS	MIN	FG	FGA	PCT	FG	FGA	PCT	FT	FTA	PCT	OFF	DEF	TOT								
Davis	5	5	202	34	75	.453	0	0	—	17	28	.607	16	37	53	7	17	0	2	10	5	85	17.0
Clark	5	5	174	26	48	.542	0	0	—	15	16	.938	14	26	40	8	19	0	2	14	8	67	13.4
A. Williams	5	5	196	24	75	.320	3	14	.214	9	11	.818	2	22	24	28	12	0	6	8	2	60	12.0
Childs	5	4	163	21	54	.389	8	17	.471	9	10	.900	2	17	19	37	15	0	4	20	0	59	11.8
Peterson	5	5	154	18	49	.367	2	17	.118	8	10	.800	3	11	14	11	17	0	5	7	3	46	9.2
J. Williams	5	1	143	14	33	.424	0	0	—	8	12	.667	16	17	33	7	19	0	9	4	1	36	7.2
Curry	4	0	59	10	25	.400	4	5	.800	4	4	1.000	0	5	5	4	4	0	5	3	2	28	7.0
Olajuwon	5	0	86	12	22	.545	0	0	—	4	6	.667	9	10	19	2	9	0	7	6	4	28	5.6
Stewart	1	0	8	2	2	1.000	0	0	—	0	0	—	0	3	3	0	2	0	0	1	1	4	4.0
Jackson	4	0	12	2	3	.667	0	0	—	2	6	.333	0	1	1	0	2	0	0	3	0	6	1.5
Bradley	1	0	3	0	0	—	0	0	—	0	0	—	0	1	1	1	1	0	0	0	0	0	0.0
RAPTORS	5	1200	163	386	.422	17	53	.321	76	103	.738	62	150	212	105	117	0	40	80	26	419	83.8	
PISTONS	5	1200	149	356	.419	35	94	.372	100	130	.769	52	131	183	91	106	0	40	75	26	433	86.6	

PLAYER	SINGLE-GAME HIGHS						AVERAGE PER GAME						CAREER HIGHS								
	MIN	REB	AST	ST	TO	BLK	PTS	MIN	REB	AST	STL	TO	BLK	PTS	FG	FGA	FT	FTA	REB	AST	PTS
Davis	44	14	2	1	4	2	30	40.4	10.6	1.40	.40	2.0	1.00	17.0	14C	19C	9	12	15	4	30C
Clark	42	16	3	2	5	2	19	34.8	8.0	1.6	0.40	2.8	1.60	13.4	8C	15C	7	8	16C	3C	19C
A. Williams	42	8	9	3	3	2	17	39.2	4.8	5.6	1.20	1.6	0.40	12.0	10	19	7	7	8C	9C	23
Childs	43	7	14	2	5	0	22	32.6	3.8	7.4	0.80	4.0	0.00	11.8	9T	17	6	7	9	14C	25
Peterson	37	5	3	4	2	1	20	30.8	2.8	2.2	1.00	1.40	.60	9.2	8C	13C	4C	4C	5C	7	20C
J. Williams	38	13	2	3	2	1	13	28.6	6.6	1.4	1.80	0.8	0.20	7.2	5T	10T	4	7	13C	3	13C
Curry	22	3	2	3	2	1	17	14.8	1.3	1.0	1.25	0.8	0.50	7.0	12	17	4	4	7	5	27
Olajuwon	22	7	1	3	2	1	10	17.2	3.8	0.4	1.40	1.2	0.80	5.6	20	34	18	20	26	10	49
Stewart	8	3	0	0	1	1	4	8.0	3.0	0.0	0.00	1.0	1.00	4.0	2C	2C	0T	0T	3C	0T	4C
Jackson	9	1	0	0	3	0	6	3.0	0.3	0.0	0.00	0.8	0.00	1.5	2C	3C	2C	6C	1C	0C	6C
Bradley	3	1	1	0	0	0	0	3.0	1.0	1.0	0.00	0.0	0.00	0.0	0C	0C	0C	0C	1C	1C	0C
RAPTORS	240	50	25	14	20	6	94	240.0	42.4	21.0	8.00	16.0	5.20	83.8	41	88	33	41	50C	29	102
PISTONS	240	46	22	12	23	7	96	240.0	36.6	18.2	8.00	15.0	5.20	86.6	47	81	28	38	49	32	121

RAPTORS 2001 PLAYOFF STATISTICS

PLAYER	G			FIELD GOALS			3-POINT FG			FREE THROWS			REBOUNDS			AST	PF	DQ	STL	TO	BLK	PTS	AVG
	G	GS	MIN	FG	FGA	PCT	FG	FGA	PCT	FT	FTA	PCT	OFF	DEF	TOT								
Carter	12	12	539	122	280	.436	25	61	.410	58	74	.784	37	41	78	56	45	1	20	27	20	327	27.3
Davis	12	12	485	77	154	.500	0	0	—	43	53	.811	41	92	133	23	35	0	10	21	22	197	16.4
A. Williams	12	12	486	69	160	.431	10	28	.357	17	25	.680	6	29	35	50	34	0	15	16	8	165	13.8
Oakley	12	12	391	47	108	.435	3	8	.375	14	17	.824	20	56	76	21	29	0	12	22	7	111	9.3
Childs	12	9	380	37	90	.411	15	36	.417	20	23	.870	2	36	38	78	48	2	12	35	3	109	9.1
Curry	12	0	182	27	64	.422	14	37	.378	10	12	.833	2	12	14	10	10	0	6	11	1	78	6.5
Peterson	8	3	110	18	35	.514	4	9	.444	3	4	.750	2	10	12	15	10	0	6	6	0	43	5.4
Clark	11	0	103	11	30	.367	0	0	—	13	20	.650	7	16	23	6	16	0	2	4	3	35	3.2
J. Williams	11	0	164	12	24	.500	0	0	—	11	22	.500	20	25	45	9	23	0	10	6	6	35	3.2
Murray	2	0	5	1	3	.333	0	2	0.00	0	0	—	0	0	0	0	1	0	1	2	0	2	1.0
Montross	5	0	31	2	5	.400	0	0	—	0	0	—	5	5	10	1	6	0	2	3	4	0.8	
Stewart	2	0	4	0	1	.000	0	0	—	0	0	—	1	0	1	0	0	0	0	0	0	0	0.0
RAPTORS	12	2880	423	954	.443	71	181	.392	189	250	.756	143	322	465	269	257	3	94	163	73	1106	92.2	
OPPONENTS	12	2880	406	902	.450	49	137	.358	234	299	.783	129	344	473	218	263	3	89	166	58	1095	91.3	

PLAYER	SINGLE-GAME HIGHS						AVERAGE PER GAME						CAREER HIGHS								
	MIN	REB	AST	ST	TO	BLK	PTS	MIN	REB	AST	STL	TO	BLK	PTS	FG	FGA	FT	FTA	REB	AST	PTS
Carter	48	10	9	4	6	4	50	44.9	6.5	4.7	1.67	2.3	1.67	27.3	19C	31C	13	16	10C	9C	50C
Davis	46	15	4	3	4	4	23	40.4	11.1	1.9	0.83	1.8	1.83	16.4	11C	16C	9	12	15C	4C	23C
A. Williams	45	5	8	3	5	3	23	40.5	2.9	4.2	1.25	1.3	0.67	13.8	10C	19C	7C	7C	5C	8C	23C
Oakley	40	11	4	2	5	3	13	32.6	6.3	1.8	1.00	1.8	0.58	9.3	10	20	10	12	24	8	26
Childs	45	6	10	3	6	1	25	31.7	3.2	6.5	1.00	2.9	0.25	9.1	9	17	6	7	9	10T	25C
Curry	34	4	2	2	3	1	20	15.2	1.2	0.8	0.50	0.9	0.08	6.5	12	17	4	4	7	5	27
Peterson	38	4	7	2	3	0	17	13.8	1.5	1.9	0.75	0.8	0.00	5.4	7C	11C	2C	2C	4C	7C	17C
Clark	21	6	1	1	2	1	9	9.4	2.1	0.5	0.18	0.4	0.27	3.2	2C	7C	7C	8C	6C	1C	9C
J. Williams	28	7	3	3	2	2	10	14.9	4.1	0.8	0.91	0.5	0.55	3.2	5T	10	4C	7C	10	3C	11
Murray	3	0	0	1	1	0	2	2.5	0.0	0.0	0.50	1.0	0.00	1.0	8	14	10	11	5	2	22
Montross	18	6	1	0	1	2	2	6.2	2.0	0.2	0.00	0.4	0.60	0.8	2	4	2	2	6T	1C	6
Stewart	3	1	0	0	0	0	0	2.0	0.5	0.0	0.00	0.0	0.00	0.0	0C	1C	0C	0C	1C	0C	0C
RAPTORS	240	48	29	11	18	11	102	240.0	38.8	22.4	7.83	13.6	6.08	92.2	41C	88C	33	41	48C	29C	102C
OPPONENTS	240	49	32	13	19	9	121	240.0	39.4	18.2	7.42	13.8	4.83	91.3	47C	81C	28	38			

PLAYOFF STATISTICS

RAPTORS 2000 PLAYOFF STATISTICS

PLAYER	FIELD GOALS						3-POINT FG			FREE THROWS			REBOUNDS												
	G	GS	MIN	FG	FGA	PCT	FG	FGA	PCT	FT	FTA	PCT	OFF	DEF	TOT	AST	PF	DQ	STL	TO	BLK	PTS	AVG		
Carter	3	3	119	15	50	.300	1	10	.100	27	31	.871	9	9	18	19	12	0	3	8	4	58	19.3		
McGrady	3	3	111	17	44	.386	2	7	.286	14	16	.875	10	11	21	9	10	0	3	10	3	50	16.7		
Davis	3	3	105	14	24	.583	0	0	---	11	14	.786	7	18	25	3	9	0	1	4	4	39	13.0		
Willis	3	0	76	12	33	.364	0	0	---	15	20	.750	6	20	26	1	11	0	2	2	0	39	13.0		
Oakley	3	3	110	14	29	.483	2	7	.286	0	1	.000	2	21	23	11	14	0	6	5	1	30	10.0		
Bogues	3	2	87	6	21	.286	3	9	.333	1	3	.333	3	3	6	5	4	0	4	4	0	16	5.3		
Christie	3	1	61	3	13	.231	3	8	.375	3	6	.500	1	4	5	6	10	0	4	4	1	12	4.0		
Curry	3	0	30	2	4	.500	2	3	.667	1	2	.500	1	1	2	1	4	0	2	2	0	7	2.3		
Brown	3	0	19	0	4	.000	0	3	.000	0	0	---	0	2	2	2	4	0	2	1	0	0	0.0		
Thomas	1	0	1	0	0	---	0	0	---	0	0	---	0	0	0	0	0	0	0	0	0	0	0.0		
Williams	1	0	1	0	0	---	0	0	---	0	0	---	0	0	0	0	0	0	0	0	0	0	0.0		
RAPTORS	3		720	83	222	.374	13	47	.277	72	93	.774	39	89	128	57	78	0	27	43	13	251	83.7		
KNICKS	3		720	91	201	.453	16	34	.471	65	87	.747	23	88	111	36	72	1	24	48	15	263	87.7		

PLAYER	SINGLE-GAME HIGHS							AVERAGE PER GAME							CAREER HIGHS						
	MIN	REB	AST	ST	TO	BL	PTS	MIN	REB	AST	STL	TO	BLK	PTS	FG	FGA	FT	FTA	REB	AST	PTS
Carter	43	7	8	2	5	2	27	39.7	6.0	6.3	1.00	2.7	1.33	19.3	7C	20C	13C	16C	7C	8C	27C
McGrady	39	10	5	2	6	2	25	37.0	7.0	3.0	1.00	3.3	1.00	16.7	9C	21C	7C	8C	10C	5C	25C
Davis	40	12	2	1	2	4	18	35.0	8.3	1.0	0.33	1.3	1.33	13.0	7T	12C	9	12	12T	3	18C
Willis	32	11	1	1	2	0	16	25.3	8.7	0.3	0.67	0.7	0.00	13.0	12	24	8T	11	16	4	27
Oakley	41	14	6	4	4	1	11	36.7	7.7	3.7	2.00	1.7	0.33	10.0	10	20	10	12	24	8	26
Bogues	39	3	2	3	2	0	6	29.0	2.0	1.7	1.33	1.3	0.00	5.3	7	14	4	6	9	15	19
Christie	26	2	2	2	1	7	7	20.3	1.7	2.0	1.33	1.3	0.33	4.0	2T	7C	2C	4C	2T	4	7C
Curry	16	1	1	2	1	0	4	10.0	0.7	0.3	0.67	0.7	0.00	2.3	12	17	4	4	7	5	27
Brown	10	2	2	1	1	0	4	6.3	0.7	0.7	0.67	0.3	0.00	0.0	9	17	8	10	9	10	22
Thomas	1	0	0	0	0	0	0	1.0	0.0	0.0	0.00	0.0	0.00	0.0	0C	0C	0C	0C	0C	0C	0C
Williams	1	0	0	0	0	0	0	1.0	0.0	0.0	0.00	0.0	0.00	0.0	0C	0C	0C	0C	0C	0C	0C
RAPTORS	240	47	23	12	16	7	88	240.0	42.7	19.0	9.00	14.3	4.33	83.7	30C	83C	33C	41C	47C	23C	88C
KNICKS	240	40	14	10	18	8	92	240.0	37.0	12.0	8.00	16.0	5.00	87.7	35C	72C	28C	38C	40C	14C	92C



Rockets
Jazz

0
0

N

41

5:17
2nd

Magic

40

TOR
ORL





RECORDS

2011



2012

RAPTORS



RAPTORS SINGLE-GAME RECORDS

MINUTES

Minutes played	63	Vince Carter	vs. Sacramento	February 23, 2001 (30T)
----------------	----	--------------	----------------	-------------------------

SCORING

Points, game	51	Vince Carter	vs. Phoenix	February 27, 2000
Points, half	33	Vince Carter	at Atlanta	November 26, 2003 (2nd) (OT)
Points, quarter	31	Chris Bosh	vs. Orlando	February 7, 2007 (2nd)
Points, overtime	20	4X – last: Mike James	vs. Detroit	April 14, 2006 (4th)
Points off the bench	11	2X – last: T.J. Ford	vs. Boston	November 4, 2007
	38	Donyell Marshall	vs. Philadelphia	March 13, 2005

FIELD GOALS MADE

Field goals made, game	20	2X – last: Charlie Villanueva	at Milwaukee	March 26, 2006 (OT)
Field goals made, half	14	Vince Carter	at Atlanta	November 26, 2003 (2nd) (OT)
	12	Vince Carter	vs. Denver	February 18, 2000 (2nd)
Field goals made, quarter	8	4X – last: Andrea Bargnani	at Indiana	February 2, 2010 (3rd)

FIELD GOALS ATTEMPTED

Field goal attempts, game	37	Damon Stoudamire	at Boston	December 11, 1996 (30T)
	34	Vince Carter	vs. Phoenix	December 10, 2000
Field goal attempts, half	22	Vince Carter	vs. L.A. Clippers	January 13, 2002 (2nd)
Field goal attempts, quarter	14	Vince Carter	vs. L.A. Clippers	November 16, 2004 (1st)

FIELD GOAL PERCENTAGE

Consecutive field goals made	9	2X – last: Chris Bosh	at New Orleans	November 6, 2009
Consecutive field goals missed	12	Rafer Alston	vs. Milwaukee	January 7, 2005 (OT)
	11	Antonio Davis	vs. Portland	November 16, 2000

THREE-POINT FIELD GOALS MADE

Three-point field goals, game	12	Donyell Marshall	vs. Philadelphia	March 13, 2005
Three-point field goals, half	6	4X – last: Jason Kapono	at Indiana	December 14, 2007 (2nd)
Three-point field goals, quarter	5	2X – last: Donyell Marshall	vs. Philadelphia	March 13, 2005 (4th)

THREE-POINT FIELD GOALS ATTEMPTED

Three-point field goal attempts, game	19	Donyell Marshall	vs. Philadelphia	March 13, 2005
Three-point field goal attempts, half	10	3X – last: Donyell Marshall	vs. Philadelphia	March 13, 2005 (2nd)
Three-point field goal attempts, quarter	9	Donyell Marshall	vs. Philadelphia	March 13, 2005 (4th)

THREE-POINT FIELD GOAL PERCENTAGE

Consecutive three-point field goals made	5	5X – last: Jose Calderon	vs. New Orleans	December 14, 2008
Consecutive three-point field goals missed	8	2X – last: Doug Christie	vs. Detroit	April 25, 1999

FREE THROWS MADE

Free throws, game	22	2X – last: Chris Bosh	at Phoenix	December 22, 2007
Free throws, half	14	2X – last: Chris Bosh	vs. Charlotte	March 20, 2009 (1st)
Free throws, quarter	12	2X – last: Chris Bosh	vs. Charlotte	March 20, 2009 (2nd)

FREE THROWS ATTEMPTED

Free throw attempts, game	27	Vince Carter	at Phoenix	December 30, 2000
Free throw attempts, half	17	Vince Carter	December 30, 2000	December 30, 2000 (2nd)
Free throw attempts, quarter	15	Vince Carter	at Phoenix	December 30, 2000 (4th)

FREE THROW PERCENTAGE

Consecutive free throws made	18	Mike James	vs. Detroit	April 14, 2006
Consecutive free throws missed	5	3X – last: Joey Dorsey	at Memphis	December 27, 2010

REBOUNDS

Rebounds, game	24	Donyell Marshall	at Chicago	February 17, 2004
Rebounds, half	15	Reggie Evans	vs. Philadelphia	November 24, 2010 (1st)
Rebounds, quarter	10	5X – last: Reggie Evans	vs. Philadelphia	November 24, 2010 (1st)

OFFENSIVE REBOUNDS

Offensive rebounds, game	10	5X – last: Chris Bosh	at Golden State	November 14, 2006
Offensive rebounds, half	8	4X – last: Chris Bosh	at Indiana	February 2, 2005 (2nd)
Offensive rebounds, quarter	7	3X – last: Amir Johnson	at L.A. Lakers	November 5, 2010 (4th)

DEFENSIVE REBOUNDS

Defensive rebounds, game	18	Chris Bosh	at Philadelphia	March 25, 2005
Defensive rebounds, half	11	2X – last: Reggie Evans	vs. Philadelphia	November 24, 2010 (1st)
Defensive rebounds, quarter	9	Reggie Evans	vs. Philadelphia	November 24, 2010 (1st)

ASSISTS

Assists, game	19	3X – last: Jose Calderon	vs. Minnesota	February 4, 2011
Assists, half	13	T.J. Ford	at Denver	November 18, 2006 (1st)
Assists, quarter	11	Doug Christie	vs. New York	February 15, 2000 (1st)

STEALS

Steals, game	9	Doug Christie	at Denver	February 25, 1997 (OT)
	8	5X – last: Morris Peterson	at Charlotte	February 10, 2006
Steals, half	8	Doug Christie	at Philadelphia	April 2, 1997 (2nd)
Steals, quarter	6	Jerome Williams	at Chicago	February 26, 2003 (3rd)

BLOCKS

Blocks, game	12	Keon Clark	vs. Atlanta	March 23, 2001
Blocks, half	10	Keon Clark	vs. Atlanta	March 23, 2001 (1st)
Blocks, quarter	5	2X – last: Jermaine O'Neal	vs. L.A. Lakers	February 4, 2009 (3rd)

TURNOVERS

Turnovers, game	12	Damon Stoudamire	at Chicago	January 25, 1997
Turnovers, half	8	Damon Stoudamire	at Sacramento	January 30, 1996 (1st)
Turnovers, quarter	5	7x – last: Doug Christie	vs. Miami	April 10, 1998 (3rd)

OPPONENT SINGLE-GAME RECORDS

MINUTES

Minutes played	58	Horace Grant	at Orlando	February 27, 1999 (30T)
----------------	----	--------------	------------	-------------------------

SCORING

Points, game	81	Kobe Bryant	at L.A. Lakers	January 22, 2006
Points, half	55	Kobe Bryant	at L.A. Lakers	January 22, 2006 (2nd)
Points, quarter	28	Kobe Bryant	at L.A. Lakers	January 22, 2006 (4th)
Points, overtime	12	Larry Johnson	at Charlotte	November 11, 1995
Points off the bench	36	2X - last: Jamal Crawford	vs. Atlanta	January 12, 2011

FIELD GOALS MADE

Field goals made, game	28	Kobe Bryant	at L.A. Lakers	January 22, 2006
Field goals made, half	18	Kobe Bryant	at L.A. Lakers	January 22, 2006 (2nd)
Field goals made, quarter	11	Kobe Bryant	at L.A. Lakers	January 22, 2006 (3rd)

FIELD GOALS ATTEMPTED

Field goal attempts, game	46	Kobe Bryant	at L.A. Lakers	January 22, 2006
Field goal attempts, half	28	Kobe Bryant	at L.A. Lakers	March 7, 2006 (2nd)
Field goal attempts, quarter	15	Kobe Bryant	at L.A. Lakers	March 7, 2006 (3rd)

FIELD GOAL PERCENTAGE

Consecutive field goals made	10	Desmond Mason	at Milwaukee	November 6, 2007
Consecutive field goals missed	13	Vince Carter	at New Jersey	February 17, 2004

THREE-POINT FIELD GOALS MADE

Three-point field goals made, game	8	3X - last: Mickael Pietrus	at Orlando	November 12, 2010
Three-point field goals made, half	6	5X - last: Rudy Fernandez	vs. Portland	February 11, 2011 (1st)
Three-point field goals made, quarter	5	2X - last: Mike Miller	at Miami	January 22, 2011 (2nd)

THREE-POINT FIELD GOALS ATTEMPTED

Three-point field goal attempts, game	16	2X - last: Jamal Crawford	vs. New York	February 22, 2008
Three-point field goal attempts, half	11	Nick Van Exel	vs. Denver	December 7, 2001 (2nd + OT)
	11	Kobe Bryant	at L.A. Lakers	January 22, 2006 (2nd)
Three-point field goal attempts, quarter	8	Mike Miller	at Miami	January 22, 2011 (2nd)

THREE-POINT FIELD GOAL PERCENTAGE

Consecutive three-point field goals made	8	Sam Perkins	at Seattle	January 15, 1997
Consecutive three-point field goals missed	10	George McCloud	vs. Dallas	March 10, 1996

FREE THROWS MADE

Free throws made, game	18	4X - last: Paul Pierce	vs. Boston	April 4, 2006
Free throws made, half	15	2X - last: Kevin Durant	vs. Oklahoma City	March 19, 2010 (1st)
Free throws made, quarter	10	Shareef Abdur-Rahim	vs. Vancouver	January 9, 2000 (3rd)

FREE THROWS ATTEMPTED

Free throw attempts, game	24	Paul Pierce	vs. Boston	April 4, 2006
Free throw attempts, half	17	Grant Hill	vs. Detroit	March 5, 1996 (2nd)
Free throw attempts, quarter	12	3X - last: Larry Hughes	vs. Washington	November 28, 2004 (4th)

FREE THROW PERCENTAGE

Consecutive free throws made	16	Carmelo Anthony	at Denver	November 17, 2004
Consecutive free throws missed	7	Jason Collins	vs. New Jersey	December 19, 2009

REBOUNDS

Rebounds, game	29	Dikembe Mutombo,	at Atlanta	January 31, 2001
Rebounds, half	15	4X - last: Dwight Howard,	at Orlando	December 1, 2004 (2nd)
Rebounds, quarter	13	Isaac Austin	at Miami	November 22, 1997 (2nd)

OFFENSIVE REBOUNDS

Offensive rebounds, game	12	2X - last: Emeka Okafor	at New Orleans	January 17, 2011
Offensive rebounds, half	8	2X - last: LaMarcus Aldridge	at Portland	March 14, 2010 (1st)
Offensive rebounds, quarter	6	2X - last: LaMarcus Aldridge	at Portland	March 14, 2010 (1st)

DEFENSIVE REBOUNDS

Defensive rebounds, game	20	2x - last: Ben Wallace	vs. Detroit	April 17, 2001
Defensive rebounds, half	13	Ben Wallace	at Detroit	April 11, 2001 (2nd)
Defensive rebounds, quarter	9	Shawn Marion	vs. Phoenix	January 30, 2005 (1st)

ASSISTS

Assists, game	18	Deron Williams	at New Jersey*	March 5, 2011 (30T)
Assists, half	18	3X - last: Chris Paul	at New Orleans	November 6, 2009
Assists, quarter	13	Steve Nash	at Phoenix	December 19, 2006 (1st)
	9	2X - last: Jose Juan Barea	at Dallas	November 7, 2009 (4th)

STEALS

Steals, game	7	3X - last: Antonio McDyess	at Detroit	January 15, 2008
Steals, half	6	David Wesley	vs. Boston	February 3, 1997 (2nd)
Steals, quarter	5	2X - last: David Wesley	vs. Boston	February 3, 1997 (4th)

BLOCKS

Blocks, game	12	Shawn Bradley	at New Jersey	April 17, 1996
Blocks, half	8	Shawn Bradley	at New Jersey	April 17, 1996 (1st)
Blocks, quarter	6	2X - last: Shawn Bradley	at New Jersey	April 17, 1996 (1st)

TURNOVERS

Turnovers, game	10	Andre Iguodala	vs. Philadelphia	April 12, 2009
Turnovers, half	7	2X - last: Dwight Howard	at Orlando	January 6, 2010 (1st)
Turnovers, quarter	6	Jon Barry	vs. Sacramento	January 6, 2000 (4th)

* - Game played at the O2 Arena in London, England

RAPTORS SINGLE-GAME TEAM RECORDS

TEAM HIGHS

SCORING			
Total points	136	at New Jersey*	March 5, 2011 (30T)
	134	vs. Chicago	March 29, 2009 (0T)
	131	vs. New York	April 14, 2010
1st quarter	48	at New Jersey	January 11, 1997
2nd quarter	44	vs. Detroit	November 4, 2009
3rd quarter	43	vs. Washington	January 31, 2007
4th quarter	42	at Golden State	March 15, 1997
1st half	79	at New Jersey	January 11, 1997
2nd half	79	vs. Chicago	March 29, 2009 (2nd + OT)
	74	at New Jersey*	March 5, 2011 (2nd + 30T)
	74	vs. San Antonio	February 8, 2006 (2nd + OT)
	73	vs. Seattle	March 11, 2007 (2nd + OT)
	71	vs. Boston	November 18, 1997
Overtime	26	at New Jersey*	March 5, 2011 (30T)
Margin of victory	+42	vs. Miami	March 19, 2008
Lead	+43	vs. Miami	March 19, 2008

FIELD GOALS MADE			
Game	52	vs. New York	April 14, 2010
Half	32	vs. Washington	December 1, 2010 (1st)
Quarter	19	2X – last: vs. Miami	November 20, 2009 (2nd)

FIELD GOALS ATTEMPTED			
Game	113	vs. NOK Hornets	April 2, 2006 (20T)
	106	vs. Sacramento	January 6, 2000
Half	68	vs. NOK Hornets	April 2, 2006 (2nd & 20T)
	57	vs. Sacramento	January 6, 2000 (2nd)
Quarter	49	at New Jersey*	March 5, 2011 (4th + 30T)
	32	vs. Indiana	January 16, 1996 (4th)

THREE-POINT FIELD GOALS MADE			
Game	21	vs. Philadelphia	March 13, 2005
Half	12	vs. Philadelphia	March 13, 2005 (1st)
Quarter	8	at New Orleans	November 6, 2009 (3rd)

THREE-POINT FIELD GOALS ATTEMPTED			
Game	35	at NOK Hornets	April 7, 2006
Half	23	vs. NOK Hornets	April 2, 2006 (2nd + 20T)
	19	vs. Washington	December 5, 1996 (2nd)
Quarter	17	vs. Seattle	November 13, 2005 (4th + OT)
	14	vs. Seattle	November 13, 2005 (4th)

FREE THROWS MADE			
Game	41	vs. Milwaukee	November 18, 2000
Half	32	at Detroit	February 9, 2000 (2nd)
Quarter	19	at Charlotte	March 31, 2008 (4th)

FREE THROWS ATTEMPTED			
Game	49	vs. Milwaukee	November 18, 2000
Half	37	at Detroit	February 9, 2000 (2nd)
Quarter	23	at Charlotte	March 31, 2008 (4th)

SHOOTING PERCENTAGES			
Field goal, game	.650	vs. New York	April 14, 2010 (52-80)
Field goal, half	.700	2X – last: vs. LA Clippers	February 4, 2007 (28-40) (1st)
Field goal, quarter	.867	at Charlotte	February 10, 2006 (13-15) (3rd)
Three-point	.786	vs. Orlando	February 4, 2004 (11-14)
Free throw	1.000	15X – last: vs. Boston	April 7, 2010 (12-12)

REBOUNDS			
Game	65	vs. New York	March 21, 1999 (0T)
	60	vs. Golden State	November 7, 2001
Half	37	vs. Milwaukee	March 13, 2001 (2nd)
Quarter	22	at Houston	December 31, 2010 (3rd)

OFFENSIVE REBOUNDS			
Game	31	vs. New York	March 21, 1999 (0T)
	28	vs. Indiana	April 12, 1999
Half	19	vs. Vancouver	March 9, 1997 (1st)
Quarter	12	vs. New Jersey	April 12, 1998 (1st)

DEFENSIVE REBOUNDS			
Game	45	2X – last: vs. Orlando	March 21, 2007
Half	25	vs. Denver	March 26, 2010 (2nd)
Quarter	18	vs. L.A. Lakers	December 17, 2000 (4th)

TEAM LOWS

SCORING			
Total points	56	at Minnesota	November 1, 2003
1st quarter	8	at Atlanta	January 17, 2004
2nd quarter	4	at Washington	November 7, 2003
3rd quarter	8	2X – last: at Cleveland	April 6, 2004
4th quarter	6	at San Antonio	November 1, 2002
1st half	23	at Washington	November 7, 2003
2nd half	24	at Minnesota	November 9, 2004
Overtime	3	at Indiana	March 9, 2003
Margin of victory	-46	at New York	April 15, 1996
Lead	-48	at New York	April 15, 1996

FIELD GOALS MADE			
Game	19	at Minnesota	November 1, 2003
Half	7	at Indiana	January 11, 2010 (2nd)
Quarter	2	6X – last: at L.A. Lakers	November 12, 2003 (4th)

FIELD GOALS ATTEMPTED			
Game	60	at Portland	January 18, 2006
Half	25	vs. Detroit	November 16, 1999 (2nd)
Quarter	10	at L.A. Lakers	November 12, 2003 (4th)

THREE-POINT FIELD GOALS			
Game	0	10X – last: vs. Chicago	February 23, 2011
Half	0	several times	
Quarter	0	several times	

THREE-POINT FIELD GOALS ATTEMPTED			
Game	3	vs. Portland	November 24, 1997
Half	0	at Minnesota	March 19, 2002 (1st)
Quarter	0	several times	

FREE THROWS MADE			
Game	0	vs. Charlotte**	January 9, 1996
Half	0	6X – last: vs. New York	March 5, 2010 (2nd)
Quarter	0	several times	

FREE THROWS ATTEMPTED			
Game	3	vs. Charlotte	January 9, 1996
Half	0	vs. Seattle	December 13, 2002 (1st)
Quarter	0	several times	

SHOOTING PERCENTAGES			
Game	.270	vs. Charlotte	November 20, 2000 (24-89)
Half	.206	at Indiana	January 11, 2010 (7-34) (2nd)
Quarter	.080	vs. Charlotte	March 15, 1999 (2-25) (3rd)
Three-point	.000	10X – last: vs. Chicago	February 23, 2011 (0-5)
Free throw	.000	vs. Charlotte	January 9, 1996 (0-3)

REBOUNDS			
Game	24	vs. Miami	February 15, 1998
Half	9	vs. Milwaukee	December 26, 1995 (2nd)
Quarter	2	5X – last: at Memphis	December 27, 2010 (3rd)

OFFENSIVE REBOUNDS			
Game	2	3X – last: vs. Detroit	December 22, 2010
Half	0	several times	
Quarter	0	several times	

DEFENSIVE REBOUNDS			
Game	14	3X – last: at Detroit	February 23, 1999
Half	5	vs. San Antonio	April 4, 2003 (1st)
Quarter	1	6X – last: at Sacramento	November 1, 2010 (4th)

RAPTORS SINGLE-GAME TEAM RECORDS

TEAM HIGHS

ASSISTS

Game	39	vs. Indiana	December 15, 1997
Half	24	vs. New Jersey	December 21, 1999 (1st)
Quarter	14	6X - last: vs. Minnesota	February 4, 2011 (1st)

STEALS

Game	18	at Denver	February 25, 1997 (OT)
	17	vs. Chicago	November 4, 2002 (OT)
	17	at Atlanta	March 4, 1999
Half	13	at Denver	February 25, 1997 (1st)
Quarter	8	3X - last: at L.A. Lakers	December 28, 2001 (2nd)

BLOCKS

Game	23	vs. Atlanta**	March 23, 2001
Half	16	vs. Atlanta	March 23, 2001 (1st)
Quarter	9	2X - last: vs. Atlanta	March 23, 2001 (1st)

TURNOVERS

Game	32	at Seattle	January 15, 1997
Half	19	at Seattle	January 15, 1997 (2nd)
Quarter	12	at Seattle	January 15, 1997 (4th)

PERSONAL FOULS

Game	38	vs. New York	November 1, 1996
Half	25	vs. Vancouver	January 9, 2000 (2nd)
Quarter	16	3X - last: vs. Vancouver	January 9, 2000 (4th)

* - Game played at the O2 Arena in London, England; ** - NBA Record

TEAM LOWS

ASSISTS

Game	6	2X - last: at Atlanta	March 13, 1999
Half	1	2X - last: at Atlanta	March 13, 1999 (2nd)
Quarter	0	several times	

STEALS

Game	0	vs. L.A. Lakers	February 4, 2009
Half	0	several times	
Quarter	0	several times	

BLOCKS

Game	0	several times	
Half	0	several times	
Quarter	0	several times	

TURNOVERS

Game	3	2X - last: at Detroit	December 27, 2005
Half	1	11X - last: vs. Atlanta	March 17, 2010 (2nd)
Quarter	0	several times	

PERSONAL FOULS

Game	10	vs. New Jersey	January 18, 2002
Half	3	3X - last: vs. L.A. Clippers	March 31, 2010 (1st)
Quarter	0	2X - last: vs. Miami	April 13, 2011 (3rd)

TORONTO TRIPLE-DOUBLE GAMES

PLAYER

Damon Stoudamire
Damon Stoudamire
Damon Stoudamire
Marcus Camby
Marcus Camby
Vince Carter
Charles Oakley
Mark Jackson
Alvin Williams

OPPONENT


vs. Seattle
vs. L.A. Lakers
vs. Philadelphia
at New Jersey
vs. Philadelphia
vs. Cleveland
at Chicago
vs. Chicago
vs. Atlanta

DATE

November 21, 1995
November 8, 1996
March 18, 1997
April 14, 1998
April 19, 1998
April 10, 2000
November 11, 2000
November 26, 2000
March 23, 2001

STAT LINE

20 points 12 rebounds 11 assists
21 points 10 rebounds 10 assists
30 points 10 rebounds 12 assists
15 points 12 rebounds 11 blocks
13 points 11 rebounds 10 blocks
31 points 11 rebounds 10 assists
10 points 11 rebounds 12 assists
11 points 11 rebounds 11 assists
11 points 10 rebounds 14 assists



Alvin Williams

TORONTO 20-20 GAMES

PLAYER

Popeye Jones
Chris Bosh
Chris Bosh

OPPONENT

at Boston
at Philadelphia
at Golden State

DATE

December 11, 1996
March 25, 2005
November 14, 2006

STAT LINE

22 points 21 rebounds
24 points 22 rebounds
23 points 22 rebounds



RAPTOR FACT: Toronto scored a franchise-best 136 points during a triple-overtime game March 5, 2011 vs. New Jersey. The game was played at the O2 Arena in London, England.

OPPONENT SINGLE-GAME TEAM RECORDS

OPPONENT TEAM HIGHS

SCORING

Total points	152	at L.A. Clippers	March 13, 1998
1st quarter	45	at Golden State	March 25, 2011
2nd quarter	45	at Atlanta	April 9, 2010
3rd quarter	46	vs. Phoenix	January 30, 2005
4th quarter	45	vs. New York	April 6, 1996
1st half	84	at Golden State	March 25, 2011
2nd half	78	at L.A. Clippers	March 13, 1998
Overtime	22	at Boston	January 12, 2009

FIELD GOALS MADE

Game	61	at L.A. Clippers	March 13, 1998
Half	32	at L.A. Clippers	March 13, 1998 (2nd)
Quarter	18	4X - last: at Houston	December 31, 2010 (2nd)

FIELD GOALS ATTEMPTS

Game	109	2X - last: vs. Chicago	November 4, 2002 (OT)
	105	at Denver	November 24, 1999
Half	61	vs. Portland	January 13, 2008 (2nd + OT)
	60	vs. Philadelphia	April 19, 1998 (1st)
Quarter	37	at New Jersey*	March 5, 2011 (4th + 3OT)
	32	2X - last: vs. Vancouver	February 22, 1998 (2nd)

THREE-POINT FIELD GOALS MADE

Game	17	4X - last: vs. Orlando	November 1, 2009
Half	12	at New York	April 5, 2011 (1st)
Quarter	8	2X - last: at New Orleans	February 6, 2009 (4th)

THREE-POINT FIELD GOAL ATTEMPTS

Game	39	2X - last: at New York	February 20, 2009
Half	23	at San Antonio	December 20, 2008 (1st)
Quarter	14	at New York	February 20, 2009 (2nd)

FREE THROWS MADE

Game	46	at New Orleans	March 21, 2004 (OT)
	41	at Charlotte	January 17, 2000
Half	35	at New Orleans	March 21, 2004 (2nd + OT)
	32	vs. Vancouver	January 9, 2000 (2nd)
Quarter	23	vs. Indiana	April 12, 1999 (4th)

FREE THROW ATTEMPTS

Game	60	at New Orleans	March 21, 2004 (OT)
	55	at Charlotte	January 17, 2000
Half	44	at New Orleans	March 21, 2004 (2nd + OT)
	35	vs. Vancouver	January 9, 2000 (2nd)
Quarter	30	at Dallas	February 25, 1996 (4th)

SHOOTING PERCENTAGES

Field goal, game	.693	at L.A. Clippers	March 13, 1998 (61-88)
Field goal, half	.771	vs. San Antonio	April 4, 2003 (27-35) (1st)
Field goal, quarter	.889	vs. San Antonio	April 4, 2003 (16-18) (2nd)
Three-point	1.000	3X - last: at L.A. Clippers	December 20, 2006 (1-1)
Free throw	1.000	7X - vs. L.A. Lakers	January 24, 2010 (9-9)

REBOUNDS

Game	68	2X - last: vs. Chicago	November 4, 2002 (OT)
	64	at Washington	November 23, 2004
Half	42	at New Jersey*	March 5, 2011 (2nd + 3OT)
	38	at Washington	November 23, 2005 (1st)
Quarter	22	5X - last: at Philadelphia	October 29, 2008 (1st)

OFFENSIVE REBOUNDS

Game	29	vs. Chicago	November 4, 2002 (OT)
	27	at Chicago	February 10, 1998
Half	18	at Washington	November 23, 2004 (1st)
Quarter	12	at New Jersey	January 11, 1997 (3rd)

DEFENSIVE REBOUNDS

Game	47	2X - last: at Orlando	December 1, 2004
Half	27	vs. Orlando	November 7, 2007 (1st)
Quarter	22	at New Jersey*	March 5, 2011 (4th + 3OT)
	15	5X - last: vs. Chicago	April 11, 2010 (3rd)

OPPONENT TEAM LOWS

SCORING

Total points	54	vs. Miami	March 19, 2008
1st quarter	8	vs. Minnesota	March 24, 2006
2nd quarter	8	at Indiana	April 10, 2002
3rd quarter	8	vs. Charlotte	January 22, 2007
4th quarter	2	at Golden State**	February 8, 2004
1st half	26	vs. Miami	March 19, 2008
2nd half	23	at Miami	March 8, 2002
Overtime	2	vs. L.A. Clippers	December 1, 2000

FIELD GOALS MADE

Game	20	vs. Miami	March 19, 2008
Half	6	at Miami	March 8, 2002 (2nd)
Quarter	1	at Golden State	February 8, 2004 (1-13) (4th)

FIELD GOALS ATTEMPTS

Game	61	3X - last: vs. New York	February 3, 2006
Half	25	vs. Detroit	December 19, 1995 (2nd)
Quarter	10	at Vancouver	March 8, 1998 (3rd)

THREE-POINT FIELD GOALS MADE

Game	0	12X - last: vs. Washington	February 25, 2004
Half	0	several times	
Quarter	0	several times	

THREE-POINT FIELD GOAL ATTEMPTS

Game	1	at L.A. Clippers	December 20, 2006 (1-1)
Half	0	4X - last: vs. Utah	November 17, 2002 (2nd)
Quarter	0	several times	

FREE THROWS MADE

Game	5	3X - last: at Houston	February 28, 2007
	0	2X - last: vs. Minnesota	December 15, 2004 (1st)
Half	0	3X - last: vs. Utah	March 9, 2011 (2nd)
Quarter	0	several times	

FREE THROW ATTEMPTS

Game	6	vs. Miami	April 14, 2008
Half	0	3X - last: vs. Utah	March 9, 2011 (2nd)
Quarter	0	several times	

SHOOTING PERCENTAGES

Field goal, game	.239	vs. San Antonio	February 7, 2002 (22-92) (OT)
Field goal, half	.200	at Miami	March 8, 2002 (6-30) (2nd)
Field goal, quarter	.077	at Golden State	February 8, 2004 (1-13) (4th)
Three-point	.000	12X - last: vs. Washington	February 25, 2004
Free throw	.400	at Miami	February 27, 2006 (10-25)

REBOUNDS

Game	21	vs. Orlando	January 4, 2006
Half	9	4X - last: vs. Miami	March 9, 2008 (1st)
Quarter	0	at Philadelphia	April 3, 2010 (3rd)

OFFENSIVE REBOUNDS

Game	1	at Cleveland	March 30, 1999
Half	0	several times	
Quarter	0	several times	

DEFENSIVE REBOUNDS

Game	14	at Golden State	February 2, 1996
Half	4	vs. New Jersey	April 10, 2011 (1st)
Quarter	0	2X - last: vs. New Jersey	April 10, 2011 (2nd)

OPPONENT SINGLE-GAME TEAM RECORDS

OPPONENT TEAM HIGHS

ASSISTS

Game	44	at Chicago	April 14, 1997
Half	24	at Chicago	April 14, 1997 (2nd)
Quarter	15	2X - last: at Cleveland	April 6, 2010 (3rd)

STEALS

Game	27**	at Seattle	January 15, 1997
Half	15	at Seattle	January 15, 1997 (2nd)
Quarter	11	at Seattle	January 15, 1997 (4th)

BLOCKS

Game	17	at New Jersey	April 17, 1996
Half	12	at New Jersey*	March 5, 2011 (2nd + 3OT)
	12	at Washington	April 13, 2009 (2nd)
Quarter	11	at New Jersey*	March 5, 2011 (4th + 3OT)
	8	at Houston	December 31, 2010 (3rd)

TURNOVERS

Game	29	vs. New Jersey	November 3, 1995
Half	17	vs. Orlando	January 12, 2000 (1st)
Quarter	12	at Atlanta	November 1, 1997 (3rd)

PERSONAL FOULS

Game	39	vs. Milwaukee	November 18, 2000
Half	27	at Detroit	February 9, 2000 (2nd)
Quarter	15	at Detroit	February 9, 2000 (3rd)

* - Game played at the O2 Arena in London, England; ** - NBA Record

OPPONENT TEAM LOWS

ASSISTS

Game	10	6X - last: at Detroit	December 23, 2009
Half	2	3X - last: at Miami	March 8, 2002 (2nd)
Quarter	0	several times	

STEALS

Game	1	7X - last: at Houston	March 3, 2009
Half	0	several times	
Quarter	0	several times	

BLOCKS

Game	0	27X - last: at Oklahoma City	March 20, 2011
Half	0	several times	
Quarter	0	several times	

TURNOVERS

Game	4	2X - last: vs. L.A. Lakers	February 4, 2009
Half	1	9X - last: at Detroit	December 11, 2010 (1st)
Quarter	0	several times	

PERSONAL FOULS

Game	8	vs. Memphis	November 28, 2007
Half	2	3X - last: vs. L.A. Clippers	March 22, 2009 (2nd)
Quarter	0	several times	

OPPONENT TRIPLE-DOUBLE GAMES

PLAYER	OPPONENT	DATE	STAT LINE
Grant Hill	at Detroit	December 28, 1995	17 points 10 rebounds 11 assists
Shawn Bradley	at New Jersey	April 17, 1996	11 points 10 rebounds 12 blocks
Karl Malone	at Utah	February 27, 1997	32 points 13 rebounds 10 assists
Mark Jackson	vs. Indiana	March 25, 1997	10 points 11 rebounds 12 assists
Michael Jordan	at Chicago	April 14, 1997	30 points 11 rebounds 10 assists
Mookie Blaylock	vs. Atlanta	March 17, 1998	10 points 11 rebounds 12 assists
Gary Payton	at Seattle	March 12, 2000	22 points 10 rebounds 10 assists
Anthony Mason	at Charlotte	March 31, 2000 (OT)	31 points 14 rebounds 11 assists
Jason Kidd	at New Jersey	February 2, 2002	31 points 10 rebounds 10 assists
Andre Miller	at Cleveland	February 12, 2002	22 points 10 rebounds 12 assists
Jermaine O'Neal	at Indiana	January 22, 2003	18 points 10 rebounds 10 blocks
Chris Webber	vs. Sacramento	January 26, 2003	24 points 19 rebounds 10 assists
Chris Webber	at Sacramento	November 9, 2004	21 points 11 rebounds 11 assists
Larry Hughes	vs. Washington	November 28, 2004	33 points 10 rebounds 10 assists
LeBron James	vs. Cleveland	April 20, 2005	27 points 14 rebounds 14 assists
Andre Kirilenko	at Utah	January 17, 2006	18 points 16 rebounds 11 assists
Jason Kidd	at New Jersey	March 4, 2006	14 points 13 rebounds 15 assists
Chris Paul	vs. New Orleans	April 2, 2006	24 points 12 rebounds 12 assists
Shaquille O'Neal	at Miami	April 11, 2006	15 points 11 rebounds 10 assists
Jason Kidd	at New Jersey	November 1, 2006	14 points 10 rebounds 10 assists
LeBron James	at Cleveland	November 24, 2007	37 points 12 rebounds 12 assists
LeBron James	vs. Cleveland	October 28, 2009	23 points 11 rebounds 12 assists
Rajon Rondo	vs. Boston	January 10, 2010	22 points 10 rebounds 13 assists
Tyreke Evans	at Sacramento	March 10, 2010	19 points 10 rebounds 10 assists
Josh Smith	vs. Atlanta	November 28, 2010	12 points 13 rebounds 10 assists

OPPONENT 20-20 GAMES

PLAYER	OPPONENT	DATE	STAT LINE
Isaac Austin	at Miami	November 22, 1997	33 points 22 rebounds
Horace Grant	at Orlando	February 27, 1998 (3OT)	20 points 20 rebounds
Dikembe Mutumbo	at Atlanta	January 31, 2001	21 points 29 rebounds
Tim Duncan	vs. San Antonio	February 18, 2004	26 points 21 rebounds
Jamaal Magloire	vs. New Orleans	March 7, 2004	23 points 21 rebounds
Antawn Jamison	at Washington	January 29, 2008	24 points 20 rebounds
Troy Murphy	vs. Indiana	December 10, 2008	20 points 20 rebounds

MISCELLANEOUS SINGLE-GAME RECORDS

INDIVIDUAL:

Most points off the bench	38	Donyell Marshall	March 13, 2005 vs. Philadelphia
Most consecutive points	18	Vince Carter	March 17, 2000 vs. Orlando
Most consecutive free throws	87	Jose Calderon	April 11, 2008 - January 30, 2009
Quickest disqualification from a game	7:30	Jake Voskuhl	February 27, 2009 at Phoenix
Earliest disqualification from a game	10:17 left in 4th quarter	Walt Williams	November 18, 1997 vs. Boston

TEAM:

Most 10+ scorers	8	at L.A. Clippers	March 13, 1998
Most 20+ scorers	4	5X - last: vs. Denver	December 10, 2010
Most 30+ scorers	2	11X - last: at New Jersey	March 5, 2011 (30T)
Fewest 10+ scorers	2	several times - last: vs. Miami	February 16, 2011
Most 10+ rebounders	3	several times - last: vs. Denver	March 26, 2009
Most disqualifications	4	vs. New York	November 1, 1996
Most points scored by Toronto in a loss	136	at New Jersey*	March 5, 2011 (30T)
	127	vs. New Jersey	November 21, 2008 (0T)
	126	vs. Phoenix	March 31, 2006
Fewest points scored by Toronto in a win	70	vs. New York	December 14, 2000
Most consecutive points scored - Toronto	23	at Miami	February 13, 1996
Most consecutive points scored - opponent	25	2X - last: at Charlotte	January 17, 2000
Most bench points	70	at Cleveland	December 4, 2004
Most illegal defence violations - Toronto	7	2X - last: at New York	December 23, 1995
Most illegal defence violations - opponent	5	at Detroit	December 30, 1997
Longest game - regulation time	2:49	Toronto vs. Detroit	December 27, 2009
Longest game - overtime	3:22	Toronto at New Jersey (30T)	March 5, 2011
Shortest game	1:51	Toronto vs. Indiana	November 15, 1997

TWO-TEAM:

Most points, game	273	Toronto (136) at New Jersey (137)*	March 5, 2011 (30T)
	272	Toronto (120) at L.A. Clippers (152)	March 13, 1998
Most points, half	164	Chicago (85) vs. Toronto (79)	March 29, 2009 (2nd + OT)
	142	Toronto (58) at Golden State (84)	March 25, 2011 (1st)
	142	Toronto (67) vs. Phoenix (75)	December 5, 2007 (2nd)
	142	Toronto (64) at L.A. Clippers (78)	March 13, 1998 (2nd)
Most points, quarter	81	2X - last: Toronto (36) at Golden State (45)	March 25, 2011 (1st)
Most points, overtime	53	Toronto (26) at New Jersey (27)*	March 5, 2011 (30T)
Fewest points, game	129	Toronto (56) at Minnesota (73)	November 1, 2003
Fewest points, half	56	Toronto (24) at Minnesota (32)	November 1, 2003 (2nd)
Fewest points, quarter	18	Toronto (9), Boston (9)	January 12, 2001 (3rd)**
Fewest points, overtime	10	Toronto (4) at Orlando (6)	January 2, 1997
Best scoring margin in a victory	+42	Toronto (96) vs. Miami (54)	March 19, 2008
Worst scoring margin in a loss	-46	Toronto (79) at New York (125)	April 15, 1996
Best scoring margin in a half	+37	Toronto (70) vs. New Jersey (33)	December 18, 2009 (1st)
Worst scoring margin in a half	-37	Toronto (27) at Indiana (64)	November 9, 2002 (2nd)
Best scoring margin in a quarter	+31	Toronto (48) at New Jersey (17)	January 11, 1997 (1st)
Worst scoring margin in a quarter	-24	2X - last: Toronto (15) at Orlando (39)	January 21, 2011 (4th)
Best rebounding margin	+23	2X - last: Toronto (57) vs. L.A. Clippers (34)	March 22, 2009
Worst rebounding margin	-30	Toronto (28) at Utah (58)	December 3, 1997
Best assists margin	+21	Toronto (35) vs. Atlanta (14)	February 8, 2000
Worst assists margin	-24	2X - last: Toronto (16) at Sacramento (40)	January 30, 1998
Best turnover margin	+19	Toronto (5) at Boston (24)	April 20, 1997
Worst turnover margin	-19	Toronto (30) at New Jersey (11)	January 17, 2003

* - Game played at the O2 Arena in London, England; ** - NBA Record

COMEBACK RECORDS

TORONTO'S LARGEST COMEBACKS IN A GAME...

DEFCIT	TIME LEFT	OPPONENT	DATE	RESULT
-25	5:51, 3rd	at Detroit	December 11, 2010	W 120-116
-22	6:50, 2nd	at L.A. Clippers	November 13, 2009	W 104-89
-22	8:20, 3rd	vs. Washington	February 4, 2005	W 103-100
-22	5:01, 2nd	vs. Washington	April 19, 1996	W 107-103
-20	0:47, 3rd	vs. San Antonio	November 21, 2004	W 96-91
-20	1:57, 2nd	at Philadelphia	January 21, 2001	W 110-106 (0T)

TORONTO'S LARGEST FOURTH QUARTER COMEBACKS...

DEFCIT	TIME LEFT	OPPONENT	DATE	RESULT
-19	12:00, 4th	vs. San Antonio	November 21, 2004	W 96-91
-18	10:01, 4th	vs. Minnesota	January 24, 1998	W 113-107 (0T)
-17	10:37, 4th	at Detroit	December 11, 2010	W 120-116
-17	9:53, 4th	at Cleveland	March 28, 2000	W 99-95
-15	9:18, 4th	vs. Chicago	April 16, 2000	W 85-84
-14	9:00, 4th	at L.A. Clippers	March 8, 2000	W 95-94
-14	6:52, 4th	at Orlando	November 12, 2002	W 115-109

OPPONENT'S LARGEST COMEBACKS IN A GAME...

DEFCIT	TIME LEFT	OPPONENT	DATE	RESULT
-24	5:58, 2nd	at Dallas	November 20, 2007	L 105-99
-24	6:01, 3rd	at Dallas	February 25, 2006	L 115-113 (0T)
-23	4:21, 2nd	at Indiana	January 11, 2010	L 105-101
-21	8:12, 2nd	at Boston	November 3, 2000	L 93-81
-19	5:57, 1st	vs. Dallas	February 27, 2011	L 114-96
-19	3:00, 1st	vs. Washington	December 16, 2001	L 93-88
-19	12:00, 3rd	at Indiana	February 17, 1997	L 105-103

OPPONENT'S LARGEST FOURTH QUARTER COMEBACKS...

DEFCIT	TIME LEFT	OPPONENT	DATE	RESULT
-17	7:54, 4th	at Dallas	February 25, 2006	L 115-113 (0T)
-15	10:24, 4th	at Boston	January 19, 2000	L 94-90
-14	8:21, 4th	vs. Utah	March 9, 2011	L 96-94
-14	8:34, 4th	at Washington	February 6, 1999	L 98-97
-13	10:24, 4th	vs. Miami	March 29, 2006	L 98-94
-13	12:00, 4th	at Indiana	February 17, 1997	L 105-103

1995-96 (2-4)

DATE	OPPONENT	W/L	SCORE
Nov. 11	at Charlotte	L	123-117
Jan. 4	at Atlanta	L	104-101
Jan. 25	Vancouver	L	106-101
Feb. 3	at L.A. Clippers	W	119-113
Apr. 2	L.A. Clippers	W	104-103
Apr. 21	Philadelphia	L	109-105

1996-97 (1-3)

DATE	OPPONENT	W/L	SCORE
Dec. 11	at Boston	L	115-113(3OT)
Jan. 2	at Orlando	L	96-94
Feb. 25	at Denver	W	124-122
Mar. 16	at L.A. Lakers	L	98-90

1997-98 (5-2)

DATE	OPPONENT	W/L	SCORE
Nov. 26	Atlanta	L	109-104(2OT)
Jan. 24	Minnesota	W	113-107
Feb. 22	Vancouver	W	113-105
Feb. 27	at Orlando	W	115-107(3OT)
Mar. 15	at Golden State	W	100-98
Mar. 19	Denver	W	104-103
Apr. 10	Miami	L	111-105

1998-99 (1-2)

DATE	OPPONENT	W/L	SCORE
Feb. 28	Chicago	L	90-88
Mar. 21	New York	W	85-81
Apr. 16	Cleveland	L	91-90

1999-00 (0-3)

DATE	OPPONENT	W/L	SCORE
Feb. 9	at Detroit	L	108-115
Mar. 26	at Minnesota	L	101-106
Mar. 31	at Charlotte	L	101-110

2000-01 (4-4)

DATE	OPPONENT	W/L	SCORE
Dec. 1	at L.A. Clippers	W	104-95
Dec. 17	L.A. Lakers	L	104-101
Dec. 20	at Indiana	W	99-98
Jan. 21	at Philadelphia	W	110-106
Jan. 23	at Orlando	L	116-111(2OT)
Feb. 15	Miami	L	98-91
Feb. 23	Sacramento	L	119-118(3OT)
Apr. 17	Detroit	W	94-92

2001-02 (3-0)

DATE	OPPONENT	W/L	SCORE
Dec. 7	Denver	W	98-96
Jan. 11	Atlanta	W	94-91
Feb. 7	San Antonio	W	80-74

2002-03 (2-3)

DATE	OPPONENT	W/L	SCORE
Nov. 4	Chicago	W	109-105
Dec. 17	at Milwaukee	W	122-117
Dec. 22	L.A. Lakers	L	109-107
Feb. 14	Golden State	L	114-118
Mar. 17	at Phoenix	L	91-95

2003-04 (6-5)

DATE	OPPONENT	W/L	SCORE
Nov. 16	Houston	W	101-97 (2OT)
Nov. 26	at Atlanta	W	99-97
Dec. 19	New York	W	105-99
Dec. 26	at Utah	L	94-97
Jan. 15	at New Orleans	W	78-74
Jan. 30	Detroit	L	89-90
Feb. 8	at Golden State	W	84-81
Mar. 9	at Indiana	L	84-94
Mar. 21	at New Orleans	W	121-120
Mar. 24	at Houston	L	89-90
Apr. 11	Chicago	L	108-114

2004-05 (1-4)

DATE	OPPONENT	W/L	SCORE
Nov. 28	Washington	L	114-109
Dec. 8	at Detroit	L	90-86
Jan. 7	Milwaukee	L	107-105
Mar. 11	Atlanta	L	116-112
Apr. 8	at Atlanta	W	109-101

2005-06 (1-9)

DATE	OPPONENT	W/L	SCORE
Nov. 13	Seattle	L	126-121
Dec. 6	at Washington	L	119-111
Jan. 29	Sacramento	W	124-123
Feb. 5	L.A. Clippers	L	115-113
Feb. 8	Sacramento	L	125-118
Feb. 25	at Dallas	L	115-113
Mar. 1	Atlanta	L	113-111
Mar. 4	at New Jersey	L	105-100
Mar. 26	at Milwaukee	L	125-116
Apr. 2	NOK Hornets	L	120-113 (2OT)

2006-07 (3-0)

DATE	OPPONENT	W/L	SCORE
Dec. 22	at Portland	W	101-100
Mar. 11	Seattle	W	120-119
Mar. 30	at Washington	W	123-118

2007-08 (1-4)

DATE	OPPONENT	W/L	SCORE
Nov. 4	Boston	L	98-95
Jan. 13	Portland	W	116-109 (2OT)
Jan. 29	at Washington	L	108-104
Mar. 7	Washington	L	110-106
Apr. 2	at Atlanta	L	127-120

2008-09 (2-3)

DATE	OPPONENT	W/L	SCORE
Oct. 31	Golden State	W	112-108
Nov. 21	New Jersey	L	129-127
Jan. 12	at Boston	L	115-109
Mar. 13	Detroit	L	99-95
Mar. 29	Chicago	W	134-129

2009-10 (2-2)

DATE	OPPONENT	W/L	SCORE
Dec. 4	at Washington	W	109-107
Feb. 17	Memphis	L	109-102
Feb. 26	Cleveland	L	128-118
Apr. 3	at Philadelphia	W	128-123

2010-11 (0-2)

DATE	OPPONENT	W/L	SCORE
Jan. 28	Milwaukee	L	116-100
Mar. 5	at New Jersey	L	137-136 (3OT)

OVERTIME RECORD...

Overall:	34-50
Single OT:	31-44
Double OT:	2-3
Triple OT:	1-3
Home:	19-28
Road:	15-22
vs. East:	18-31
vs. West:	16-19



RAPTOR FACT: Anotnio Davis holds the team's single-season record by grabbing 787 rebounds in 2000-01.

SINGLE-SEASON LEADERS

POINTS

2,107	Vince Carter	1999-00
2,070	Vince Carter	2000-01
1,746	Chris Bosh	2008-09
1,678	Chris Bosh	2009-10
1,645	Vince Carter	2003-04

POINTS PER GAME (min. 1000 points)

27.6	Vince Carter	2001-01
25.7	Vince Carter	1999-00
24.7	Vince Carter	2001-02
24.0	Chris Bosh	2009-10
22.7	Chris Bosh	2008-09

FIELD GOALS MADE

788	Vince Carter	1999-00
762	Vince Carter	2000-01
615	Chris Bosh	2008-09
608	Vince Carter	2003-04
600	Chris Bosh	2009-10

FIELD GOALS ATTEMPTED

1,696	Vince Carter	1999-00
1,656	Vince Carter	2000-01
1,457	Vince Carter	2003-04
1,407	Damon Stoudamire	1996-97
1,307	Vince Carter	2001-02

FIELD GOAL PCT. (min. 200 FGM)

.623	Amir Johnson	2009-10
.576	Ed Davis	2010-11
.568	Amir Johnson	2010-11
.550	Rasho Nesterovic	2007-08
.546	Rasho Nesterovic	2006-07

FREE THROWS MADE

504	Chris Bosh	2008-09
474	Chris Bosh	2005-06
472	Chris Bosh	2007-08
470	Chris Bosh	2009-10
463	Chris Bosh	2006-07

FREE THROWS ATTEMPTED

617	Chris Bosh	2008-09
590	Chris Bosh	2009-10
590	Chris Bosh	2006-07
581	Chris Bosh	2005-06
559	Chris Bosh	2007-08

FREE THROW PCT. (min. 125 FTM)

.981	Jose Calderon	2008-09*
.854	Jalen Rose	2004-05
.844	Chris Bosh	2007-08
.844	Damon Stoudamire	1997-98
.843	Doug Christie	1999-00

THREE-POINT FIELD GOALS MADE

177	Morris Peterson	2005-06
176	Damon Stoudamire	1996-97
175	Walt Williams	1996-97
169	Mike James	2005-06
162	Vince Carter	2000-01

THREE-POINT FIELD GOALS ATTEMPTED

496	Damon Stoudamire	1996-97
448	Morris Peterson	2005-06
437	Walt Williams	1996-97
397	Vince Carter	2000-01
389	Rafer Alston	2004-05

THREE-POINT FIELD GOAL PCT. (min. 55 3FG)

.483	Jason Kapono	2007-08*
.442	Mike James	2005-06
.441	Anthony Parker	2006-07
.438	Anthony Parker	2007-08
.429	Jose Calderon	2007-08

REBOUNDS

787	Antonio Davis	2000-01
771	Chris Bosh	2008-09
759	Chris Bosh	2009-10
741	Chris Bosh	2006-07
741	Charles Oakley	2000-01

OFFENSIVE REBOUNDS

274	Antonio Davis	2000-01
270	Popeye Jones	1996-97
254	Antonio Davis	2001-02
235	Antonio Davis	1999-00
231	Jerome Williams	2002-03

DEFENSIVE REBOUNDS

599	Charles Oakley	2000-01
556	Chris Bosh	2008-09
555	Chris Bosh	2006-07
554	Chris Bosh	2009-10
527	Donyell Marshall	2003-04

REBOUNDS PER GAME (min. 400 rebounds)

10.8	Chris Bosh	2009-10
10.7	Chris Bosh	2006-07
10.7	Donyell Marshall	2003-04
10.1	Antonio Davis	2000-01
10.0	Chris Bosh	2008-09

ASSISTS

709	Damon Stoudamire	1996-97
678	Jose Calderon	2007-08
653	Damon Stoudamire	1995-96
607	Jose Calderon	2008-09
605	Jose Calderon	2010-11

ASSISTS PER GAME (min. 250 assists)

9.3	Damon Stoudamire	1995-96
9.2	Mark Jackson	2000-01
8.9	Jose Calderon	2010-11
8.9	Jose Calderon	2008-09
8.8	Damon Stoudamire	1996-97

STEALS

201	Doug Christie	1996-97
190	Doug Christie	1997-98
166	Alvin Robertson	1995-96
135	Alvin Williams	2001-02
123	Damon Stoudamire	1996-97

STEALS PER GAME (min. 82 steals)

2.48	Doug Christie	1996-97
2.44	Doug Christie	1997-98
2.26	Doug Christie	1998-99
2.16	Alvin Robertson	1995-96
1.81	Doug Christie	1995-96

BLOCKS

230	Marcus Camby	1997-98
151	Antonio Davis	2000-01
151	Tracy McGrady	1999-00
143	Oliver Miller	1995-96
130	Marcus Camby	1996-97

BLOCKS PER GAME (min. 82 blocks)

3.85	Marcus Camby	1997-98*
2.39	Keon Clark	2000-01
2.06	Marcus Camby	1996-97
2.00	Jermaine O'Neal	2008-09
1.94	Antonio Davis	2000-01

PERSONAL FOULS

294	Charles Oakley	1999-00
282	Walt Williams	1996-97
277	Oliver Miller	1995-96
269	Popeye Jones	1996-97
268	Alvin Robertson	1995-96

FOULED OUT

11	Walt Williams	1996-97
7	John Wallace	1997-98
7	Marcus Camby	1996-97
6	Charles Oakley	1999-00
6	Doug Christie	1996-97

MINUTES

3,311	Damon Stoudamire	1996-97
3,140	Morris Peterson	2005-06
3,127	Doug Christie	1996-97
3,126	Vince Carter	1999-00
3,017	Chris Bosh	2004-05

MINUTES PER GAME (min. 2000 minutes)

41.5	Damon Stoudamire	1997-98
40.9	Damon Stoudamire	1996-97
40.9	Damon Stoudamire	1995-96
39.8	Vince Carter	2001-02
39.7	Vince Carter	2000-01

* - Led NBA

ROOKIE SINGLE-GAME HIGHS

PTS: 48 Charlie Villanueva March 26, 2006 at Milwaukee	OR: 8 Charlie Villanueva April 2, 2006 vs. NOK Hornets
FGM: 20 Charlie Villanueva March 26, 2006 at Milwaukee	DR: 15 Marcus Camby March 21, 1997 vs. Charlotte
FGA: 32 Charlie Villanueva March 26, 2006 at Milwaukee	REB: 18 Charlie Villanueva April 2, 2006 vs. NOK Hornets
FTM: 14 Damon Stoudamire February 13, 1996 at Miami	AST: 19 Damon Stoudamire February 27, 1996 at Houston
FTA: 16 Chauncey Billups February 22, 1998 vs. Vancouver	STL: 5 Jamario Moon January 18, 2008 vs. Atlanta
3FGM: 7 Morris Peterson February 27, 2001 vs. Cleveland	5 Damon Stoudamire January 11, 1996 vs. Atlanta
3FGA: 12 Damon Stoudamire February 25, 1996 at Dallas	BLK: 9 Marcus Camby February 1, 1997 vs. Phoenix
12 Damon Stoudamire March 5, 1996 vs. Detroit	

GAMES PLAYED

82	Matt Bonner	2004-05
80	Morris Peterson	2000-01
78	Jamario Moon	2007-08
77	DeMar DeRozan	2009-10
75	Chris Bosh	2003-04

FIELD GOALS MADE

481	Damon Stoudamire	1995-96
375	Marcus Camby	1996-97
345	Vince Carter	1998-99
327	Chris Bosh	2003-04
290	Morris Peterson	2000-01

FREE THROWS MADE

236	Damon Stoudamire	1995-96
204	Vince Carter	1998-99
202	Chris Bosh	2003-04
183	Marcus Camby	1996-97
148	DeMar DeRozan	2009-10

THREE-POINT FIELD GOALS MADE

133	Damon Stoudamire	1995-96
100	Andrea Bargnani	2006-07
66	Jorge Garbajosa	2006-07
63	Morris Peterson	2000-01
43	Chauncey Billups	1997-98

ASSISTS

653	Damon Stoudamire	1995-96
173	Jose Calderon	2005-06
153	Roko Ukic	2008-09
149	Vince Carter	1998-99
125	Jorge Garbajosa	2006-07

OFFENSIVE REBOUNDS

191	Chris Bosh	2003-04
181	Charlie Villanueva	2005-06
168	Ed Davis	2010-11
131	Marcus Camby	1996-97
112	Morris Peterson	2000-01

REBOUNDS PER GAME (min. 150 rebounds)

7.4	Chris Bosh	2003-04
7.1	Ed Davis	2010-11
6.4	Charlie Villanueva	2005-06
6.3	Marcus Camby	1996-97
6.2	Jamario Moon	2007-08

FOULED OUT

7	Marcus Camby	1996-97
2	Chris Bosh	2003-04
2	Vince Carter	1998-99
2	Charlie Villanueva	2005-06
1	Joey Graham	2005-06
1	Matt Bonner	2004-05

GAMES STARTED

75	Jamario Moon	2007-08
70	Damon Stoudamire	1995-96
65	DeMar DeRozan	2009-10
63	Chris Bosh	2003-04
60	Jorge Garbajosa	2006-07

FIELD GOALS ATTEMPTED

1,129	Damon Stoudamire	1995-96
778	Marcus Camby	1996-97
766	Vince Carter	1998-99
712	Chris Bosh	2003-04
673	Morris Peterson	2000-01

FREE THROWS ATTEMPTED

296	Damon Stoudamire	1995-96
288	Chris Bosh	2003-04
268	Vince Carter	1998-99
264	Marcus Camby	1996-97
194	DeMar DeRozan	2009-10

THREE-POINT FIELD GOALS ATTEMPTED

337	Damon Stoudamire	1995-96
100	Andrea Bargnani	2006-07
66	Jorge Garbajosa	2006-07
165	Morris Peterson	2000-01
146	Chauncey Billups	1997-98

ASSISTS PER GAME (min. 100 assists)

9.3	Damon Stoudamire	1995-96
5.6	Jose Calderon	2005-06
3.0	Vince Carter	1998-99
2.1	Roko Ukic	2008-09
1.9	Jorge Garbajosa	2006-07

DEFENSIVE REBOUNDS

392	Jamario Moon	2007-08
366	Chris Bosh	2003-04
340	Charlie Villanueva	2005-06
294	Ed Davis	2010-11
282	Jorge Garbajosa	2006-07

BLOCKS

130	Marcus Camby	1996-97
108	Jamario Moon	2007-08
106	Chris Bosh	2003-04
77	Vince Carter	1998-99
67	Ed Davis	2010-11

TOTAL POINTS

1,331	Damon Stoudamire	1995-96
935	Marcus Camby	1996-97
913	Vince Carter	1998-99
861	Chris Bosh	2003-04
751	Andrea Bargnani	2006-07

MINUTES

2,865	Damon Stoudamire	1995-96
2,510	Chris Bosh	2003-04
2,166	Jamario Moon	2007-08
1,909	Jorge Garbajosa	2006-07
1,897	Marcus Camby	1996-97

FG% (min. 150 field goals made)

.576	Ed Davis	2010-11
.533	Matt Bonner	2004-05
.498	DeMar DeRozan	2009-10
.485	Jamario Moon	2007-08
.482	Marcus Camby	1996-97

FT% (min. 65 free throws made)

.919	Chauncey Billups	1997-98
.824	Andrea Bargnani	2006-07
.797	Damon Stoudamire	1995-96
.789	Matt Bonner	2004-05
.782	Rafael Araujo	2004-05

3FG% (min. 30 three-pointers attempted)

.424	Matt Bonner	2004-05
.395	Damon Stoudamire	1995-96
.382	Morris Peterson	2000-01
.373	Andrea Bargnani	2006-07
.357	Joey Graham	2005-06

STEALS

98	Damon Stoudamire	1995-96
80	Jamario Moon	2007-08
78	Jorge Garbajosa	2006-07
66	Marcus Camby	1996-97
63	Morris Peterson	2000-01

TOTAL REBOUNDS

557	Chris Bosh	2003-04
521	Charlie Villanueva	2005-06
484	Jamario Moon	2007-08
462	Ed Davis	2010-11
394	Marcus Camby	1996-97

PERSONAL FOULS

220	Matt Bonner	2004-05
215	Chris Bosh	2003-04
214	Marcus Camby	1996-97
201	Tracy McGrady	1997-98
180	Andrea Bargnani	2006-07

POINTS PER GAME (min. 500 points)

19.0	Damon Stoudamire	1995-96
18.3	Vince Carter	1998-99
14.8	Marcus Camby	1996-97
11.6	Andrea Bargnani	2006-07
11.5	Chris Bosh	2003-04

RAPTORS CAREER LEADERS

SCORING

TOTAL POINTS

10,275	Chris Bosh
9,420	Vince Carter
6,498	Morris Peterson
5,535	Andrea Bargnani
4,448	Doug Christie
4,180	Jose Calderon
3,994	Antonio Davis
3,917	Damon Stoudamire
3,876	Alvin Williams
2,862	Jalen Rose

POINTS PER GAME (min. 100 games)

23.4	Vince Carter
20.2	Chris Bosh
19.6	Damon Stoudamire
16.2	Jalen Rose
15.3	Walt Williams
15.1	Andrea Bargnani
14.2	Doug Christie
13.8	Donyell Marshall
13.5	Marcus Camby
13.2	T.J. Ford



VINCE CARTER
23.4 Points Per Game

FIELD GOALS MADE

3,614	Chris Bosh
3,541	Vince Carter
2,341	Morris Peterson
2,040	Andrea Bargnani
1,618	Jose Calderon
1,555	Alvin Williams
1,532	Doug Christie
1,419	Antonio Davis
1,399	Damon Stoudamire
1,044	Anthony Parker

FIELD GOALS ATTEMPTED

7,944	Vince Carter
7,346	Chris Bosh
5,562	Morris Peterson
4,624	Andrea Bargnani
3,710	Alvin Williams
3,698	Doug Christie
3,369	Damon Stoudamire
3,333	Antonio Davis
3,332	Jose Calderon
2,357	Jalen Rose

FG% (min. 1000 attempts)

.548	Rasho Nesterovic
.509	Oliver Miller
.500	Keon Clark
.497	Jerome Williams
.492	Chris Bosh
.486	Jose Calderon
.480	Joey Graham
.477	DeMar DeRozan
.469	Mike James
.466	John Wallace

FREE THROWS MADE

2,997	Chris Bosh
1,784	Vince Carter
1,156	Antonio Davis
1,015	Morris Peterson
953	Doug Christie
948	Andrea Bargnani
745	Damon Stoudamire
647	Jalen Rose
626	Jose Calderon
565	Alvin Williams

FREE THROWS ATTEMPTED

3,767	Chris Bosh
2,277	Vince Carter
1,501	Antonio Davis
1,298	Morris Peterson
1,166	Doug Christie
1,161	Andrea Bargnani
909	Damon Stoudamire
787	Jalen Rose
739	Alvin Williams
716	Jose Calderon

FT% (min. 400 attempts)

.874	Jose Calderon
.837	T.J. Ford
.828	Anthony Parker
.827	Joey Graham
.822	Jalen Rose
.820	Damon Stoudamire
.817	Andrea Bargnani
.817	Doug Christie
.805	Kevin Willis
.797	DeMar DeRozan

THREE-POINT FIELD GOALS MADE

801	Morris Peterson
554	Vince Carter
507	Andrea Bargnani
431	Doug Christie
374	Damon Stoudamire
342	Anthony Parker
318	Jose Calderon
271	Donyell Marshall
267	Dee Brown
224	Walt Williams

THREE-POINT FIELD GOALS ATTEMPTED

2,158	Morris Peterson
1,445	Vince Carter
1,368	Andrea Bargnani
1,213	Doug Christie
1,038	Damon Stoudamire
831	Jose Calderon
806	Anthony Parker
694	Dee Brown
661	Donyell Marshall
639	Alvin Williams

3FG% (min. 400 attempts)

.424	Anthony Parker
.410	Donyell Marshall
.406	Tracy Murray
.396	Walt Williams
.390	Dell Curry
.385	Dee Brown
.383	Jose Calderon
.383	Vince Carter
.371	Andrea Bargnani
.371	Morris Peterson

GAMES PLAYED

542	Morris Peterson
509	Chris Bosh
427	Jose Calderon
417	Alvin Williams
403	Vince Carter
367	Andrea Bargnani
314	Doug Christie
310	Antonio Davis
275	Joey Graham
235	Anthony Parker

GAMES STARTED

497	Chris Bosh
401	Vince Carter
364	Morris Peterson
324	Alvin Williams
307	Antonio Davis
299	Doug Christie
260	Andrea Bargnani
240	Jose Calderon
226	Anthony Parker
207	Charles Oakley

MINUTES

18,815	Chris Bosh
16,059	Morris Peterson
15,114	Vince Carter
11,837	Jose Calderon
11,736	Alvin Williams
11,095	Andrea Bargnani
10,916	Doug Christie
10,809	Antonio Davis
8,209	Damon Stoudamire
7,708	Anthony Parker

GAMES PLAYED

Most games, career	542	Morris Peterson
Most consecutive games	370	Morris Peterson (February 12, 2002 – November 20, 2006)
Most starts, career	497	Chris Bosh
Most consecutive starts	137	Alvin Williams
Most games, season	82	Tracy Murray 1995-96
		Vince Carter 1999-00
		Alvin Williams 2001-02
		Morris Peterson 2003-04
		Morris Peterson 2004-05
		Jose Calderon 2007-08
		Anthony Parker 2007-08
		Amir Johnson 2009-10
Most starts, season	82	Vince Carter 1999-00
		Anthony Parker 2007-08
		John Wallace 1997-98
		Alvin Williams 2000-01
		Morris Peterson 2002-03
		Matt Bonner 2004-05
		Morris Peterson 2005-06
		Carlos Delfino 2007-08
		Jarrett Jack 2009-10
		DeMar DeRozan 2010-11
		Alvin Williams 2001-02
		DeMar DeRozan 2010-11



Morris Peterson

OFFENSIVE REBOUNDS

1,369	Chris Bosh
957	Antonio Davis
740	Vince Carter
503	Morris Peterson
466	Jerome Williams
413	Tracy McGrady
378	Kevin Willis
355	Charles Oakley
351	Andrea Bargnani
346	Oliver Miller

DEFENSIVE REBOUNDS

3,407	Chris Bosh
1,882	Antonio Davis
1,561	Morris Peterson
1,444	Andrea Bargnani
1,351	Vince Carter
1,300	Charles Oakley
1,121	Doug Christie
895	Jose Calderon
860	Donyell Marshall
847	Alvin Williams

TOTAL REBOUNDS

4,776	Chris Bosh
2,839	Antonio Davis
2,091	Doug Christie
2,064	Morris Peterson
1,795	Andrea Bargnani
1,655	Charles Oakley
1,448	Doug Christie
1,268	Williams, Jerome
1,137	Marshall, Donyell
1,079	Alvin Williams

REBOUNDS PER GAME (min. 500)

9.4	Chris Bosh
9.2	Antonio Davis
8.7	Donyell Marshall
8.4	Popeye Jones
8.0	Charles Oakley
7.0	Jerome Williams
6.8	Kevin Willis
6.8	Marcus Camby
6.7	Keon Clark
6.5	Oliver Miller

ASSISTS

2,969	Jose Calderon
1,791	Alvin Williams
1,761	Damon Stoudamire
1,553	Vince Carter
1,197	Doug Christie
1,115	Chris Bosh
965	Morris Peterson
908	T.J. Ford
706	Rafer Alston
685	Charles Oakley

ASSISTS PER GAME (min. 500)

8.8	Damon Stoudamire
7.2	T.J. Ford
7.0	Jose Calderon
5.6	Rafer Alston
4.3	Alvin Williams
3.9	Vince Carter
3.9	Rod Strickland
3.4	Jalen Rose
3.3	Charles Oakley
2.6	Anthony Parker

STEALS

664	Doug Christie
552	Morris Peterson
534	Vince Carter
527	Alvin Williams
397	Chris Bosh
394	Jose Calderon
301	Damon Stoudamire
252	Anthony Parker
231	Jerome Williams
224	Charles Oakley

BLOCKS

600	Chris Bosh
415	Vince Carter
405	Antonio Davis
360	Marcus Camby
344	Andrea Bargnani
278	Tracy McGrady
232	Keon Clark
228	Oliver Miller
187	Doug Christie
154	Amir Johnson



FOULED OUT

15	Doug Christie
13	Wait Williams
12	Vince Carter
10	Charles Oakley
9	Antonio Davis
8	Chris Bosh
8	Marcus Camby
7	Wallace, John
7	Keon Clark
7	Morris Peterson
6	Andrea Bargnani

PERSONAL FOULS

1,344	Morris Peterson
1,329	Chris Bosh
1,188	Doug Christie
1,008	Andrea Bargnani
943	Antonio Davis
837	Alvin Williams
821	Doug Christie
755	Jose Calderon
734	Charles Oakley
627	Joey Graham

RAPTOR FACT: Jose Calderon is the only player in team history to record more than 2,000 assists. He also holds the team record for most consecutive free throws made (87) which he accomplished from April 11, 2008 to January 30, 2009.

MISCELLANEOUS CAREER RECORDS

TEAM STREAKS

Longest winning streak	9	March 22 - April 9, 2002
Longest home winning streak (multiple seasons)	10	March 24 - November 4, 2002
Longest home winning streak (single-season)	9	March 7 - April 4, 1999
Longest road winning streak	5	2X - last: November 14 - December 1, 2001
Longest losing streak	17	November 6 - December 9, 1997
Longest home losing streak	11	2X - last: March 22, 1998 - February 18, 1999
Longest road losing streak	14	2X - last: January 7 - March 16, 2011
Most consecutive 100-point games, Toronto	20	January 6 - February 20, 2010
Most consecutive 100-point games, opponent	12	November 15 - December 4, 2009
Most consecutive points scored, Toronto	23	at Miami, February 13, 1996
Most consecutive points scored, opponent	25	2X - last: at Charlotte, January 17, 2000

INDIVIDUAL STREAKS

Most consecutive games, 40+ points	2	Vince Carter	December 7-9, 2001
Most consecutive games, 30+ points	4	Mike James	April 5 - 11, 2006
Most consecutive games, 20+ points	23	2X - last: Vince Carter	February 27 - April 13, 2001
Most consecutive games, 10+ points	96	Vince Carter	May 4, 1999 - November 25, 2000
Most consecutive games with 10+ rebounds	10	2X - Last: Chris Bosh	March 26 - April 13, 2007
Most consecutive games with 10+ assists	7	Damon Stoudamire	March 15 - 26, 1996
Most consecutive free throws made	87	Jose Calderon	April 11, 2008 - January 30, 2009
Most consecutive games with a three-pointer made	34	Damon Stoudamire	February 13 - November 26, 1996
Most consecutive double-doubles	10	Chris Bosh	March 26 - April 13, 2007
Most consecutive minutes without a turnover	56	Popeye Jones	December 11, 1996 at Boston

INDIVIDUAL TOTALS

Most games with 50+ points	1	Vince Carter
Most games with 40+ points	14	Vince Carter
Most games with 30+ points	91	Vince Carter
Most games with 20+ points	273	Vince Carter
Most games with 10+ points	464	Chris Bosh
Most games with 10+ rebounds	245	Chris Bosh
Most games with 10+ assists	106	Jose Calderon

YOUNGEST AND OLDEST PLAYERS

YOUNGEST PLAYERS	BIRTHDATE	FIRST GAME	YEARS	MONTHS	DAYS
Tracy McGrady	May 24, 1979	October 31, 1997	18	5	7
Chris Bosh	March 24, 1984	October 29, 2003	19	7	5
DeMar DeRozan	August 7, 1989	October 28, 2009	20	2	21
Martin Lewis	April 28, 1975	February 22, 1996	20	9	25
Andrea Bargnani	October 26, 1985	November 1, 2006	21	0	1

OLDEST PLAYERS	BIRTHDATE	FIRST GAME	YEARS	MONTHS	DAYS
John Long	August 28, 1956	April 20, 1997	40	7	23
Earl Cureton	September 3, 1957	January 11, 1997	39	4	8
Hakeem Olajuwon	January 21, 1963	April 17, 2002	39	2	27
Kevin Willis	September 6, 1962	January 10, 2001	38	4	4
Tyrone Corbin	December 31, 1962	January 10, 2001	38	0	10



RAPTOR FACT: Rasha Nesterovic is the Raptors' all-time career leader with a .548 field goal shooting percentage. Nesterovic appeared in 193 games during three seasons in Toronto, including 10 playoff games.

OPPONENT CAREER LEADERS

OPPONENT CAREER LEADERS

GAMES PLAYED

51	Ben Wallace
49	Ray Allen
45	Paul Pierce
41	Theo Ratliff
40	P.J. Brown
40	Juwan Howard
40	Zydrunas Ilgauskas
40	Anthony Johnson
39	Richard Hamilton
39	Jason Kidd

TOTAL REBOUNDS

523	Ben Wallace
328	Dikembe Mutombo
324	Kevin Garnett
306	Tim Duncan
304	P.J. Brown
303	Antoine Walker
301	Shaquille O'Neal
290	Dwight Howard
289	Zydrunas Ilgauskas
286	Paul Pierce

BLOCKS

109	Ben Wallace
89	Alonzo Mourning
84	Theo Ratliff
78	Dikembe Mutombo
72	Jermaine O'Neal
71	Tim Duncan
62	Zydrunas Ilgauskas
56	Shaquille O'Neal
52	Josh Smith
52	Bo Outlaw

POINTS

1,129	Allen Iverson
1,030	Ray Allen
984	Paul Pierce
778	LeBron James
770	Jerry Stackhouse
726	Kobe Bryant
712	Shaquille O'Neal
709	Antoine Walker
708	Antawn Jamison
698	Kevin Garnett

ASSISTS

326	Jason Kidd
276	Stephon Marbury
270	Andre Miller
243	Steve Nash
238	Baron Davis
234	Allen Iverson
233	Chauncey Billups
223	Mark Jackson
218	Eric Snow
214	LeBron James

DISQUALIFICATIONS

5	Kurt Thomas
3	Shareef Abdur-Rahim
3	Tony Battie
3	Samuel Dalembert
3	Kendall Gill
3	Christian Laettner
3	Lamar Odom
2	Several Players

POINTS PER GAME (min. 10 gms)

29.7	Allen Iverson
27.9	Kobe Bryant
27.8	LeBron James
27.5	Dwyane Wade
24.6	Carmelo Anthony
24.4	Amar'e Stoudemire
24.0	Dirk Nowitzki
23.7	Shaquille O'Neal
23.3	Tracy McGrady
23.2	Karl Malone

STEALS

81	Allen Iverson
69	David Wesley
68	Darrell Armstrong
63	Eddie Jones
60	Jason Kidd
56	Grant Hill
54	Paul Pierce
52	Ray Allen
52	Ben Wallace
49	Brevin Knight



RAPTOR FACT: Tracy Murray was the first Raptor to appear in all 82 games, doing this in the team's inaugural season (1995-96). He led the team in three-point field goal shooting (.422) and free throw shooting (.831) percentages.

YEAR-BY-YEAR TEAM LEADERS

SCORING (min. 1000 points)

1995-96	Damon Stoudamire	19.0
1996-97	Damon Stoudamire	20.2
1997-98	Doug Christie	16.5
1998-99	Vince Carter	18.3
1999-00	Vince Carter	25.7
2000-01	Vince Carter	27.6
2001-02	Vince Carter	24.7
2002-03	Morris Peterson	14.1
2003-04	Vince Carter	22.5
2004-05	Jalen Rose	18.5
2005-06	Chris Bosh	22.5
2006-07	Chris Bosh	22.6
2007-08	Chris Bosh	22.3
2008-09	Chris Bosh	22.7
2009-10	Chris Bosh	24.0
2010-11	Andrea Bargnani	21.4

FG% (min. 200 field goals made)

1995-96	Zan Tabak	.543
1996-97	Carlos Rogers	.525
1997-98	John Wallace	.478
1998-99	John Thomas	.577
1999-00	Vince Carter	.465
2000-01	Vince Carter	.460
2001-02	Keon Clark	.490
2002-03	Jerome Williams	.499
2003-04	Donyell Marshall	.467
2004-05	Matt Bonner	.533
2005-06	Chris Bosh	.505
2006-07	Rasho Nesterovic	.546
2007-08	Rasho Nesterovic	.550
2008-09	Jose Calderon	.497
2009-10	Amir Johnson	.623
2010-11	Ed Davis	.576

STEALS (min. 82 steals)

1995-96	Alvin Robertson	2.16
1996-97	Doug Christie	2.48
1997-98	Doug Christie	2.44
1998-99	Doug Christie	2.26
1999-00	Doug Christie	1.40
2000-01	Vince Carter	1.52
2001-02	Alvin Williams	1.65
2002-03	Jerome Williams	1.63
2003-04	Vince Carter	1.21
2004-05	Rafer Alston	1.48
2005-06	Morris Peterson	1.27
2006-07	T.J. Ford	1.35
2007-08	Jose Calderon	1.06
2008-09	Anthony Parker	1.25
2009-10	Hedo Turkoglu**	0.74
2010-11	DeMar DeRozan	1.00

REBOUNDS (min. 400 rebounds)

1995-96	Oliver Miller	7.4
1996-97	Popeye Jones	8.6
1997-98	Marcus Camby	7.4
1998-99	Kevin Willis	8.3
1999-00	Antonio Davis	8.8
2000-01	Antonio Davis	10.1
2001-02	Antonio Davis	9.6
2002-03	Jerome Williams	9.2
2003-04	Donyell Marshall	10.7
2004-05	Chris Bosh	8.9
2005-06	Chris Bosh	9.2
2006-07	Chris Bosh	10.7
2007-08	Chris Bosh	8.7
2008-09	Chris Bosh	10.0
2009-10	Chris Bosh	10.8
2010-11	Ed Davis	7.1

FT% (min. 125 free throws made)

1995-96	Tracy Murray	.831
1996-97	Damon Stoudamire	.823
1997-98	Damon Stoudamire	.844
1998-99	Doug Christie	.841
1999-00	Doug Christie	.843
2000-01	Charles Oakley	.836
2001-02	Antonio Davis	.818
2002-03	Vince Carter	.806
2003-04	Jalen Rose	.822
2004-05	Jalen Rose	.854
2005-06	Mike James	.837
2006-07	Anthony Parker	.835
2007-08	Chris Bosh	.844
2008-09	Jose Calderon*	.981
2009-10	Jarrett Jack	.842
2010-11	Andrea Bargnani	.820

BLOCKS (min. 82 blocked shots)

1995-96	Oliver Miller	1.88
1996-97	Marcus Camby	2.06
1997-98	Marcus Camby*	3.65
1998-99	Vince Carter	1.54
1999-00	Tracy McGrady	1.91
2000-01	Antonio Davis	1.94
2001-02	Keon Clark	1.51
2002-03	Antonio Davis	1.17
2003-04	Donyell Marshall	1.51
2004-05	Chris Bosh	1.40
2005-06	Chris Bosh	1.13
2006-07	Chris Bosh	1.30
2007-08	Jamario Moon	1.38
2008-09	Jermaine O'Neal	2.00
2009-10	Andrea Bargnani	1.39
2010-11	Amir Johnson	1.22

ASSISTS (min. 250 assists)

1995-96	Damon Stoudamire	9.3
1996-97	Damon Stoudamire	8.8
1997-98	Damon Stoudamire	8.1
1998-99	Doug Christie	3.7
1999-00	Doug Christie	4.4
2000-01	Mark Jackson	9.2
2001-02	Alvin Williams	5.7
2002-03	Alvin Williams	5.3
2003-04	Jalen Rose	5.5
2004-05	Rafer Alston	6.4
2005-06	Mike James	5.8
2006-07	T.J. Ford	7.9
2007-08	Jose Calderon	8.3
2008-09	Jose Calderon	8.9
2009-10	Jose Calderon	8.9
2010-11	Jose Calderon	5.9

3FG% (min. 55 field goals made)

1995-96	Tracy Murray	.422
1996-97	Walt Williams	.400
1997-98	Dee Brown	.411
1998-99	Dee Brown	.387
1999-00	Vince Carter	.403
2000-01	Dell Curry	.428
2001-02	Vince Carter	.387
2002-03	Voshon Lenard	.365
2003-04	Donyell Marshall	.402
2004-05	Donyell Marshall	.416
2005-06	Mike James	.442
2006-07	Anthony Parker	.441
2007-08	Jason Kapono*	.483
2008-09	Jason Kapono	.428
2009-10	Jarrett Jack	.412
2010-11	Jose Calderon	.365

MINUTES (min. 2000 minutes)

1995-96	Damon Stoudamire	40.9
1996-97	Damon Stoudamire	40.9
1997-98	Doug Christie	37.7
1998-99	Doug Christie	35.4
1999-00	Vince Carter	38.1
2000-01	Vince Carter	39.7
2001-02	Vince Carter	39.8
2002-03	Morris Peterson	36.0
2003-04	Vince Carter	38.2
2004-05	Chris Bosh	37.2
2005-06	Chris Bosh	39.3
2006-07	Chris Bosh	38.5
2007-08	Chris Bosh	36.2
2008-09	Chris Bosh	38.0
2009-10	Chris Bosh	36.1
2010-11	Andrea Bargnani	35.7

*Led NBA BOLD indicates franchise high

**No player had the minimum 82 steals in 2009-10

YEAR-BY-YEAR STATISTICS

RAPTORS YEAR-BY-YEAR CUMULATIVE STATS

YEAR	FGM	FGA	FGP	FTM	FTA	FTP	3PM	3PA	3PP	REB	RPG	AST	APG	STL	BLK	TO	PF	PTS	PPG
1995-96	3084	6598	.467	1412	1953	.723	414	1168	.354	3284	40.0	1927	23.5	745	493	1544	1987	7994	97.5
1996-97	2897	6632	.437	1446	2008	.720	589	1624	.363	3389	41.3	1714	20.9	722	517	1347	1883	7829	95.5
1997-98	2965	6813	.435	1479	2060	.718	372	1086	.343	3336	40.7	1746	21.3	769	663	1371	1851	7781	94.9
1998-99	1660	3940	.421	1011	1330	.760	226	662	.341	2159	43.2	1036	20.7	439	321	799	1139	4557	91.1
1999-00	2980	6882	.433	1583	2068	.765	425	1171	.363	3547	43.3	1947	23.7	666	544	1137	1989	7968	97.2
2000-01	3048	6972	.437	1482	1984	.747	429	1164	.369	3647	44.5	2004	24.4	599	519	1043	1745	8007	97.6
2001-02	2919	6727	.434	1269	1717	.739	387	1109	.349	3450	42.1	1779	21.7	688	454	1109	1771	7494	91.4
2002-03	2847	6664	.427	1350	1879	.718	409	1193	.343	3378	41.2	1583	19.3	609	392	1106	1761	7453	90.9
2003-04	2654	6348	.418	1237	1650	.750	461	1294	.356	3249	39.6	1574	19.2	604	401	1090	1748	7060	85.4
2004-05	2952	6656	.444	1626	2101	.774	648	1681	.385	3288	40.1	1670	20.4	621	317	1087	1875	8178	99.7
2005-06	3013	6639	.454	1653	2089	.791	608	1620	.375	3155	38.5	1593	19.4	529	272	1071	1965	8287	101.1
2006-07	3032	6547	.463	1562	1982	.788	531	1464	.363	3235	39.5	1822	22.2	581	321	1104	1672	8157	99.5
2007-08	3148	6726	.468	1347	1658	.812	572	1459	.392	3286	40.1	1953	23.8	570	336	959	1586	8215	100.2
2008-09	3054	6673	.458	1534	1861	.824	479	1289	.372	3315	40.4	1835	22.4	523	390	1058	1593	8121	99.0
2009-10	3199	6631	.482	1618	2118	.764	518	1397	.371	3313	40.4	1804	22.0	469	384	1100	1819	8534	104.1
2010-11	3144	6755	.465	1491	1976	.755	345	1091	.316	3306	40.3	1795	21.9	581	350	1206	1807	8124	99.1
TOTALS:	46,596	104,203	.447	23,100	30,434	.759	7,413	20,472	.362	52,337	43.7	27,782	23.2	9,715	6,674	18,171	28,201	123,705	96.6

OPPONENT YEAR-BY-YEAR CUMULATIVE STATS

YEAR	FGM	FGA	FGP	FTM	FTA	FTP	3PM	3PA	3PP	REB	RPG	AST	APG	STL	BLK	TO	PF	PTS	PPG
1995-96	3146	6624	.475	1799	2416	.745	519	1416	.367	3372	41.1	1990	24.3	766	482	1326	1739	8610	105.0
1996-97	2971	6390	.465	1646	2274	.724	497	1427	.348	3385	41.3	1967	24.0	675	442	1338	1799	8085	98.6
1997-98	3271	6826	.479	1603	2289	.700	396	1034	.383	3776	46.0	2219	27.1	737	514	1730	1748	8541	104.2
1998-99	1694	3855	.439	996	1368	.728	255	686	.372	2007	40.1	1095	21.9	446	258	773	1088	4639	92.8
1999-00	3002	6615	.454	1631	2136	.764	346	1021	.339	3513	42.8	1790	21.8	557	442	1250	1874	7981	97.3
2000-01	3009	6725	.447	1425	1890	.754	379	1045	.363	3437	41.9	1696	20.7	561	439	1095	1792	7822	95.4
2001-02	2820	6390	.441	1513	2011	.752	377	1089	.346	3432	41.9	1629	19.9	628	383	1191	1613	7530	91.8
2002-03	3037	6592	.461	1490	1964	.759	370	986	.375	3577	43.6	1729	21.1	604	403	1037	1701	7934	96.8
2003-04	2722	6365	.428	1536	2055	.747	273	889	.307	3696	45.1	1518	18.5	590	333	1179	1619	7253	88.5
2004-05	3133	6708	.467	1610	2165	.744	435	1222	.356	3711	45.3	1814	22.1	507	360	1188	1795	8311	101.4
2005-06	3164	6448	.491	1696	2267	.748	508	1363	.373	3374	41.1	1938	23.6	518	359	1165	1834	8532	104.0
2006-07	3051	6593	.463	1441	1911	.754	533	1491	.357	3489	42.5	1742	21.2	489	317	1241	1786	8076	98.5
2007-08	3007	6569	.458	1344	1732	.776	619	1683	.368	3413	41.6	1797	21.9	470	333	1149	1508	7977	97.3
2008-09	3172	6827	.465	1379	1759	.784	629	1716	.367	3434	41.9	1887	23.0	521	386	1093	1645	8352	101.9
2009-10	3194	6824	.468	1683	2146	.784	609	1665	.366	3386	41.3	1889	23.0	580	360	1040	1730	8680	105.9
2010-11	3213	6668	.482	1672	2175	.769	541	1438	.376	3369	41.1	1854	22.6	625	456	1141	1620	8639	105.4
TOTALS:	47,606	103,019	.462	24,464	32,558	.751	7,286	20,171	.361	54,371	45.4	28,554	23.8	9,274	6,267	18,576	26,891	126,962	99.2

RAPTORS YEAR-BY-YEAR RANKINGS

	PTS	FG%	FT%	3FG%	REB	AST	STL	TO	BLK
1995-96	21	14	23	20	19	9	3t	29	6
1996-97	18	27	22	14	12	19t	6	25	3
1997-98	17	24	24	17	20	19	5	25	1
1998-99	18	25	6	14	6	16	11	21	2
1999-00	17	25	10	11	11	6	11	3	3
2000-01	5	19	17	6	6	3	21	1	3
2001-02	25	23	23	17	17	17	8	13	12
2002-03	27	25	28	19	21	26	21	11	19
2003-04	29	28	19	8	28	27	20	8	14
2004-05	7	19	10	2	27	23	15	3	25
2005-06	4	15	2	7	29	21	26t	2	28
2006-07	11	11	5	9	27	10	19	2	25
2007-08	13	7	2	2	28	5	19	2	25
2008-09	16	13	1	12	21	5	27	10	16
2009-10	5	5	13	6	23t	10	30	7t	21
2010-11	17	8	22	30	21	14	21t	24	26

OPPONENTS YEAR-BY-YEAR RANKINGS

	PTS	FG%	FT%	3FG%	REB	AST	STL	TO	BLK
1995-96	27	23	19	15	15	24	28	12	23
1996-97	20	21	3	8	17	24	15t	6	22
1997-98	29	29	1	28	28	29	23	5	26
1998-99	17	15	14	29	7	22	25	15	19
1999-00	13	17	25	7	14	10	1	15	19
2000-01	12	20	20	23	11	8	1	23	16
2001-02	4	11	17	8	10	5	15	8	9
2002-03	19	29	13	28	23	10	6	25	12
2003-04	6	6	12	2	29	2	5	19	3
2004-05	25	29	4	12	28	23	1	17t	6
2005-06	29	30	22	26	18	28	2	17	10
2006-07	16	21	18	17	24	17	1	15	5
2007-08	10	15	30	21	13t	16	1t	12t	5
2008-09	20	21	26	16	22	27	5	21t	12
2009-10	27	19	30	26	14	24	16	29	8
2010-11	26	29	20	28	15	24	25	18	23

YEAR-BY-YEAR TEAM RECORDS

SEASON RECORD

SEASON	HOME	ROAD	OT	ATTENDANCE	AVERAGE	
1995-96	21-61 (.256)	15-26	6-35	2-4	950,330	23,179
1996-97	30-52 (.366)	18-23	12-29	1-3	748,927	18,267
1997-98	16-66 (.195)	9-32	7-34	5-2	675,225	16,469
1998-99	23-27 (.460)	14-11	9-16	1-2	439,190	17,568
1999-00	45-37 (.549)	26-15	19-22	0-3	756,496	18,451
2000-01	47-35 (.573)	27-14	20-21	4-4	793,256	19,348
2001-02	42-40 (.512)	24-17	18-23	3-0	810,135	19,759
2002-03	24-58 (.293)	15-26	9-32	2-3	777,507	18,964
2003-04	33-49 (.402)	18-23	15-26	6-5	750,608	18,308
2004-05	33-49 (.402)	22-19	11-30	1-4	703,388	17,156
2005-06	27-55 (.329)	15-26	12-29	1-9	699,332	17,056
2006-07	47-35 (.573)	30-11	17-24	3-0	748,603	18,259
2007-08	41-41 (.500)	25-16	16-25	1-4	796,835	19,435
2008-09	33-49 (.402)	18-23	15-26	2-3	769,707	18,773
2009-10	40-42 (.488)	25-16	15-26	2-2	733,784	17,897
2010-11	22-60 (.268)	16-25	6-35	0-2	699,208	16,566
Overall	524-756	317-323	207-433	34-50	11,832,531	18,488
Win %	.409	.495	.323	.405		

RECORD BY MONTH

	OCT/NOV	DEC	JAN	FEB	MAR	APR
1995-96	5-10	4-11	3-10	2-10	4-12	3-8
1996-97	4-10	6-9	5-9	5-9	6-10	4-5
1997-98	1-15	3-11	6-8	3-9	2-13	1-10
1998-99	—	—	—	4-8	11-6	*8-13
1999-00	9-6	8-6	7-7	6-6	10-7	5-5
2000-01	8-7	7-8	9-7	7-5	9-5	7-3
2001-02	10-6	6-8	11-5	2-11	6-8	7-2
2002-03	5-10	3-13	4-11	5-4	6-11	1-9
2003-04	8-8	8-6	5-9	4-11	5-10	3-5
2004-05	7-9	3-12	8-6	6-5	5-10	4-7
2005-06	1-15	7-7	7-8	5-6	6-10	1-9
2006-07	5-10	8-8	10-5	9-3	8-6	7-3
2007-08	9-7	8-8	8-5	7-5	6-11	3-5
2008-09	8-8	4-12	7-9	4-8	5-8	5-4
2009-10	7-11	9-6	10-5	5-5	6-10	3-5
2010-11	6-11	5-10	2-15	3-8	4-10	2-6
Overall	93-143	89-135	102-119	77-113	99-147	64-99
Win %	.394	.397	.462	.405	.402	.393

* - includes three regular season games played in May

RECORD BY DAY OF THE WEEK

	SUN	MON	TUE	WED	THU	FRI	SAT
1995-96	6-6	1-6	6-12	1-8	0-11	4-11	3-7
1996-97	4-6	1-6	8-8	6-5	5-8	3-8	3-11
1997-98	2-10	1-7	2-11	3-9	3-7	2-14	3-8
1998-99	5-2	2-3	3-7	3-3	2-5	6-4	2-3
1999-00	10-7	2-1	10-8	5-9	4-3	10-8	4-1
2000-01	8-4	1-1	11-10	6-9	4-3	11-5	6-3
2001-02	9-11	1-2	2-11	9-7	4-4	14-3	3-2
2002-03	7-12	1-7	5-4	5-16	0-1	5-15	1-3
2003-04	9-10	1-2	8-5	8-12	2-1	4-16	1-3
2004-05	11-7	2-4	4-7	10-12	—	5-15	1-4
2005-06	6-8	2-6	3-9	5-18	—	9-10	2-4
2006-07	8-5	4-4	2-6	17-6	—	14-8	2-5
2007-08	6-9	6-2	2-6	15-7	—	11-11	1-6
2008-09	9-10	2-7	3-5	9-11	—	8-13	2-3
2009-10	8-11	2-3	3-7	12-11	1-0	10-7	4-3
2010-11	6-6	0-9	2-6	5-18	—	8-13	1-8
Overall	114-124	29-70	74-122	119-161	25-44	124-161	39-74
Win %	.479	.293	.378	.425	.362	.435	.345

RECORD BY CONFERENCE

	EASTERN	WESTERN
1995-96	14-40	7-21
1996-97	16-38	14-14
1997-98	7-47	9-19
1998-99	19-26	4-1
1999-00	29-25	16-12
2000-01	36-18	11-17
2001-02	29-25	13-15
2002-03	18-36	6-22
2003-04	22-32	11-17
2004-05	20-32	13-17
2005-06	20-32	7-23
2006-07	33-19	14-16
2007-08	29-23	12-18
2008-09	22-30	11-19
2009-10	29-23	11-19
2010-11	14-38	8-22
Overall	357-484	167-272
Win %	.424	.380



RAPTOR FACT: Doug Christie is the Raptors' all-time career leader with 664 steals. He also set the team's single-game record with nine steals February 25, 1997 during an overtime game at Denver.

YEAR-BY-YEAR TEAM RECORDS

RECORD BY DIVISION

	ATLANTIC	CENTRAL	MIDWEST	PACIFIC	NORTHWEST	SOUTHEAST	SOUTHWEST
1995-96	9-17	5-23	3-11	4-10	---	---	---
1996-97	10-16	6-22	8-6	6-8	---	---	---
1997-98	5-21	2-26	5-9	4-10	---	---	---
1998-99	10-12	9-14	3-1	1-0	---	---	---
1999-00	13-13	16-12	6-8	10-4	---	---	---
2000-01	19-8	17-10	6-8	5-9	---	---	---
2001-02	12-14	17-11	7-7	6-8	---	---	---
2002-03	8-18	10-18	3-11	3-11	---	---	---
2003-04	11-15	11-17	5-9	6-8	---	---	---
2004-05	7-9	5-13	---	4-6	5-5	8-10	4-6
2005-06	6-10	4-14	---	1-9	4-6	10-8	2-8
2006-07	11-5	9-9	---	5-5	5-5	13-5	4-6
2007-08	10-6	9-9	---	2-8	4-6	10-8	6-4
2008-09	6-10	7-11	---	5-5	3-7	9-9	3-7
2009-10	11-5	10-8	---	4-6	2-8	8-10	5-5
2010-11	5-11	5-13	---	2-8	3-7	4-14	3-7
Overall	153-190	142-230	46-70	68-115	26-44	62-64	27-43
Win %	.446	.382	.397	.372	.371	.492	.386

RAPTORS RECORD PRE AND POST ALL-STAR GAME

DATE	RECORD PRE ALL-STAR GAME	RECORD POST ALL-STAR GAME	OVERALL
1995-96	13-34 (.277)	8-27 (.229)	21-61 (.256)
1996-97	17-28 (.378)	13-24 (.351)	30-52 (.366)
1997-98	11-36 (.234)	5-30 (.143)	16-66 (.195)
1998-99	No All-Star Game Played	No All-Star Game Played	23-27 (.460)
1999-00	26-21 (.553)	19-16 (.543)	45-37 (.549)
2000-01	26-23 (.531)	21-12 (.636)	47-35 (.573)
2001-02	29-21 (.580)	13-19 (.406)	42-40 (.512)
2002-03	14-34 (.292)	10-24 (.294)	24-58 (.293)
2003-04	25-26 (.490)	8-23 (.258)	33-49 (.402)
2004-05	21-32 (.396)	12-17 (.414)	33-49 (.402)
2005-06	20-33 (.377)	7-22 (.241)	27-55 (.329)
2006-07	29-24 (.547)	18-11 (.621)	47-35 (.573)
2007-08	28-23 (.549)	13-18 (.419)	41-41 (.500)
2008-09	21-34 (.382)	12-15 (.444)	33-49 (.402)
2009-10	29-23 (.558)	11-19 (.367)	40-42 (.488)
2010-11	15-41 (.268)	7-19 (.269)	22-60 (.268)

RAPTORS RECORD AFTER 41 GAMES

DATE	FIRST 41 GAMES	SECOND 41 GAMES	OVERALL
1995-96	12-29 (.293)	9-32 (.220)	21-61 (.256)
1996-97	14-27 (.341)	16-25 (.390)	30-52 (.366)
1997-98	8-33 (.195)	8-33 (.195)	16-66 (.195)
1998-99	12-13 (.480)	11-14 (.440)	23-27 (.460)
1999-00	22-19 (.537)	23-18 (.561)	45-37 (.549)
2000-01	22-19 (.537)	25-16 (.610)	47-35 (.573)
2001-02	24-17 (.585)	18-23 (.439)	42-40 (.512)
2002-03	10-31 (.244)	14-27 (.341)	24-58 (.293)
2003-04	20-21 (.488)	13-28 (.317)	33-49 (.402)
2004-05	17-24 (.415)	16-25 (.390)	33-49 (.402)
2005-06	14-27 (.341)	13-28 (.317)	27-55 (.329)
2006-07	19-22 (.463)	28-13 (.683)	47-35 (.573)
2007-08	22-19 (.536)	19-22 (.463)	41-41 (.500)
2008-09	16-25 (.390)	17-24 (.415)	33-49 (.402)
2009-10	21-20 (.512)	19-22 (.463)	40-42 (.488)
2010-11	13-28 (.317)	9-32 (.220)	22-60 (.268)

ATTENDANCE SUMMARIES

REGULAR SEASON SUMMARY

SEASON	GAMES	HOME			ROAD		ROAD		
		ATTENDANCE	AVERAGE	RANK	ATTENDANCE	AVERAGE	RANK	SELL-OUTS	
1995-96	41	950,330	23,179	3rd	16	676,865	16,509	24th	17
1996-97	41	748,927	18,267	8th	5	678,977	16,560	20th	17
1997-98	41	675,225	16,469	17th	3	679,413	16,571	20th	9
1998-99 (Total)	25	439,190	17,568	10th	4	394,983	15,799	23rd	6
1998-99 (Skydome)	3	43,757	14,586	---	0	---	---	---	---
1998-99 (ACC)	22	395,433	17,974	---	4	---	---	---	---
1999-00	41	756,496	18,451	9th	19	727,508	17,744	5th	15
2000-01	41	793,256	19,348	6th	27	722,061	17,611	6th	17
2001-02	41	810,135	19,759	4th	40	705,215	17,200	8th	12
2002-03	41	777,507	18,964	10th	15	676,884	16,509	15th	10
2003-04	41	750,608	18,308	8th	6	675,717	16,480	22nd	8
2004-05	41	703,388	17,156	16th	10	683,787	16,677	26th	11
2005-06	41	699,332	17,056	17th	5	680,432	16,595	30th	7
2006-07	41	748,603	18,259	13th	19	711,230	17,347	24th	11
2007-08	41	796,835	19,435	9th	32	682,791	16,653	29th	17
2008-09	41	769,707	18,773	10th	13	688,203	16,785	28th	14
2009-10	41	733,784	17,897	14th	7	675,133	16,467	26th	14
2010-11	41	679,208	16,566	19th	6	691,090	16,856	23rd	21
TOTALS	640	11,832,531	18,488	---	227	10,750,289	16,797	---	206

Regular Season Combined (Home and Away) Total: 22,582,820

Combined Sellouts: 433

Home Games: 514 - Air Canada Centre; 117 - SkyDome; 6 - Maple Leaf Gardens; 3 - Copps Coliseum (Hamilton)

PRESEASON SUMMARY

SEASON	GAMES	HOME			ROAD		
		ATTENDANCE	AVERAGE	GAMES	ATTENDANCE	AVERAGE	
1995-96	7	90,097	12,871	1	11,203	11,203	
1996-97	6	76,793	12,789	2	27,852	13,926	
1997-98	5	62,720	12,544	3	24,018	8,006	
1998-99	1	25,001	25,001	1	18,624	18,624	
1999-00	4	48,457	12,114	4	44,151	11,038	
2000-01	5	67,366	13,473	3	27,241	9,080	
2001-02	5	75,718	15,144	2	23,826	11,913	
2002-03	4	64,734	16,184	4	44,462	11,116	
2003-04	4	60,717	15,179	3	21,239	7,080	
2004-05	4	49,053	12,263	4	50,041	12,510	
2005-06	5	67,706	13,541	3	37,696	12,565	
2006-07	4	55,423	13,856	4	51,078	12,770	
2007-08	4	57,012	14,253	3	29,636	9,879	
2008-09	5	75,451	15,090	3	46,391	15,464	
2009-10	4	49,578	12,395	4	56,912	18,971	
2010-11	5	73,538	14,708	3	56,912	18,971	
TOTALS	72	999,364	13,880	47	546,088	11,619	

** Includes neutral site games as home or visiting team.

PLAYOFF SUMMARY

SEASON	GAMES	HOME			ROAD			
		ATTENDANCE	AVERAGE	SELL-OUTS	ATTENDANCE	AVERAGE	SELL-OUTS	
1999-00	1	19,996	19,996	1	2	39,526	19,763	2
2000-01	5	101,785	20,357	5	7	142,838	20,405	7
2001-02	2	40,250	20,125	2	3	66,228	22,076	3
2006-07	3	61,080	20,360	3	3	54,421	18,140	1
2007-08	2	40,476	20,238	2	3	52,557	17,519	3
TOTALS	13	263,587	20,276	13	18	355,570	19,754	16

AIR CANADA CENTRE ATTENDANCE SUMMARY

REGULAR SEASON

SEASON	GAMES	ATTENDANCE	AVERAGE	RANK	SELL-OUTS
1998-99	22	395,433	17,974	---	4
1999-00	41	756,496	18,451	9th	19
2000-01	41	793,256	19,348	6th	27
2001-02	41	810,135	19,759	4th	40
2002-03	41	777,507	18,964	10th	15
2003-04	41	750,608	18,308	8th	6
2004-05	41	703,388	17,156	16th	10
2005-06	41	699,332	17,057	16th	5
2006-07	41	748,603	18,259	13th	19
2007-08	41	796,835	19,435	9th	32
2008-09	41	769,707	18,773	10th	13
2009-10	41	733,784	17,897	14th	7
2010-11	41	679,208	16,566	19th	6
TOTALS	514	9,414,292	18,316	---	203

PLAYOFFS

SEASON	GAMES	ATTENDANCE	AVERAGE	SELL OUTS
1999-00	1	19,996	19,996	1
2000-01	5	101,785	20,357	5
2001-02	2	40,250	20,125	2
2006-07	3	61,080	20,360	3
2007-08	2	40,476	20,238	2
TOTALS	13	263,587	20,276	13

PRESEASON

SEASON	GAMES	ATTENDANCE	AVERAGE	SELL OUTS
1999-00	4	48,457	12,114	0
2000-01	5	67,366	13,473	0
2001-02	5	75,718	15,144	1
2002-03	4	64,734	16,184	0
2003-04	4	60,717	15,179	0
2004-05	4	49,053	12,263	0
2005-06	5	67,706	13,541	0
2006-07	4	55,423	13,856	0
2007-08	4	57,012	14,253	0
2008-09	5	75,451	15,090	0
2009-10	4	49,578	12,395	0
2010-11	5	73,538	14,708	0

ALL GAMES

	GAMES	ATTENDANCE	AVERAGE	SELL OUTS
Regular Season	514	9,414,292	18,316	203
Playoffs	13	263,587	20,276	13
Preseason	49	679,422	13,866	1
TOTALS	576	10,357,301	17,981	217

ATTENDANCE HIGHS-LOWS

HOME ATTENDANCE HIGHS

HOME GAMES (OVERALL)

TOTAL	LOCATION	DATE	OPPONENT
1. 36,131	SkyDome	March 24, 1996	vs. Chicago
2. 36,118	SkyDome	January 18, 1996	vs. Chicago
3. 36,046	SkyDome	March 31, 1996	vs. L.A. Lakers
4. 35,681	SkyDome	March 29, 1996	vs. Orlando
5. 34,104	SkyDome	March 27, 1997	vs. Chicago
6. 33,385	SkyDome	December 8, 1997	vs. Chicago
7. 33,306	SkyDome	November 3, 1995	vs. New Jersey
8. 33,216	SkyDome	March 22, 1998	vs. Chicago
9. 30,172	SkyDome	February 19, 1998	vs. Chicago
10. 28,457	SkyDome	November 1, 1996	vs. New York

HOME PLAYOFF GAMES

TOTAL	DATE	OPPONENT	ROUND	GAME
1. 20,511	May 1, 2007	vs. New Jersey	First	5
2. 20,499	May 18, 2001	vs. Philadelphia	Second	6
3. 20,436	May 11, 2001	vs. Philadelphia	Second	3
4. 20,416	April 26, 2008	vs. Orlando	First	4
5. 20,351	May 13, 2001	vs. Philadelphia	Second	4

ROAD ATTENDANCE HIGHS

ROAD GAMES (OVERALL)

TOTAL	DATE	OPPONENT
1. 24,042	November 2, 1996	at Charlotte
2. 24,042	March 15, 1996	at Charlotte
3. 23,913	January 25, 1997	at Chicago
4. 23,896	April 14, 1997	at Chicago
5. 23,881	February 10, 1998	at Chicago

ROAD PRESEASON GAMES

TOTAL	DATE	OPPONENT
1. 20,165	October 12, 2010	at Chicago
2. 19,709	October 27, 2006	at Chicago
3. 18,847	October 7, 2008	at Cleveland
4. 18,624	October 10, 2010	at Boston
5. 18,624	January 29, 1999	at Boston

ATTENDANCE LOWS

HOME GAMES

TOTAL	DATE	OPPONENT
1. 13,640	February 1, 2006	vs. Washington
2. 13,863	November 7, 2004	vs. Portland
3. 13,997	January 22, 2007	vs. Charlotte
4. 14,085	January 4, 2006	vs. Orlando
5. 14,088	April 12, 1998	vs. New Jersey

HOME GAMES (AT AIR CANADA CENTRE)

TOTAL	DATE	OPPONENT
1. 20,171	March 5, 2003	vs. Houston
2. 20,165	October 30, 2002	vs. Washington
3. 20,156	February 16, 2011	vs. Miami
4. 20,152	October 28, 2009	vs. Cleveland
5. 20,120	March 23, 2007	vs. Denver
6. 20,116	February 1, 2004	vs. L.A. Lakers
7. 20,111	January 24, 2010	vs. L.A. Lakers
8. 20,108	April 13, 2011	vs. Miami
9. 20,107	February 26, 2010	vs. Cleveland
10. 20,104	April 13, 2001	vs. Miami

HOME PRESEASON GAMES

TOTAL	DATE	OPPONENT
1. 25,001	January 26, 1999	vs. Boston*
2. 19,800	October 25, 2001	vs. Washington
3. 17,749	October 10, 2003	vs. Panathinaikos (Greece)
4. 17,532	October 29, 1995	vs. Cleveland
5. 16,821	October 23, 1995	vs. Washington

* - game played at SkyDome

ROAD PLAYOFF GAMES

TOTAL	DATE	OPPONENT	ROUND	GAME
1. 22,076	May 2, 2002	at Detroit	First	5
2. 22,076	April 24, 2002	at Detroit	First	2
3. 22,076	April 21, 2002	at Detroit	First	1
4. 20,939	May 16, 2001	at Philadelphia	Second	5
5. 20,892	May 6, 2001	at Philadelphia	Second	1

NEUTRAL SITE PRESEASON GAMES

TOTAL	DATE	OPPONENT
1. 22,114	October 22, 2010	vs. New York at Montreal, QC
2. 18,123	October 6, 2010	vs. Phoenix at Vancouver, BC
3. 17,544	October 21, 2008	vs. Denver at Edmonton, AB
4. 15,104	October 27, 1996	vs. Vancouver at Calgary, AB
5. 14,783	October 12, 2000	vs. Vancouver at Ottawa, ON

ROAD GAMES

TOTAL	DATE	OPPONENT
1. 5,848	February 3, 1996	at L.A. Clippers
2. 6,152	March 13, 1998	at L.A. Clippers
3. 6,374	November 18, 2002	at Atlanta
4. 7,194	January 4, 1996	at Atlanta
5. 7,411	March 27, 1996	at Philadelphia







OPPONENTS

2011



2012

RAPTORS





David Stern

NATIONAL BASKETBALL ASSOCIATION

NBA Commissioner: David Stern
NBA Deputy Commissioner and Chief Operating Officer: Adam Silver
President, League and Basketball Operations: Joel Litvin
President, NBA International: Heidi Ueberroth
Executive Vice-President, Basketball Operations: Stu Jackson
President, WNBA: Laurel Richie
President, NBA Development League: Dan Reed
Senior Vice President, Basketball Communications: Tim Frank

2011-12 NBA OFFICE DIRECTORY

New York

Olympic Tower
645 Fifth Avenue
New York, NY 10022
Telephone: (212) 407-8000
Fax: (212) 832-3861

New Jersey

100 Plaza Drive
Secaucus, NJ 07094
Telephone: (201) 865-1500
Fax: (201) 974-5973

NBA Store

590 Fifth Avenue
New York, NY 10103
Telephone: (212) 515-6221

NBA CITY

6068 Universal Boulevard
Orlando, FL 32819
Telephone: (407) 363-5919
Fax: (407) 370-3178

INTERNATIONAL OFFICES

Canada

40 Bay Street, Suite 400
Toronto, Ontario
Canada M5J 2X2
Telephone: 416-364-2030
Fax: 416-364-0205

Mexico

Jose Maria Castorena 324
Suite #206-207
Col. Cuajimalpa, Mexico, D.F. C.P. 05000
Telephone: 011-5255-813-6699/7000
Fax: 011-5255-812-7464

EUROPE

Headquarters - NBA EMEA
125 Kensington High Street
London, W8 5SF, UK
TEL: 011-44-20-7795-8921
FAX: 011-44-20-7795-8901

Italy

Via Dogana 3
20123, Milano, Italy
TEL: 011-39-02-8648-9361
FAX: 011-39-02-809-250

Russia

10 Presnenskaya nab
123317 Moscow
Tel: 011-74-95-9677-942

Spain

pq. Empresarial 'La Finca'
Edif. 15A, 28223
Pozuelo de Alarcon
Madrid, Spain
TEL: 011-34-91297-9700
FAX: 011-34-91799-5999

Turkey

Astoria Is Merkezi
Buyukdere Cad. No:127 A Kule K:9
Esentepe 34394, Istanbul, Turkey
TEL: +90 212 340 7600
FAX: +90 212 340 7601

ASIA/PACIFIC

Hong Kong

3101, The Lee Gardens
33 Hysan Avenue
Causeway Bay, Hong Kong
Telephone: 011 852-2843-9600
Fax: 011 852-2536-4808

Taiwan

Suite 1303, No. 88, Section 2,
Chung Hsiao East Road
Taipei, Taiwan ROC
Telephone: 886-2-2358-1900
Fax: 886-2-2358-1098

Korea

41F Gangnam Finance Center
737 Yeoksam-dong, Gangnam-gu
Seoul Korea 135-984
Telephone: 822 2008 4617
Fax: 822 2008 4618

China-Beijing

19th Floor, Office Tower 2,
China Central Place,
No. 79 Jianguo Road,
Chaoyang District,
Beijing 100025, China
Telephone: (86)10-5200-8200
Fax: (86)10-5200-8202

China-Shanghai

Unit 2703-08, 27/F,
Tower, 2, Plaza 66
1366 Nanjing West Road
Shanghai 200040, China
Telephone: (86)21-6137-2200
Fax: (86)-21-6288-9920

2011-12 NATIONAL BASKETBALL ASSOCIATION KEY DATES

DECEMBER 22	NBA Preseason ends
DECEMBER 24	Rosters set for NBA Opening Day (6 p.m. ET)
DECEMBER 25	Start of the 2011-12 NBA Season
DECEMBER 25-JANUARY 6	Kia Motors NBA Tip-Off '11
FEBRUARY 6	10-day contracts may now be signed
FEBRUARY 10	All contracts are guaranteed for the remainder of the season
FEBRUARY 24-26	2012 NBA All-Star Game (Orlando)
April 11-14	Portsmouth Invitational Tournament (Portsmouth, VA)
APRIL 26	Regular Season ends
APRIL 27	Rosters set for 2012 NBA Playoffs, 3 p.m. ET
APRIL 28	2012 NBA Playoffs begin
APRIL 29	NBA Early Entry Eligibility Deadline (11:59 p.m. ET)
MAY 14-15	Conference Semifinals begin (possible move up to May 12 or 13)
MAY 28-29	Conference Finals begin (possible move up to May 26 or 27)
MAY 30	2012 NBA Draft Lottery
JUNE 12	2012 NBA Finals begin (possible move up to June 10)
JUNE 18	NBA Draft Early Entry Entrant Withdrawal Deadline (5:00 p.m. ET)
JUNE 26	Last Possible Date for The Finals
JUNE 28	2012 NBA Draft
JULY 1-10	2012 Moratorium Period
JULY 11	NBA Teams May Begin Signing Free Agents
JULY 27 - AUGUST 12	2012 Summer Olympics (London, England)



ATLANTA HAWKS



Centennial Tower
101 Marietta St. NW
Suite 1900
Atlanta, GA 30303
(404) 878-3800
www.hawks.com

TEAM DIRECTORY

Executive VP/General Manager Rick Sund
Head Coach Larry Drew
Assistant Coaches Lester Conner, Bob Bender, Kenny Gattison, Tyrone Hill
Athletic Trainer Wally Blase
PR staff Arthur Triche, Jon Steinberg, Jason Roose
Television Bob Rathbun, Dominique Wilkins, Jerome Jurenovich
Radio Steve Holman
Arena Philips Arena (18,729), opened 1999



HEAD COACH
Larry Drew

FRANCHISE BACKGROUND

History	Tri-Cities Blackhawks, 1949-51; Milwaukee Hawks, 1951-55; St. Louis Hawks, 1955-68; Atlanta Hawks, 1968-present	NBA Titles	1 (1958)
Colours	Red, White and Blue	Conference Titles	4
		Division Titles	10
		2010-2011 Record	44-38 (.537), 3rd in Southeast
		2011 NBA Playoffs	Defeated Orlando 4-2; Lost to Chicago 4-2

TORONTO RAPTORS VS. ATLANTA HAWKS

OVERALL: 26-34 HOME: 14-16 ROAD: 12-18

SEASON	DATE	W/L	SCORE	SITE	SEASON	DATE	W/L	SCORE	SITE
2010-11 (0-3)	February 2	L	100-87	Atlanta	2002-03 (3-1)	March 19	W	87-86	Toronto
	January 12	L	104-101	Toronto		March 8	W	107-98	Atlanta
	November 28	L	96-78	Toronto		February 12	W	97-96	Toronto
2009-10 (1-3)	April 9	L	107-101	Atlanta	November 18	L	117-92	Atlanta	
	March 17	W	106-105	Toronto	2001-02 (4-0)	April 12	W	112-73	Toronto
	December 11	L	111-89	Toronto	March 28	W	85-83	Atlanta	
	December 2	L	146-115	Atlanta	January 11	W	94-91 (OT)	Toronto	
2008-09 (1-3)	April 7	L	118-110	Toronto	December 1	W	104-103	Atlanta	
	January 19	L	87-84	Atlanta	2000-01 (2-2)	March 23	W	112-86	Toronto
	November 28	W	93-88	Toronto	February 28	W	95-88	Atlanta	
	November 7	L	110-92	Atlanta	January 31	L	102-97	Atlanta	
2007-08 (2-1)	April 2	L	127-120 (OT)	Atlanta	December 22	L	78-72	Toronto	
	January 18	W	89-78	Toronto	1999-00 (2-2)	April 7	W	104-84	Atlanta
	December 11	W	100-88	Atlanta	February 8	W	109-88	Toronto	
2006-07 (2-2)	February 2	W	103-91	Atlanta	January 7	L	105-97	Atlanta	
	January 5	W	105-92	Toronto	November 30	L	107-89	Toronto	
	November 24	L	97-93	Atlanta	1998-99 (1-2)	April 20	L	103-81	Toronto
2005-06 (3-1)	November 10	L	111-102	Toronto	March 13	L	86-75	Atlanta	
	March 1	L	113-111 (OT)	Toronto	March 4	W	86-77	Atlanta	
	January 3	W	108-97	Atlanta	1997-98 (0-4)	April 1	L	105-91	Atlanta
	December 28	W	108-102	Toronto	March 17	L	117-105	Toronto	
2004-05 (2-1)	December 2	W	102-101	Atlanta	November 26	L	109-104 (2OT)	Toronto	
	April 8	W	109-101 (OT)	Toronto	November 1	L	90-85	Atlanta	
	March 26	W	109-104	Atlanta	1996-97 (0-4)	March 23	L	90-79	Toronto
2003-04 (3-1)	March 11	L	116-112 (OT)	Toronto	December 7	L	101-75	Atlanta	
	March 14	W	101-84	Toronto	February 12	L	106-84	Atlanta	
	January 17	L	75-70	Atlanta	November 23	L	91-88	Toronto	
	December 5	W	92-87	Toronto	1995-96 (0-4)	March 26	L	114-111	Toronto
November 26	W	99-97 (OT)	Atlanta	January 11	L	87-79	Toronto		
				January 4	L	104-101 (OT)	Atlanta		
				November 25	L	114-102	Atlanta		



2010-11 TORONTO VS. ATLANTA

	G-GS	MIN	FG-FGA	PCT	3FG-FGA	PCT	FT-FTA	PCT	OFF	DEF	TOT	AST	PF-DQ	STL	TO	BLK	PTS	AVG
Bargnani	3-3	104	22-51	.431	1-9	.111	7-8	.875	4	11	15	1	4-0	1	10	3	52	17.3
Barbosa	2-0	59	15-26	.577	1-6	.167	3-3	1.000	1	3	4	5	3-0	4	1	1	34	17.0
DeRozan	3-3	107	16-34	.471	0-0	---	6-7	.857	2	13	15	4	9-0	1	10	1	38	12.7
A. Johnson	3-2	98	14-20	.700	0-0	---	5-5	1.000	7	20	27	5	11-0	3	5	5	33	11.0
Weems	2-2	62	9-24	.375	0-1	.000	2-3	.667	1	8	9	7	4-0	0	2	0	20	10.0
Calderon	3-3	101	8-30	.267	3-7	.429	6-6	1.000	2	7	9	24	4-0	4	4	0	25	8.3
Kleiza	2-1	47	6-13	.462	1-4	.250	2-2	1.000	1	7	8	0	4-0	2	1	0	15	7.5
Bayless (TOT)	3-0	50	6-16	.375	0-2	.000	8-10	.800	0	9	9	10	3-0	0	3	0	20	6.7
Bayless (TOR)	3-0	50	6-16	.375	0-2	.000	8-10	.800	0	9	9	10	3-0	0	3	0	20	6.7
Davis	2-0	36	4-7	.571	0-0	---	3-6	.500	0	4	4	2	5-0	1	0	0	11	5.5
Dorsey	2-1	24	4-6	.667	0-0	---	1-2	.500	3	5	8	2	4-0	0	1	0	9	4.5
Ajinca (TOT)	1-0	4	2-3	.667	0-0	---	0-0	---	0	0	0	0	0-0	0	0	0	4	4.0
Ajinca (TOR)	1-0	4	2-3	.667	0-0	---	0-0	---	0	0	0	0	0-0	0	0	0	4	4.0
T. Johnson	1-0	8	1-2	.500	0-0	---	1-2	.500	0	0	0	0	1-0	0	0	0	3	3.0
Wright	2-0	19	1-2	.500	0-0	---	0-0	---	2	0	2	2	0-0	1	0	1	2	1.0
Gaines (TOT)	1-0	9	0-3	.000	0-0	---	0-0	---	0	1	1	0	1-0	0	1	0	0	0.0
RAPTORS	3	720	114-234	.462	6-29	.207	44-54	.815	23	87	110	62	52-0	17	37	11	266	88.7
HAWKS	3	720	114-235	.485	27-72	.375	45-60	.750	23	101	124	73	47-0	17	39	12	300	100.0

2010-11 ATLANTA VS. TORONTO

	G-GS	MIN	FG-FGA	PCT	3FG-FGA	PCT	FT-FTA	PCT	OFF	DEF	TOT	AST	PF-DQ	STL	TO	BLK	PTS	AVG
Johnson	3-3	102	31-53	.585	7-18	.389	10-14	.714	0	5	5	15	4-0	1	8	0	79	26.3
Ja. Crawford	3-0	87	18-38	.474	7-17	.412	10-11	.909	0	3	3	7	5-0	0	1	1	53	17.7
Williams	1-1	37	6-11	.545	2-3	.667	3-4	.750	3	9	12	1	2-0	1	0	1	17	17.0
Smith	3-3	118	16-39	.410	0-7	.000	7-10	.700	5	28	33	18	6-0	7	5	5	39	13.0
Horford	3-3	100	10-33	.545	0-0	---	2-2	1.000	8	27	35	11	10-0	2	3	4	38	12.7
Evans	3-2	70	10-17	.588	4-8	.500	0-0	---	2	7	9	3	4-0	2	2	1	24	8.0
Bibby	3-3	88	7-25	.280	7-17	.412	2-2	1.000	0	7	7	11	2-0	1	6	0	23	7.7
Powell	2-0	17	4-8	.500	0-0	---	1-2	.500	0	1	1	0	0-0	0	1	0	9	4.5
Pachulia	3-0	44	2-3	.667	0-0	---	4-7	.571	4	10	14	2	6-0	0	1	0	8	2.7
Teague	3-0	27	2-4	.500	0-0	---	4-4	1.000	1	3	4	3	5-0	2	6	0	8	2.7
Wilkins	2-0	27	0-2	.000	0-1	.000	2-4	.500	0	0	0	1	3-0	1	3	0	2	1.0
Jo. Crawford	1-0	4	0-2	.000	0-1	.000	0-0	---	0	1	1	1	0-0	0	1	0	0	0.0
HAWKS	3	720	114-235	.485	27-72	.375	45-60	.750	23	101	124	73	47-0	17	39	12	300	100.0
RAPTORS	3	720	114-234	.462	6-29	.207	44-54	.815	23	87	110	62	52-0	17	37	11	266	88.7

CAREER STATISTICS VS. ATLANTA

	G-GS	MIN	FG-FGA	PCT	3FG-FGA	PCT	FT-FTA	PCT	OFF	DEF	TOT	AST	PF-DQ	STL	TO	BLK	PTS	AVG	HI
Barbosa	14-2	356	72-145	.497	23-55	.418	17-24	.708	4	20	24	35	27-0	20	17	2	184	13.1	26
Bargnani	18-12	494	90-203	.443	16-51	.314	29-38	.763	16	54	70	8	44-0	3	25	10	225	12.5	26
DeRozan	7-6	215	31-69	.449	0-0	---	24-33	.727	6	18	24	6	20-0	3	11	1	86	12.3	21
Calderon	20-13	542	69-156	.442	15-42	.357	27-31	.871	4	46	50	144	29-0	20	20	2	180	9.0	16
J. Johnson	3-1	48	7-13	.538	2-2	1.000	10-10	1.000	0	5	5	2	7-0	2	0	5	26	8.7	17
Kleiza	9-2	212	29-63	.460	6-19	.316	9-11	.818	13	26	39	7	23-0	8	12	2	73	8.1	23
A. Johnson	12-4	237	38-54	.704	0-0	---	12-17	.706	26	43	69	12	36-0	5	10	14	88	7.3	20
Butler	22-5	409	61-149	.409	20-53	.377	17-21	.810	6	35	41	18	28-0	5	15	9	159	7.2	21
Magloire	31-17	652	74-162	.457	0-1	.000	58-88	.659	61	135	196	21	81-0	16	37	35	206	6.6	17
Davis	2-0	36	4-7	.571	0-0	---	3-6	.500	0	4	4	2	5-0	1	0	0	11	5.5	8
Gray	6-1	85	15-22	.682	0-0	---	2-10	.200	13	15	28	8	20-0	0	1	3	32	5.3	9
Carter	22-5	405	39-112	.348	3-14	.214	13-22	.591	11	32	43	88	35-0	23	34	1	94	4.3	11
Bayless	6-0	64	6-16	.375	0-2	.000	9-14	.643	0	9	9	12	4-0	1	4	0	21	3.5	8
Forbes	1-0	5	0-0	---	0-0	---	0-0	---	0	1	1	0	0-0	0	1	0	0	0.0	0

SERIES FACTS

Current Streak.....	Lost 4
Current Home Streak.....	Lost 2
Current Road Streak.....	Lost 6
Last Home Win.....	March 17, 2010 (106-105)
Last Home Loss.....	January 12, 2011 (104-101)
Last Road Win.....	December 11, 2007 (100-88)
Last Road Loss.....	February 2, 2011 (100-87)
Largest Margin of Victory.....	26, March 23, 2001
Largest Margin of Defeat.....	39, April 12, 2002

2011-12 SCHEDULE

DATE	SITE	TIME (ET)
Monday, January 16	Atlanta	4:00 p.m.
Tuesday, January 31	Toronto	7:00 p.m.
Sunday, April 15	Atlanta	6:00 p.m.
Monday, April 16	Toronto	7:00 p.m.

BOSTON CELTICS



226 Causeway Street, Fourth Floor
Boston, MA 02114
(617) 854-8000
www.celtics.com

TEAM DIRECTORY

President of Basketball Operations Danny Ainge
Head Coach Glenn "Doc" Rivers
Assistant Coaches Armond Hill, Kevin Eastman, Mike Longabardi,
Jamie Young
Athletic Trainer Ed Lacerte
PR Staff Jeff Twiss, Heather Walker, Brian Olive
Television Mike Gorman, Tom Heinsohn, Greg Dickerson
Radio Sean Grande, Cedric Maxwell
Arena TD Garden (18,624); opened 1995



HEAD COACH
Glenn "Doc" Rivers

FRANCHISE BACKGROUND

History Founded 1946
Colours Green, Gold, Beige, Brown and Black

NBA Titles 17 (1957, '59, '60, '61, '62, '63, '64, '65, '66, '68, '69, '74, '76, '81, '84, '86, '08)
Conference Titles 21
Division Titles 29
2010-11 Record 56-26 (.683), 1st in Atlantic
2011 NBA Playoffs Defeated New York 4-0; Lost to Miami 4-1

TORONTO RAPTORS VS. BOSTON CELTICS

OVERALL: 21-40 HOME: 13-18 ROAD: 8-22

SEASON	DATE	W/L	SCORE	SITE
2010-11 (1-3)	January 7	L	122-102	Boston
	January 2	L	93-79	Toronto
	November 26	L	110-101	Boston
	November 21	W	102-101	Toronto
2009-10 (0-4)	April 7	L	115-104	Toronto
	January 10	L	114-107	Toronto
	January 2	L	103-96	Boston
	November 27	L	116-103	Boston
2008-09 (0-4)	January 12	L	115-109 (OT)	Boston
	January 11	L	94-88	Toronto
	November 23	L	118-103	Toronto
	November 10	L	94-87	Boston
2007-08 (1-3)	January 23	W	114-112	Boston
	December 16	L	90-77	Toronto
	December 7	L	112-94	Boston
	November 4	L	98-95 (OT)	Toronto
2006-07 (3-1)	March 26	L	95-87	Boston
	January 26	W	96-90	Toronto
	January 12	W	95-86	Boston
	December 1	W	106-102	Toronto
2005-06 (1-3)	April 4	L	124-120	Toronto
	March 22	L	110-96	Boston
	March 5	W	111-105	Toronto
	Nov. 18	L	100-93	Boston
2004-05 (1-3)	April 17	L	103-98	Toronto
	March 16	L	110-09	Boston
	January 12	W	104-93	Toronto
	December 3	L	91-89	Boston
2003-04 (1-3)	February 29	L	91-82	Toronto
	February 27	L	88-75	Boston
	December 12	L	114-111	Boston
	December 3	W	105-95	Toronto

SEASON	DATE	W/L	SCORE	SITE
2002-03 (2-1)	March 2	W	104-92	Toronto
	February 28	L	90-85	Boston
	November 29	W	98-95	Boston
2001-02 (2-2)	January 31	W	97-92	Toronto
	January 21	L	106-97	Boston
	December 2	L	85-69	Toronto
	November 23	W	91-89	Boston
2000-01 (3-1)	February 5	W	110-98	Toronto
	January 12	W	93-72	Boston
	November 7	W	105-75	Toronto
	November 3	L	93-91	Boston
1999-00 (2-2)	March 3	W	114-104	Toronto
	March 1	W	96-94	Boston
	January 19	L	94-90	Boston
	November 2	L	103-90	Toronto
1998-99 (2-1)	April 8	L	101-89	Toronto
	March 7	W	105-92	Toronto
	February 5	W	103-92	Boston
1997-98 (0-3)	December 17	L	88-83	Toronto
	November 18	L	122-109	Toronto
	November 14	L	103-99	Boston
1996-97 (1-3)	April 20	W	125-94	Toronto
	March 3	L	107-103	Toronto
	February 3	L	114-102	Toronto
	December 11	L	115-113 (3OT)	Boston
1995-96 (1-3)	April 12	L	136-108	Boston
	January 21	W	97-95	Toronto
	December 15	L	122-103	Boston
	December 12	L	116-96	Toronto



2010-11 TORONTO VS. BOSTON

	G-GS	MIN	FG-FGA	PCT	3FG-FGA	PCT	FT-FTA	PCT	OFF	DEF	TOT	AST	PF-DQ	STL	TO	BLK	PTS	AVG
Bargnani	3-3	113	20-48	.417	7-9	.222	15-22	.682	3	12	15	5	10-0	3	9	3	57	19.0
DeRozan	4-4	132	23-51	.451	0-1	.000	15-19	.789	5	7	12	10	10-0	4	8	2	61	15.3
Stojakovic (TOT)	1-0	16	5-7	.714	3-4	.750	0-0	---	0	2	2	1	0-0	0	2	0	13	13.0
Stojakovic (TOR)	1-0	16	5-7	.714	3-4	.750	0-0	---	0	2	2	1	0-0	0	2	0	13	13.0
Barbosa	4-0	108	17-39	.436	5-17	.294	10-13	.769	1	5	6	14	7-0	6	9	0	49	12.3
Johnson	4-2	105	18-33	.545	0-0	---	12-13	.923	13	19	32	5	17-0	3	3	2	48	12.0
Kleiza	4-2	120	18-42	.429	4-15	.267	4-11	.364	5	20	25	3	14-0	1	4	1	44	11.0
Calderon	4-4	134	16-39	.410	4-9	.444	4-7	.571	3	5	8	36	11-0	6	8	0	40	10.0
Dorsey	2-1	46	6-12	.500	0-0	---	5-10	.500	10	9	19	3	5-0	2	0	0	17	8.5
Evans	2-2	52	5-8	.625	0-0	---	6-10	.600	6	16	22	2	6-0	2	1	16	8.0	
Weems	2-2	54	8-29	.276	0-4	.000	0-0	---	3	4	7	2	3-0	1	2	0	16	8.0
Bayless (TOT)	1-0	15	1-4	.250	0-1	.000	5-5	1.000	1	3	4	4	2-0	0	3	0	7	7.0
Bayless (TOR)	1-0	15	1-4	.250	0-1	.000	5-5	1.000	1	3	4	4	2-0	0	3	0	7	7.0
Davis	2-0	45	7-11	.636	0-0	---	0-3	.000	5	6	11	1	5-0	1	1	2	14	7.0
Wright	2-0	20	1-4	.250	0-0	---	0-0	---	2	0	2	1	1-0	2	0	1	2	1.0
Dupree	1-0	0	0-0	---	0-0	---	0-0	---	0	0	0	0	0-0	0	0	0	0	0.0
RAPTORS	4	960	145-327	.443	18-60	.300	76-113	.673	57	108	165	87	91-0	26	55	12	384	96.0
CELTICS	4	960	159-297	.535	26-59	.441	82-115	.713	30	121	151	111	82-1	25	57	20	426	106.5

2010-11 BOSTON VS. TORONTO

	G-GS	MIN	FG-FGA	PCT	3FG-FGA	PCT	FT-FTA	PCT	OFF	DEF	TOT	AST	PF-DQ	STL	TO	BLK	PTS	AVG
Pierce	4-4	139	26-47	.553	6-14	.429	29-38	.763	1	18	19	17	13-0	3	3	5	87	21.8
R. Allen	4-4	148	28-52	.538	11-20	.550	9-11	.818	4	17	21	17	6-0	4	6	1	76	19.0
Garnett	2-2	71	16-30	.533	0-0	---	6-6	1.000	3	16	19	3	7-0	4	3	1	38	19.0
Davis	4-2	129	21-44	.477	0-0	---	17-21	.810	3	18	21	15	13-0	3	4	1	59	14.8
S. O'Neal	4-4	87	16-25	.640	0-0	---	11-21	.524	8	18	26	4	13-1	1	5	8	43	10.8
Robinson	4-1	82	16-30	.533	6-16	.375	5-6	.833	2	6	8	9	5-0	1	6	0	43	10.8
Harangody	2-0	36	9-12	.750	1-1	1.000	0-1	.000	4	8	12	3	5-0	0	1	3	19	9.5
Rondo	3-3	96	7-16	.438	1-5	.200	2-4	.500	2	7	9	29	5-0	6	19	0	17	5.7
J. O'Neal	2-0	32	5-10	.500	0-0	---	0-0	---	2	6	8	3	3-0	0	0	1	10	5.0
D. West	1-0	18	2-2	1.000	0-0	---	1-2	.500	0	0	0	1	2-0	1	0	0	5	5.0
Erden	3-0	28	5-6	.833	0-0	---	0-0	---	1	2	3	3	6-0	0	2	0	10	3.3
Daniels	4-0	61	5-14	.357	0-1	.000	1-3	.333	0	3	3	5	1-0	2	2	0	11	2.8
Wafer	3-0	30	3-7	.429	1-2	.500	1-2	.500	0	2	2	2	3-0	0	0	0	8	2.7
Bradley	1-0	3	0-2	.000	0-0	---	0-0	---	0	0	0	0	0-0	0	2	0	0	0.0
CELTICS	4	960	159-297	.535	26-59	.441	82-115	.713	30	121	151	111	82-1	25	57	20	426	106.5
RAPTORS	4	960	145-327	.443	18-60	.300	76-113	.673	57	108	165	87	91-0	26	55	12	384	96.0

CAREER STATISTICS VS. BOSTON

	G-GS	MIN	FG-FGA	PCT	3FG-FGA	PCT	FT-FTA	PCT	OFF	DEF	TOT	AST	PF-DQ	STL	TO	BLK	PTS	AVG	HI
Bargnani	17-12	527	85-220	.386	25-72	.347	43-55	.782	14	71	85	31	55-0	7	31	20	238	14.0	29
DeRozan	8-7	211	38-76	.500	1-2	.500	17-23	.739	8	11	19	11	22-0	8	11	2	94	11.8	27
Barbosa	16-2	363	63-138	.457	17-53	.321	27-36	.750	6	19	25	41	27-0	19	36	1	170	10.6	26
Calderon	20-12	536	60-140	.429	14-39	.359	36-43	.837	11	30	41	119	33-0	17	35	1	170	8.5	24
Bayless	5-1	82	10-23	.435	0-1	.000	22-24	.917	2	9	11	12	10-0	2	13	0	42	8.4	14
Kleiza	11-3	236	33-70	.471	11-29	.379	9-21	.429	11	29	40	11	22-0	2	10	2	86	7.8	18
Magloire	27-12	575	65-151	.430	0-0	---	69-102	.676	60	117	177	18	64-0	8	53	28	199	7.4	23
A. Johnson	13-4	248	38-71	.535	0-2	.000	19-22	.864	30	37	67	8	42-0	9	11	16	95	7.3	20
Davis	2-0	45	7-11	.636	0-0	---	0-3	.000	5	6	11	1	5-0	1	2	1	14	7.0	8
Butler	17-6	332	42-109	.385	20-48	.417	7-17	.412	3	33	36	19	30-0	4	10	12	111	6.5	18
Gray	8-1	104	14-33	.424	0-0	---	6-8	.750	14	20	34	8	21-1	4	12	6	34	4.3	14
Carter	20-5	359	31-87	.356	2-12	.167	16-22	.727	6	31	37	77	31-0	15	34	4	80	4.0	14
Ajijca	2-0	14	2-4	.500	0-0	---	2-2	1.000	0	0	0	0	5-0	0	1	1	6	3.0	4
J. Johnson	5-0	42	2-14	.143	0-1	.000	2-2	1.000	6	4	10	3	7-0	0	4	6	12	4	4
Forbes	1-1	20	1-3	.333	0-1	.000	3-6	.500	0	0	0	1	0-0	2	2	1	5	5.0	5

SERIES FACTS

Current Streak.....	Lost 3
Current Home Streak.....	Lost 1
Current Road Streak.....	Lost 6
Last Home Win.....	November 21, 2010 (102-101)
Last Home Loss.....	January 2, 2011 (93-79)
Last Road Win.....	January 23, 2008 (114-112)
Last Road Loss.....	January 7, 2011 (122-102)
Largest Margin of Victory.....	31, April 20, 1997
Largest Margin of Defeat.....	28, 2X - Last: December 7, 2007

2011-12 SCHEDULE

DATE	SITE	TIME (ET)
Wednesday, January 18	Boston	7:30 p.m.
Wednesday, February 1	Boston	7:30 p.m.
Friday, February 10	Toronto	7:00 p.m.
Friday, April 13	Toronto	7:00 p.m.

CHARLOTTE BOBCCATS



333 E. Trade Street
Charlotte, NC 28202
(704) 688-8600
(704) 688-7600

www.BobcatsBasketball.com

TEAM DIRECTORY

President of Basketball Operations Rod Higgins
General Manager Rich Cho
Head Coach Paul Silas
Assistant Coaches Ralph Lewis, Stephen Silas, Rob Werdann
Athletic Trainer Steve Stricker
PR Staff B.J. Evans, Josh Rosen
Television Steve Martin, Dell Curry, Stephanie Ready
Radio Scott Lauer
Arena Time Warner Cable Arena (19,077); opened 2005



HEAD COACH
Paul Silas

FRANCHISE BACKGROUND

History Founded in 2004
Colours Orange, Blue, Black and Silver

NBA Titles 0
Conference Titles 0
Division Titles 0
2010-11 Record 34-48 (.415), 4th in Southeast
2011 NBA Playoffs Did not qualify

TORONTO RAPTORS VS. CHARLOTTE BOBCCATS

OVERALL: 14-11 HOME: 7-5 ROAD: 7-6

SEASON	DATE	W/L	SCORE	SITE	SEASON	DATE	W/L	SCORE	SITE
2010-11 (0-4)	March 13	L	95-90	Toronto	2006-07 (3-0)	April 1	W	107-94	Toronto
	February 22	L	114-101	Charlotte		February 24	W	93-76	Charlotte
	December 14	L	97-91	Charlotte		January 22	W	105-84	Toronto
	November 10	L	101-96	Toronto	2005-06	April 9	L	94-88	Toronto
2009-10 (2-1)	March 29	W	103-101	Charlotte	(3-1)	February 10	W	88-73	Charlotte
	December 30	W	107-103	Toronto		January 11	W	95-86	Toronto
	November 25	L	116-81	Charlotte		December 10	W	111-103	Charlotte
2008-09 (2-2)	March 20	L	102-89	Toronto	2004-05 (2-1)	April 1	W	119-107	Charlotte
	March 16	L	112-86	Charlotte		January 28	L	101-94	Charlotte
	November 26	W	93-86	Toronto		January 23	W	103-92	Toronto
	November 9	W	89-79	Charlotte					
2007-08 (2-2)	April 4	L	105-100	Toronto					
	March 31	W	104-100	Charlotte					
	March 2	L	110-98	Charlotte					
	December 3	W	98-79	Toronto					



2010-11 TORONTO VS. CHARLOTTE

PLAYER	G-GS	MIN	FG-FGA	PCT	3FG-FGA	PCT	FT-FTA	PCT	OFF	DEF	TOT	AST	PF-DQ	STL	TO	BLK	PTS	AVG
Bargnani	4-4	138	26-61	.426	4-14	.286	16-22	.727	9	20	29	6	8-0	3	13	2	72	18.0
Weems	4-2	128	23-44	.523	2-7	.286	4-5	.800	5	7	12	6	11-0	5	7	0	52	13.0
Bayless (TOT)	3-1	77	9-24	.375	3-7	.429	16-20	.800	3	7	10	24	9-0	2	9	0	37	12.3
Bayless (TOR)	3-1	77	9-24	.375	3-7	.429	16-20	.800	3	7	10	24	9-0	2	9	0	37	12.3
Jack	1-1	25	4-8	.500	0-0	---	4-4	1.000	0	3	3	5	2-0	0	6	0	12	12.0
A. Johnson	3-2	86	12-21	.571	0-0	---	10-15	.667	16	11	27	2	14-0	4	5	34	11.3	
DeRozan	4-4	120	20-45	.444	0-5	.000	3-9	.333	3	9	12	5	12-3	2	7	0	43	10.8
Barbosa	3-0	63	12-35	.343	5-16	.313	2-3	.667	0	2	2	4	6-0	2	4	1	31	10.3
Ajinca (TOT)	1-0	14	4-6	.667	1-2	.500	1-2	.500	0	2	2	0	4-0	0	1	0	10	10.0
Ajinca (TOR)	1-0	14	4-6	.667	1-2	.500	1-2	.500	0	2	2	0	4-0	0	1	0	10	10.0
Calderon	3-2	80	9-24	.375	1-5	.200	4-4	1.000	1	4	5	27	8-0	1	6	0	23	7.7
Davis	3-1	77	10-20	.500	0-0	---	2-6	.333	7	12	19	2	13-0	3	3	22	7.3	
Kleiza	2-1	36	5-16	.313	1-5	.200	2-3	.667	1	3	4	1	6-0	0	2	2	13	6.5
Wright	3-0	27	6-9	.667	0-0	---	2-2	1.000	2	2	4	3	2-0	1	2	1	14	4.7
Evans	2-1	59	3-8	.375	0-1	.000	2-4	.500	10	17	27	2	7-0	4	2	0	8	4.0
J. Johnson (TOT)	2-1	26	2-7	.286	0-0	---	3-4	.750	1	4	5	1	1-0	0	3	1	7	3.5
J. Johnson (TOR)	1-1	26	2-6	.333	0-0	---	3-4	.750	1	4	5	1	1-0	0	3	1	7	7.0
Dorsey	3-0	6	0-0	---	0-0	---	0-0	---	0	0	0	0	1-0	1	0	0	0	0.0
RAPTORS	4	960	145-327	.443	17-62	.274	71-103	.689	58	103	161	88	104-0	27	72	15	378	94.5
BOBCATS	4	960	146-293	.498	16-46	.348	99-128	.773	38	115	153	90	85-1	40	59	36	407	101.8

2010-11 CHARLOTTE VS. TORONTO

PLAYER	G-GS	MIN	FG-FGA	PCT	3FG-FGA	PCT	FT-FTA	PCT	OFF	DEF	TOT	AST	PF-DQ	STL	TO	BLK	PTS	AVG	
Augustin	4-4	138	24-50	.480	8-19	.474	17-18	.944	3	5	8	25	6-0	6	3	1	71	18.5	
Wallace	3-3	123	14-27	.519	0-3	.000	27-35	.771	2	22	24	10	7-0	4	5	9	55	18.3	
Jackson	4-4	129	19-46	.413	5-15	.333	12-16	.750	3	12	15	17	12-1	4	12	2	55	13.8	
Drew	4-4	149	22-37	.595	2-9	.222	4-5	.800	2	13	15	23	13-0	11	17	4	50	12.5	
Henderson	4-1	89	15-30	.500	0-0	---	13-18	.722	4	11	15	2	4-0	5	5	1	43	10.8	
Mohammed	3-2	61	15-29	.517	0-0	---	2-7	.286	7	20	27	2	6-0	0	4	2	32	10.7	
Thomas	3-0	65	12-25	.480	0-0	---	8-11	.727	4	11	15	3	12-0	2	3	10	32	10.7	
K. Brown	3-2	58	9-17	.529	0-0	---	6-7	.857	8	7	15	0	9-0	1	2	3	24	8.0	
Cunningham (TOT)	3-1	68	9-15	.600	0-0	---	2-2	1.000	3	8	11	2	9-0	5	2	1	20	8.0	
Cunningham (CHA)	1-0	19	4-6	.667	0-0	---	0-0	---	0	3	3	0	1-0	3	2	1	8	8.0	
Livingston	4-0	54	5-12	.417	0-0	---	8-8	1.000	0	8	8	4	2-0	3	2	1	18	4.5	
Przybylla (TOT)	1-0	14	1-1	1.000	0-0	---	1-2	.500	0	2	2	0	1-0	0	1	1	3	3.0	
Carroll	3-0	16	3-5	.600	0-0	---	1-1	1.000	0	1	1	2	1-0	0	0	0	7	2.3	
McGuire	2-0	16	2-3	.667	0-0	---	0-0	---	1	1	2	1	3-0	0	0	1	4	2.0	
Peterson (TOT)	1-0	9	1-3	.333	0-0	---	0-0	---	0	3	3	1	1-0	0	0	0	2	2.0	
Temple (TOT)	2-0	9	1-2	.500	0-0	---	0-0	---	0	0	0	0	0-0	0	0	0	1	2	1.0
White (TOT)	2-0	17	1-4	.250	0-0	---	0-0	---	1	3	4	0	4-0	0	1	2	2	1.0	
White (CHA)	1-0	12	1-3	.333	0-0	---	0-0	---	1	1	2	0	2-0	0	1	0	2	2.0	
D. Brown	3-0	15	1-2	.500	0-0	---	0-0	---	2	0	2	0	3-0	0	1	0	2	0.7	
Najera	2-0	12	0-1	.000	0-0	---	1-2	.500	1	0	1	1	3-0	1	0	0	1	0.5	
Diop	1-0	4	0-0	---	0-0	---	0-0	---	0	0	0	0	1-0	0	0	0	1	0.0	
Marks (TOT)	1-0	8	0-0	---	0-0	---	0-0	---	0	0	0	0	3-0	0	0	0	0	0.0	
BOBCATS	4	960	146-293	.498	16-46	.348	99-128	.773	38	115	153	90	85-1	40	59	36	407	101.8	
RAPTORS	4	960	145-327	.443	17-62	.274	71-103	.689	58	103	161	88	104-0	27	72	15	378	94.5	

CAREER STATISTICS VS. CHARLOTTE

PLAYER	G-GS	MIN	FG-FGA	PCT	3FG-FGA	PCT	FT-FTA	PCT	OFF	DEF	TOT	AST	PF-DQ	STL	TO	BLK	PTS	AVG	HI
Bargnani	16-11	488	86-194	.443	22-61	.361	44-56	.786	19	78	97	16	42-0	9	32	16	238	14.9	28
Barbosa	13-2	343	68-151	.450	25-60	.417	19-23	.826	6	19	25	32	28-0	13	23	5	180	13.8	32
Bayless	6-2	154	24-51	.471	5-10	.500	24-29	.828	3	16	19	27	15-0	4	15	1	77	12.8	17
DeRozan	7-6	184	31-69	.449	0-5	.000	11-19	.579	6	15	21	8	26-0	4	8	1	73	10.4	14
Butler	14-3	297	47-115	.409	19-46	.413	19-27	.704	6	28	34	11	19-0	10	10	13	132	9.4	25
Kleiza	9-2	180	27-60	.450	8-25	.320	18-26	.692	9	24	33	6	20-0	4	5	5	80	8.9	23
Calderon	20-12	557	67-143	.469	7-28	.250	25-27	.926	7	32	39	128	39-0	11	44	5	166	8.3	19
Davis	3-1	77	10-20	.500	0-0	---	2-6	.333	7	12	19	2	13-0	3	3	22	7.3	8	
A. Johnson	10-3	196	29-47	.617	0-0	---	13-21	.619	33	20	53	7	38-0	8	10	12	71	7.1	16
Carter	7-2	156	16-36	.444	4-11	.364	4-5	.800	3	11	14	34	19-0	10	13	3	40	5.7	10
Magloire	12-4	217	26-49	.531	0-0	---	13-36	.361	20	53	73	10	29-1	3	19	10	65	5.4	16
J. Johnson	5-1	48	3-12	.250	1-2	.500	3-4	.750	1	5	6	4	9-0	1	5	4	10	2.0	7
Gray	8-1	52	6-12	.500	0-0	---	2-4	.500	8	13	21	4	10-0	1	4	4	14	1.8	4
Forbes	2-0	22	3-7	.429	1-3	.333	0-0	---	0	3	3	3	3-0	0	2	0	7	3.5	4

SERIES FACTS

Current Streak.....	Lost 4
Current Home Streak.....	Lost 2
Current Road Streak.....	Lost 2
Last Home Win.....	December 30, 2009 (107-103)
Last Home Loss.....	March 13, 2011 (95-90)
Last Road Win.....	March 29, 2010 (103-101)
Last Road Loss.....	February 22, 2011 (114-101)
Largest Margin of Victory.....	21, January 22, 2007
Largest Margin of Defeat.....	34, November 25, 2009

2011-12 SCHEDULE

DATE	SITE	TIME (ET)
Friday, February 17	Toronto	7:00 p.m.
Saturday, March 17	Charlotte	7:00 p.m.
Tuesday, April 3	Toronto	7:00 p.m.

CHICAGO BULLS



United Center
1901 West Madison Street
Chicago, IL 60612
(312) 455-4000
www.bulls.com

TEAM DIRECTORY

Executive Vice-President, Basketball Operations John Paxson
General Manager Gar Forman
Head Coach Tom Thibodeau
Assistant Coaches Ron Adams, Andy Greer, Rick Brunson, Ed Pinckney
Athletic Trainer Fred Tedeschi
PR Staff Tim Hallam, Sebrina Brewster, Matt Yob,
Shaun Hickombottom
Television Neil Funk, Stacey King
Radio Chuck Swirsky, Bill Wennington, Steve Kashul
Arena United Center (20,917); opened 1994



HEAD COACH
Tom Thibodeau

FRANCHISE BACKGROUND

History
Colours

Founded in 1966
Red and Black

NBA Titles 6 (1991, '92, '93, '96, '97, '98)
Conference Titles 6
Division Titles 8
2010-11 Record 62-20 (.756), 1st in Central
2011 NBA Playoffs Defeated Indiana 4-1; Defeated Atlanta 4-2;
Lost to Miami 4-1

TORONTO RAPTORS VS. CHICAGO BULLS

OVERALL: 28-32 HOME: 16-15 ROAD: 12-17

SEASON	DATE	W/L	SCORE	SITE
2010-11 (1-3)	April 2	L	113-106	Chicago
	February 23	W	118-113	Toronto
	January 4	L	111-91	Chicago
	December 15	L	110-93	Toronto
2009-10 (2-1)	April 11	L	104-88	Toronto
	December 5	W	110-78	Chicago
	November 11	W	98-89	Toronto
2008-09 (3-1)	April 15	W	109-98	Chicago
	March 29	W	134-129 OT	Toronto
	January 23	W	114-94	Chicago
	January 14	L	108-98	Toronto
2007-08 (2-1)	April 16	L	107-97	Chicago
	November 25	W	93-78	Toronto
	November 10	W	101-71	Chicago
2006-07 (2-2)	April 8	W	103-89	Toronto
	February 13	W	112-111	Chicago
	December 29	L	107-97	Toronto
	December 8	L	93-90	Chicago
2005-06 (0-4)	April 19	L	127-106	Chicago
	January 25	L	104-88	Toronto
	January 9	L	113-104	Chicago
	December 14	L	106-94	Toronto
2004-05 (0-4)	April 9	L	110-97	Toronto
	March 23	L	94-85	Toronto
	February 16	L	121-115	Toronto
2003-04 (0-4)	April 11	L	114-108 (OT)	Toronto
	March 19	L	96-91	Toronto
	February 17	L	75-73	Chicago
	January 25	L	96-89	Chicago

SEASON	DATE	W/L	SCORE	SITE
2002-03 (2-2)	February 26	L	103-95	Chicago
	December 18	L	96-83	Chicago
	December 6	W	103-89	Toronto
	November 4	W	109-105 (OT)	Toronto
2001-02 (4-0)	April 5	W	98-96	Chicago
	April 3	W	117-104	Toronto
	January 9	W	85-73	Chicago
	December 20	W	96-91	Toronto
2000-01 (4-0)	April 8	W	100-88	Toronto
	January 27	W	90-80	Chicago
	November 26	W	101-89	Toronto
	November 11	W	98-75	Chicago
1999-00 (4-0)	April 16	W	85-94	Toronto
	April 8	W	98-79	Chicago
	February 29	W	87-80	Toronto
	January 29	W	106-89	Chicago
1998-99 (2-1)	March 28	W	91-78	Toronto
	March 23	W	113-90	Chicago
	February 28	L	90-88 (OT)	Toronto
1997-98 (0-4)	March 22	L	102-100	Toronto
	February 19	L	123-86	Toronto
	February 10	L	93-86	Chicago
	December 13	L	97-70	Chicago
1996-97 (1-3)	April 14	L	117-100	Chicago
	March 27	L	96-83	Toronto
	January 25	L	110-98	Chicago
	December 8	W	97-89	Toronto
1995-96 (1-3)	March 24	W	108-108	Toronto
	January 18	L	92-89	Toronto
	December 22	L	113-104	Chicago
	November 7	L	117-108	Chicago



2010-11 TORONTO VS. CHICAGO

PLAYER	G-GS	MIN	FG-FGA	PCT	3FG-FGA	PCT	FT-FTA	PCT	OFF	DEF	TOT	AST	PF-DQ	STL	TO	BLK	PTS	AVG
Bargnani	2-2	74	14-36	.389	5-15	.333	30-33	.909	4	4	8	37	5-0	4	13	3	93	23.3
DeRozan	4-4	139	29-64	.453	0-0	---	22-23	.957	5	6	11	9	9-0	4	6	3	80	20.0
Barbosa	4-0	108	27-51	.529	5-8	.625	8-9	.889	0	8	8	10	9-0	3	3	1	67	16.8
Bayless (TOT)	4-3	710	22-40	.550	3-10	.300	10-12	.833	3	7	10	21	5-0	1	6	0	57	14.3
Bayless (TOR)	4-3	710	22-40	.550	3-10	.300	10-12	.833	3	7	10	21	5-0	1	6	0	57	14.3
Davis	4-2	102	17-24	.708	0-0	---	6-8	.750	10	18	28	3	17-0	3	5	7	40	10.0
A. Johnson	4-4	716	28-29	.621	0-0	---	4-4	1.000	6	11	17	5	16-0	2	6	9	40	10.0
J. Johnson (TOT)	2-2	49	4-11	.364	1-2	.500	7-8	.875	3	7	10	6	6-0	0	2	3	16	8.0
J. Johnson (TOR)	2-2	49	4-11	.364	1-2	.500	7-8	.875	3	7	10	6	6-0	0	2	3	16	8.0
Weems	3-1	60	7-20	.350	0-3	.000	5-6	.833	0	2	2	6	1-0	1	5	0	19	6.3
Calderon	1-1	40	3-5	.600	0-1	.000	0-0	---	0	1	1	17	3-0	3	4	0	6	6.0
Dorsey	2-0	38	5-8	.625	0-0	---	2-2	1.000	5	11	16	2	5-0	0	1	2	12	6.0
Kleiza	2-1	46	6-19	.316	0-6	.000	0-0	---	1	6	7	1	4-0	1	1	0	12	6.0
Ajinea (TOT)	2-0	11	2-3	.667	0-0	---	0-0	---	0	2	2	0	2-0	0	1	1	4	2.0
Ajinea (TOR)	2-0	11	2-3	.667	0-0	---	0-0	---	0	2	2	0	2-0	0	1	1	4	2.0
Dupree	1-0	11	1-4	.250	0-1	.000	0-0	---	0	3	3	1	2-0	0	0	0	2	2.0
Wright	3-0	34	2-5	.400	1-1	1.000	1-2	.500	1	1	2	3	4-0	1	3	0	6	2.0
Alabi	1-0	3	0-0	---	0-0	---	0-0	---	0	0	0	0	1-0	0	0	0	0	0.0
Evans	1-0	19	0-0	---	0-0	---	0-0	---	0	3	3	1	2-0	0	2	0	0	0.0
RAPTOR																		
BULLS	4	960	157-319	.492	11-39	.282	83-93	.892	35	99	134	90	89-0	20	52	28	408	102.0
BULLS	4	960	166-336	.494	23-59	.390	92-117	.786	58	112	170	94	74-0	30	53	21	447	111.8

2010-11 CHICAGO VS. TORONTO

PLAYER	G-GS	MIN	FG-FGA	PCT	3FG-FGA	PCT	FT-FTA	PCT	OFF	DEF	TOT	AST	PF-DQ	STL	TO	BLK	PTS	AVG
Rose	4-4	140	29-62	.468	5-15	.333	30-33	.909	4	4	8	37	5-0	4	13	3	93	23.3
Boozer	4-4	111	35-67	.522	0-0	---	18-23	.783	13	28	41	7	13-0	4	7	2	88	22.0
Deng	4-4	154	30-58	.517	7-18	.389	12-16	.750	2	9	11	11	4-0	4	4	0	79	19.8
Gibson	4-0	103	19-41	.463	0-1	.000	5-7	.714	16	17	33	2	13-0	1	4	4	43	10.8
Brewer	4-0	92	14-29	.483	0-1	.000	11-12	.917	7	8	15	11	4-0	8	4	0	39	9.8
Noah	2-2	51	7-13	.538	0-0	---	4-6	.667	12	15	27	1	5-0	0	5	2	18	9.0
Korver	4-0	74	10-22	.455	7-15	.467	3-5	.600	0	3	3	8	4-0	2	3	1	30	7.5
Asik	4-0	49	7-9	.778	0-0	---	5-7	.714	2	10	12	2	8-0	1	5	7	19	4.8
Bogans	4-4	62	6-12	.500	3-5	.600	1-2	.500	0	4	4	3	4-0	1	1	0	16	4.0
Watson	4-0	63	5-15	.333	1-4	.250	3-6	.500	0	6	6	10	3-0	4	4	1	14	3.5
Scalabrino	1-0	3	1-1	1.000	0-0	---	0-0	---	0	0	0	1	2-0	0	0	0	2	2.0
Thomas	3-2	56	3-7	.429	0-0	---	0-0	---	2	8	10	1	9-0	1	1	1	6	2.0
Johnson	1-0	3	0-0	---	0-0	---	0-0	---	0	0	0	0	0-0	0	0	0	0	0.0
BULLS	4	960	166-336	.494	23-59	.390	92-117	.786	58	112	170	94	74-0	30	53	21	447	111.8
RAPTOR	4	960	157-319	.492	11-39	.282	83-93	.892	35	99	134	90	89-0	20	52	28	408	102.0

CAREER STATISTICS VS. CHICAGO

PLAYER	G-GS	MIN	FG-FGA	PCT	3FG-FGA	PCT	FT-FTA	PCT	OFF	DEF	TOT	AST	PF-DQ	STL	TO	BLK	PTS	AVG	HI
Bargnani	13-9	421	81-173	.468	23-61	.377	58-64	.906	11	55	66	15	33-0	7	24	13	243	18.7	31
Barbosa	16-3	422	86-176	.489	26-52	.500	40-46	.870	5	34	39	33	40-1	13	20	7	238	14.9	32
DeRozan	7-6	196	36-94	.429	1-2	.500	27-28	.964	9	15	24	11	10-0	4	10	5	100	14.3	26
Bayless	8-3	159	32-57	.561	3-11	.273	17-21	.810	3	8	11	25	10-0	3	10	0	84	10.5	26
Davis	4-2	102	17-24	.708	0-0	---	6-8	.750	10	18	28	3	17-0	3	5	7	40	10.0	17
Calderon	18-10	490	65-127	.512	9-23	.391	29-30	.967	5	33	38	148	27-0	16	30	2	168	9.3	23
Butler	19-9	450	61-154	.396	26-69	.377	24-30	.800	7	35	42	16	26-0	7	17	7	172	9.1	33
J. Johnson	2-2	49	4-11	.364	1-2	.500	7-8	.875	3	7	10	6	6-0	0	2	3	16	8.0	9
Magloire	28-13	637	76-155	.490	0-0	---	67-101	.663	62	112	174	17	90-0	15	32	29	219	7.9	18
Kleiza	10-1	199	27-77	.351	8-30	.267	7-10	.700	12	27	39	10	22-0	3	6	2	69	6.9	16
A. Johnson	11-6	218	28-49	.571	0-0	---	8-10	.800	17	22	39	6	37-0	4	9	17	64	5.8	17
Carter	19-4	376	35-88	.398	0-5	.000	29-33	.879	6	37	43	64	41-0	26	37	4	99	5.2	20
Gray	2-1	32	1-2	.500	0-0	---	3-6	.500	1	7	8	0	3-0	1	1	1	5	2.5	5
Alabi	1-0	3	0-0	---	0-0	---	0-0	---	0	0	0	0	1-0	0	0	0	0	0.0	0
Forbes	1-0	7	0-2	.000	0-1	.000	2-2	1.000	0	0	0	1	0-0	0	0	0	2	2.0	2

SERIES FACTS

Current Streak.....	Lost 1
Current Home Streak.....	Won 1
Current Road Streak.....	Lost 2
Last Home Win.....	February 23, 2011 (118-113)
Last Home Loss.....	December 15, 2010 (110-93)
Last Road Win.....	December 5, 2009 (110-78)
Last Road Loss.....	April 2, 2011 (113-106)
Largest Margin of Victory.....	32, February 5, 2009
Largest Margin of Defeat.....	37, December 19, 1998

2011-12 SCHEDULE

DATE	SITE	TIME (ET)
Saturday, January 14	Chicago	8:00 p.m.
Wednesday, March 21	Toronto	7:00 p.m.
Saturday, March 24	Chicago	8:00 p.m.

CLEVELAND CAVALIERS



Quicken Loans Arena
One Center Court
Cleveland, OH 44115-4001
(216) 420-2000
www.clevelandcavaliers.com

TEAM DIRECTORY

General Manager..... Chris Grant
Heads Coach..... Byron Scott
Assistant Coaches..... Paul Pressey, Jamahl Mosley, Joe Prunty,
Nate Tibbetts
Athletic Trainer..... Max Benton
PR Staff..... Tad Carper, Garin Narain, Jeff Schaefer
Television..... Fred McLeod, Austin Carr
Radio..... John Michael
Arena..... Quicken Loans Arena (20,562); opened 1994



HEAD COACH
Byron Scott

FRANCHISE BACKGROUND

History Founded in 1970
Colours Wine, Gold and Navy

NBA Titles 0
Conference Titles 1
Division Titles 3
2010-11 Record 19-63 (.232), 5th in Central
2011 NBA Playoffs Did not qualify

TORONTO RAPTORS VS. CLEVELAND CAVALIERS

OVERALL: 26-35 HOME: 15-16 ROAD: 11-19

SEASON	DATE	W/L	SCORE	SITE	SEASON	DATE	W/L	SCORE	SITE
2010-11 (2-1)	April 6	L	104-96	Toronto	2002-03 (1-3)	April 16	L	96-86	Cleveland
	January 5	W	120-105	Cleveland		March 26	W	89-83	Toronto
	October 29	W	101-81	Toronto		January 3	L	81-80	Toronto
2009-10 (1-3)	April 6	L	113-101	Cleveland	December 11	L	96-83	Cleveland	
	February 26	L	126-118 (OT)	Toronto	2001-02 (3-1)	April 17	W	103-85	Toronto
	January 19	L	108-100	Cleveland		March 22	W	94-90	Cleveland
	October 28	W	101-91	Toronto		February 12	L	99-91	Cleveland
2008-09 (0-3)	February 18	L	93-76	Toronto	January 4	W	101-91	Toronto	
	February 3	L	101-83	Cleveland	2000-01 (4-0)	April 4	W	97-94	Cleveland
	December 9	L	114-94	Cleveland		February 27	W	101-89	Toronto
November 30	W	91-82	Toronto	February 13		W	120-105	Cleveland	
2007-08 (1-3)	January 6	L	93-90	Toronto	November 10	W	115-88	Toronto	
	November 30	W	91-82	Toronto	1999-00 (4-0)	April 10	W	112-103	Toronto
	November 24	L	111-108	Cleveland		March 28	W	99-96	Cleveland
March 3	L	120-97	Cleveland	December 26		W	98-95	Cleveland	
2006-07 (1-3)	February 21	L	86-85	Toronto	December 7	W	101-98	Toronto	
	December 6	L	95-91	Cleveland	1998-99 (2-2)	May 5	W	96-87	Toronto
	November 22	W	95-87	Toronto		April 30	L	91-83	Cleveland
March 8	L	98-97	Toronto	April 16		L	91-90 (OT)	Toronto	
2005-06 (0-3)	March 7	L	106-99	Cleveland	March 30	W	101-91	Cleveland	
	November 7	L	105-93	Toronto	1997-98 (1-3)	March 26	L	97-96	Toronto
	April 20	L	104-95	Toronto		March 4	L	123-88	Cleveland
March 20	W	105-85	Toronto	February 12		L	103-94	Toronto	
2004-05 (1-3)	February 8	L	104-91	Cleveland	January 10	W	102-93	Cleveland	
	December 4	L	105-97	Cleveland	1996-97 (1-3)	February 5	W	89-84	Toronto
	April 6	W	87-86	Cleveland		December 20	L	91-82	Cleveland
March 10	L	106-92	Toronto	December 3		L	93-74	Cleveland	
2003-04 (3-1)	January 7	W	75-69	Toronto	November 21	L	89-81	Toronto	
	December 9	W	100-93	Cleveland	1995-96 (1-3)	April 4	L	98-77	Toronto
	April 20	L	104-95	Toronto		March 3	W	100-89	Cleveland
March 20	W	105-85	Toronto	February 15		L	95-76	Toronto	
February 8	L	104-91	Cleveland	November 28		L	93-89	Cleveland	



2010-11 TORONTO VS. CLEVELAND

PLAYER	G-GS	MIN	FG-FGA	PCT	3FG-FGA	3PCT	FT-FTA	PCT	OFF	DEF	TOT	AST	PF-DQ	STL	TO	BLK	PTS	AVG
Bargnani	2-2	69	17-33	.515	4-8	.500	7-7	1.000	0	9	9	5	4-0	1	5	2	45	22.5
Bayless (TOT)	2-0	45	13-24	.542	3-7	.429	7-9	.778	0	3	3	4	4-0	1	0	1	36	18.0
Bayless (TOR)	1-0	30	10-18	.556	2-5	.400	6-8	.750	0	2	2	3	3-0	1	0	0	28	28.0
Barbosa	2-0	48	13-27	.481	3-12	.250	6-7	.857	0	4	4	5	5-0	4	1	2	35	17.5
DeRozan	3-3	93	19-45	.422	0-2	.000	8-8	1.000	6	7	13	2	11-0	1	7	1	46	15.3
Weems	2-0	47	11-20	.550	3-6	.500	5-6	.833	0	7	7	6	5-0	2	5	0	30	15.0
Kleiza	2-2	48	8-19	.421	4-8	.500	2-2	1.000	2	5	7	5	3-0	2	3	0	22	11.0
A. Johnson	2-1	45	10-13	.769	0-0	---	0-1	.000	2	5	7	5	8-0	2	0	1	20	10.0
Ajinca (TOT)	1-0	23	4-10	.400	1-2	.500	0-1	.000	2	5	7	0	5-0	0	1	2	9	9.0
Ajinca (TOR)	1-0	23	4-10	.400	1-2	.500	0-1	.000	2	5	7	0	5-0	0	1	2	9	9.0
Evans	2-2	60	7-11	.636	0-0	---	3-8	.375	9	18	27	0	6-0	0	2	0	17	8.5
Calderon	3-2	89	8-22	.364	3-9	.333	5-5	1.000	0	5	5	33	9-0	4	7	1	24	8.0
Andersen	1-0	14	3-4	.750	0-1	.000	0-0	---	1	4	5	0	0-0	1	2	0	6	6.0
Jack	1-1	21	1-5	.200	0-1	.000	4-5	.800	0	5	5	4	0-0	2	5	0	6	6.0
Davis	2-1	55	4-9	.444	0-0	---	2-3	.667	4	8	12	1	8-0	1	3	3	10	5.0
Wright	3-0	40	4-9	.778	0-0	---	1-1	1.000	5	4	9	6	3-0	1	1	1	15	5.0
J. Johnson (TOT)	1-1	23	1-4	.250	0-1	.000	0-2	.000	1	2	3	3	4-0	0	0	1	2	2.0
J. Johnson (TOR)	1-1	23	1-4	.250	0-1	.000	0-2	.000	1	2	3	3	4-0	0	0	1	2	2.0
Dorsey	2-0	7	1-1	1.000	0-0	---	0-2	.000	0	1	1	0	1-0	0	0	0	2	1.0
Alabi	1-0	3	0-0	---	0-0	---	0-0	---	2	0	2	1	0-0	0	0	0	0	0.0
Banks	1-0	3	0-0	---	0-0	---	0-0	---	0	1	1	1	0-0	0	0	0	0	0.0
RAPTORS	3	720	124-250	.496	20-55	.364	49-66	.742	34	92	126	80	75-0	23	43	14	317	105.7
CAVALIERS	3	720	102-230	.443	24-53	.453	62-82	.756	26	76	102	65	65-0	22	43	12	290	96.7

2010-11 CLEVELAND VS. TORONTO

PLAYER	G-GS	MIN	FG-FGA	PCT	3FG-FGA	3PCT	FT-FTA	PCT	OFF	DEF	TOT	AST	PF-DQ	STL	TO	BLK	PTS	AVG
Jamison	2-1	64	15-30	.500	8-12	.667	7-9	.778	2	4	6	3	5-0	3	3	2	45	22.5
Davis (TOT)	2-2	66	14-34	.412	3-9	.333	8-10	.800	0	3	3	19	7-0	5	6	0	39	19.5
Davis (CLE)	1-1	30	7-18	.389	3-7	.429	2-4	.500	0	2	2	12	3-0	3	1	0	19	19.0
Hickson	2-2	55	12-25	.480	0-0	---	10-14	.714	3	13	16	3	8-0	0	7	1	34	17.0
Eyenga	1-0	28	7-10	.700	1-4	.250	1-1	1.000	0	2	2	0	3-0	0	2	1	16	16.0
Sessions	3-1	69	7-21	.333	0-0	---	21-25	.840	2	5	7	12	4-0	1	8	0	35	11.7
M. Williams	1-1	35	5-11	.455	1-3	.333	0-0	---	0	3	3	9	2-0	0	6	0	11	11.0
Gibson	3-1	73	11-25	.440	3-8	.375	1-2	.500	0	4	4	10	6-0	3	0	0	26	8.7
Parker	2-2	59	6-14	.429	4-5	.800	1-1	1.000	0	5	5	5	6-0	5	2	0	17	8.5
Gee (TOT)	3-3	75	8-16	.500	1-3	.333	6-7	.857	5	10	15	3	6-0	2	4	1	23	7.7
Gee (CLE)	2-2	61	6-13	.462	1-3	.333	6-7	.857	5	6	11	2	5-0	1	3	1	19	9.5
Harangody (TOT)	3-0	53	11-19	.579	1-4	.250	0-1	.000	7	15	22	3	6-0	0	2	4	23	7.7
Harangody (CLE)	1-0	17	2-7	.286	0-3	.000	0-0	---	3	7	10	0	1-0	0	1	1	4	4.0
Hollins	3-2	71	7-11	.636	0-0	---	8-12	.667	5	7	12	3	10-0	3	1	4	22	7.3
Samuels	1-0	7	3-5	.600	0-0	---	1-1	1.000	0	0	0	0	0-0	0	0	0	7	7.0
J. Williams	1-0	20	3-10	.300	1-3	.333	0-0	---	1	0	1	1	1-0	1	3	0	7	7.0
Powe	2-0	24	5-9	.556	0-0	---	1-2	.500	2	2	4	1	4-0	0	0	0	11	5.5
Varejao	1-1	35	1-4	.250	0-0	---	2-2	1.000	2	6	8	1	2-0	1	1	0	4	4.0
Erden (TOT)	3-0	28	5-6	.833	0-0	---	0-0	---	1	2	3	3	6-0	0	2	0	10	3.3
Harris	3-0	31	3-7	.429	2-2	1.000	0-0	---	0	2	2	2	2-0	1	1	1	8	2.7
Moon	1-1	28	1-5	.200	0-3	.000	0-0	---	1	5	6	0	1-0	0	0	0	2	2.0
Graham	2-0	12	1-5	.200	0-0	---	1-2	.500	0	3	3	1	2-0	0	1	1	3	1.5
CAVALIERS	3	720	102-230	.443	24-53	.453	62-82	.756	26	76	102	65	65-0	22	43	12	290	96.7
RAPTORS	3	720	124-250	.496	20-55	.364	49-66	.742	34	92	126	80	75-0	23	43	14	317	105.7

CAREER STATISTICS VS. CLEVELAND

PLAYER	G-GS	MIN	FG-FGA	PCT	3FG-FGA	3PCT	FT-FTA	PCT	OFF	DEF	TOT	AST	PF-DQ	STL	TO	BLK	PTS	AVG	HI
Bargnani	16-13	509	93-201	.463	21-56	.375	33-41	.805	11	65	76	25	46-0	6	24	9	240	15.0	28
Barbosa	12-3	309	58-134	.433	14-52	.269	28-41	.683	3	23	26	38	20-0	15	13	4	158	13.2	22
DeRozan	7-6	179	33-71	.465	0-4	.000	16-16	1.000	8	16	24	8	17-0	4	9	2	82	11.7	19
Bayless	6-0	90	16-35	.457	3-9	.333	17-19	.895	0	5	5	8	11-0	1	2	1	52	8.7	28
Kleiza	10-3	188	32-64	.500	13-28	.464	7-8	.875	2	15	17	9	14-0	4	6	0	84	8.4	19
Magloire	27-15	621	81-171	.474	0-1	.000	61-92	.663	47	122	169	22	74-1	6	33	19	223	8.3	20
Butler	16-8	338	42-107	.393	18-49	.367	17-20	.850	5	25	30	11	20-0	5	14	8	119	7.4	33
Calderon	21-11	540	57-145	.393	8-36	.222	26-29	.897	3	34	37	134	34-0	15	33	2	148	7.0	20
J. Johnson	4-2	85	8-19	.421	1-4	.250	5-8	.625	2	12	14	8	13-0	2	4	4	22	5.5	16
Davis	2-1	55	4-9	.444	0-0	---	2-3	.667	4	8	12	1	8-0	1	3	3	10	5.0	8
A. Johnson	13-2	182	28-41	.683	0-0	---	7-10	.700	18	36	54	8	32-0	3	1	1	63	4.8	16
Carter	20-4	375	31-83	.373	5-14	.357	12-17	.706	5	26	31	85	41-2	15	24	4	79	4.0	12
Gray	9-2	70	8-17	.471	0-0	---	7-10	.700	9	9	18	4	18-0	0	2	1	23	2.6	7
Alabi	1-0	3	0-0	---	0-0	---	0-0	---	2	0	2	1	0-0	0	0	0	0	0.0	0
Forbes	1-0	17	4-6	.667	0-0	---	0-1	.000	0	2	2	2	1-0	4	2	0	8	8.0	8

SERIES FACTS

Current Streak.....	Lost 1
Current Home Streak.....	Lost 1
Current Road Streak.....	Won 1
Last Home Win.....	October 29, 2010 (101-81)
Last Home Loss.....	April 6, 2011 (104-96)
Last Road Win.....	January 5, 2011 (120-105)
Last Road Loss.....	February 3, 2009 (101-83)
Largest Margin of Victory.....	27, November 10, 2000
Largest Margin of Defeat.....	34, March 4, 1998

2011-12 SCHEDULE

DATE	SITE	TIME (ET)
Friday, November 4	Cleveland	7:30 p.m.
Monday, December 26	Cleveland	7:00 p.m.
Wednesday, January 4	Toronto	7:00 p.m.
Wednesday, February 22	Toronto	7:00 p.m.

DALLAS MAVERICKS



American Airlines Center
2500 Victory Avenue
Dallas, TX 75201
(214) 665-4660
www.mavs.com

TEAM DIRECTORY

President of Basketball Operations/General Manager Donn Nelson
Head Coach Rick Carlisle
Assistant Coaches Terry Stotts, Monte Mathis, Darrell Armstrong
Athletic Trainer Casey Smith
PR Staff Sarah Melton, Scott Tomlin, Alan Rakowski
Television Mark Followill, Jeff Wade
Radio Chuck Cooperstein, Brad Davis, Victor Villaba (Spanish)
Arena American Airlines Center (19,200); opened 2001



HEAD COACH
Rick Carlisle

FRANCHISE BACKGROUND

History	Founded in 1980	NBA Titles	1 (2011)
Colours	Blue, Silver and Black	Conference Titles	2
		Division Titles	3
		2010-11 Record	57-25 (.695), 2nd in Southwest
		2011 NBA Playoffs	Defeated Portland 4-2; Defeated L.A. Lakers 4-0; Defeated Oklahoma City 4-1; Defeated Miami 4-2

TORONTO RAPTORS VS. DALLAS MAVERICKS

OVERALL: 10-20 HOME: 7-8, ROAD: 3-12

SEASON	DATE	W/L	SCORE	SITE	SEASON	DATE	W/L	SCORE	SITE
2010-11	February 27	L	114-96	Toronto	2002-03	December 2	L	113-102	Dallas
(1-1)	December 28	W	84-76	Dallas	(0-2)	November 6	L	106-92	Toronto
2009-10	January 17	W	110-88	Toronto	2001-02	March 7	L	122-103	Dallas
(1-1)	November 7	L	129-101	Dallas	(1-1)	November 2	W	109-92	Toronto
2008-09	March 1	L	109-98	Dallas	2000-01	January 5	L	115-105	Toronto
(0-2)	December 17	L	96-86	Toronto	(0-2)	November 28	L	107-93	Dallas
2007-08	December 12	W	92-76	Toronto	1999-00	December 30	W	109-104	Dallas
(1-1)	November 20	L	105-99	Dallas	(1-1)	February 20	L	100-96	Toronto
2006-07	January 14	L	97-96	Toronto	1997-98	February 5	W	101-93	Toronto
(0-2)	November 29	L	117-98	Dallas	(1-1)	November 28	L	93-91	Dallas
2005-06	February 25	L	115-113 (OT)	Dallas	1996-97	February 22	W	99-92	Dallas
(0-2)	November 28	L	93-91	Toronto	(2-0)	November 5	W	100-96	Toronto
2004-05	March 7	L	113-105	Dallas	1995-96	March 10	W	128-112	Toronto
(0-2)	February 6	L	122-113	Toronto	(1-1)	February 25	L	105-98	Dallas
2003-04	December 15	L	111-94	Dallas					
(1-1)	November 6	W	77-71	Toronto					



2010-11 TORONTO vs. DALLAS

PLAYER	G-GS	MIN	FG-FGA	PCT	3FG-FGA	PCT	FT-FTA	PCT	OFF	DEF	TOT	AST	PF-DQ	STL	TO	BLK	PTS	AVG
DeRozan	2-2	72	14-29	.483	0-0	---	7-8	.875	1	5	6	3	5-0	2	6	2	35	17.5
A. Johnson	2-2	77	14-21	.667	0-0	---	5-7	.714	5	8	13	3	10-1	1	4	1	33	16.5
Kleiza	1-1	25	7-14	.500	2-6	.333	0-0	---	0	1	1	1	1-0	0	3	0	16	16.0
Calderon	1-1	35	7-10	.700	1-2	.500	0-0	---	1	7	8	8	1-0	1	2	1	15	15.0
Davis	2-1	67	10-14	.714	0-0	---	5-8	.625	4	13	17	3	4-0	3	0	6	25	12.5
Barbosa	2-0	48	8-22	.364	2-8	.250	3-4	.750	0	3	3	3	5-0	2	3	0	21	10.5
J. Johnson (TOT)	1-1	36	4-12	.333	0-0	---	0-0	---	0	7	7	7	2-0	2	0	2	8	8.0
J. Johnson (TOR)	1-1	36	4-12	.333	0-0	---	0-0	---	0	7	7	7	2-0	2	0	2	8	8.0
Dorsey	1-1	20	2-2	1.000	0-0	---	3-4	.750	4	4	8	2	2-0	1	4	0	7	7.0
Ajinca (TOT)	1-0	12	2-4	.500	0-0	---	1-2	.500	3	1	4	2	4-0	0	0	1	5	5.0
Ajinca (TOR)	1-0	12	2-4	.500	0-0	---	1-2	.500	3	1	4	2	4-0	0	0	1	5	5.0
Bayless (TOT)	4-1	73	6-27	.222	1-8	.125	3-5	.600	2	9	11	17	3-0	3	5	0	16	4.0
Bayless (TOR)	2-1	47	4-18	.222	1-6	.167	1-1	1.000	2	8	10	11	1-0	3	4	0	10	5.0
Weems	1-0	11	1-3	.333	1-2	.500	0-0	---	0	0	0	1	1-0	0	2	0	3	3.0
Alabi	1-0	3	1-2	.500	0-0	---	0-0	---	0	0	0	0	0-0	0	0	0	2	2.0
Wright	1-0	26	0-2	.000	0-0	---	0-0	---	0	4	4	4	0-0	0	1	0	0	0.0
RAPTORS	2	480	74-153	.484	7-24	.292	25-34	.735	20	61	81	48	36-1	15	33	13	180	90.0
MAVERICKS	2	480	76-168	.452	13-46	.283	25-34	.735	22	53	75	47	28-0	10	24	9	190	95.0

2010-11 DALLAS vs. TORONTO

PLAYER	G-GS	MIN	FG-FGA	PCT	3FG-FGA	PCT	FT-FTA	PCT	OFF	DEF	TOT	AST	PF-DQ	STL	TO	BLK	PTS	AVG
Nowitzki	1-1	34	11-20	.550	2-4	.500	7-10	.700	1	12	13	2	0-0	0	2	1	31	31.0
Terry	2-0	64	15-32	.469	4-10	.400	3-5	.600	0	8	8	11	3-0	0	1	0	37	18.5
Marion	2-1	54	15-27	.556	0-1	.000	2-3	.667	6	5	11	2	4-0	2	4	1	32	16.0
Butler	1-1	38	7-16	.438	0-2	.000	1-2	.500	1	2	3	0	3-0	2	4	0	15	15.0
Barea	2-0	45	9-18	.500	1-5	.200	0-0	---	2	1	3	13	1-0	1	3	0	19	9.5
Mahinmi	2-0	32	5-8	.625	0-1	.000	5-6	.833	2	2	4	1	6-0	0	0	3	15	7.5
Kidd	2-2	59	5-16	.313	2-6	.333	1-1	1.000	1	6	7	11	0-0	2	4	2	13	6.5
Beaubois	1-1	15	2-6	.333	1-3	.333	0-0	---	0	0	0	1	0-0	0	0	0	5	5.0
Stujakovic (TOT)	1-1	23	2-7	.286	1-3	.333	0-0	---	0	2	2	0	0-0	0	1	0	5	5.0
Stujakovic (DAL)	1-1	23	2-7	.286	1-3	.333	0-0	---	0	2	2	0	0-0	0	1	0	5	5.0
Cardinal	2-0	29	2-4	.500	2-4	.500	2-2	1.000	0	7	7	2	5-0	1	0	0	8	4.0
Chandler	2-2	51	2-7	.286	0-0	---	2-3	.667	7	8	15	2	2-0	2	3	1	6	3.0
Haywood	1-0	10	0-0	---	0-0	---	2-2	1.000	2	0	2	0	3-0	0	0	1	2	2.0
Stevens	2-1	26	1-7	.143	0-5	.000	0-0	---	0	0	0	2	1-0	0	1	0	2	1.0
MAVERICKS	2	480	76-168	.452	13-46	.283	25-34	.735	22	53	75	47	28-0	10	24	9	190	95.0
RAPTORS	2	480	74-153	.484	7-24	.292	25-34	.735	20	61	81	48	36-1	15	33	13	180	90.0

CAREER STATISTICS VS. DALLAS

PLAYER	G-GS	MIN	FG-FGA	PCT	3FG-FGA	PCT	FT-FTA	PCT	OFF	DEF	TOT	AST	PF-DQ	STL	TO	BLK	PTS	AVG	HI
Bargnani	8-4	236	41-94	.436	14-35	.400	21-25	.840	10	24	34	6	21-0	4	6	10	117	14.6	22
Barbosa	22-6	575	106-214	.495	28-71	.394	47-54	.870	11	39	50	56	52-2	16	32	6	287	13.0	30
Davis	2-1	67	10-14	.714	0-0	---	5-8	.625	4	13	10	5	14-0	3	7	3	45	11.3	19
DeRozan	4-4	114	19-39	.487	0-0	---	7-10	.700	3	7	10	5	14-0	3	7	3	45	11.3	19
Calderon	11-6	332	48-106	.453	3-21	.143	24-27	.889	5	27	32	69	17-0	9	18	1	123	11.2	15
Butler	25-11	643	79-218	.362	25-87	.287	27-33	.818	11	53	64	21	42-0	11	12	21	210	8.4	20
J. Johnson	3-2	66	10-23	.435	2-3	.667	1-2	.500	1	10	11	9	4-0	2	5	4	23	7.7	11
Kleiza	15-2	276	35-90	.389	11-31	.355	34-45	.756	17	33	50	6	31-0	8	20	3	115	7.7	23
Magloire	17-11	387	44-94	.468	0-0	---	31-53	.585	40	78	118	16	45-0	5	23	9	119	7.0	23
A. Johnson	8-3	154	24-38	.632	0-0	---	8-11	.727	16	21	37	5	28-1	3	7	4	56	7.0	21
Bayless	10-2	199	27-68	.397	3-14	.214	10-13	.769	3	20	23	27	15-0	5	16	0	67	6.7	17
Carter	24-5	428	47-121	.388	8-29	.276	7-13	.538	9	45	54	81	31-0	15	35	4	109	4.5	20
Alabi	1-0	3	1-2	.500	0-0	---	0-0	---	0	0	0	0	0-0	0	0	0	2	2.0	2
Gray	5-0	51	2-7	.286	0-0	---	2-4	.500	3	17	20	3	12-0	1	4	0	6	1.2	4
Forbes	3-2	38	9-16	.563	2-4	.500	1-2	.500	1	3	4	2	3-0	1	2	1	21	7.0	12

SERIES FACTS

Current Streak.....	Lost 1
Current Home Streak.....	Lost 1
Current Road Streak.....	Won 1
Last Home Win.....	January 17, 2010 (110-88)
Last Home Loss.....	February 27, 2011 (114-96)
Last Road Win.....	December 28, 2010 (84-76)
Last Road Loss.....	November 7, 2009 (129-101)
Largest Margin of Victory.....	22, January 17, 2010
Largest Margin of Defeat.....	28, November 7, 2009

2011-12 SCHEDULE

DATE	SITE	TIME (ET)
Friday, December 30	Dallas	8:30 p.m.



Pepsi Center
1000 Chopper Place
Denver, CO 80204
(303) 405-1100
www.nuggets.com

TEAM DIRECTORY

President & Governor Josh Kroenke
Executive Vice-President of Basketball Operations..... Masai Ujiri
Head Coach George Karl
Assistant Coaches John Welch, Melvin Hunt, Chad Ise
Athletic Trainer Jim Gillen
PR Staff Tim Gelt
Television Chris Marlowe, Scott Hastings
Radio Jason Kosmicki
Arena Pepsi Center (19,155); opened 1999



HEAD COACH
George Karl

FRANCHISE BACKGROUND

History	Denver Rockets, 1967-74 (ABA); Joined NBA in 1974; Denver Nuggets 1974-present	NBA Titles	0
Colours	Gold, Red and Blue	Conference Titles	0
		Division Titles	6
		2010-11 Record	50-32 (.610), 2nd in Northwest
		2011 NBA Playoffs	Lost to Oklahoma City 4-1

TORONTO RAPTORS VS. DENVER NUGGETS

OVERALL: 10-20 HOME: 6-9 ROAD: 4-11

SEASON	DATE	W/L	SCORE	SITE	SEASON	DATE	W/L	SCORE	SITE
2010-11	March 21	L	123-90	Denver	2003-04	December 30	W	81-74	Denver
(0-2)	December 10	L	123-116	Toronto	(2-0)	November 9	W	89-76	Toronto
2009-10	March 26	L	97-96	Toronto	2002-03	March 11	L	95-87	Denver
(0-2)	November 17	L	130-112	Denver	(1-1)	November 15	W	84-79	Toronto
2008-09	December 31	L	114-107	Toronto	2001-02	December 7	W	98-96 (OT)	Toronto
(0-2)	December 2	L	132-93	Denver	(1-1)	November 11	L	96-85	Denver
2007-08	March 23	L	109-100	Toronto	2000-01	February 8	W	99-92	Toronto
(0-2)	March 14	L	137-105	Denver	(2-0)	December 28	W	94-93	Denver
2006-07	March 23	W	121-94	Toronto	1999-00	February 18	L	95-91	Toronto
(1-1)	November 19	L	117-109	Denver	(0-2)	November 24	L	109-84	Denver
2005-06	March 10	L	108-97	Toronto	1997-98	March 19	W	104-103 (OT)	Toronto
(0-2)	January 23	L	107-101	Denver	(2-0)	January 29	W	84-80	Denver
2004-05	December 10	L	101-87	Toronto	1996-97	February 25	W	124-122 (OT)	Denver
(0-2)	November 17	L	112-106	Denver	(1-1)	November 11	L	104-93	Toronto
					1995-96	March 18	L	122-114	Toronto
					(0-2)	January 27	L	93-82	Denver



2010-11 TORONTO VS. DENVER

PLAYER	G-GS	MIN	FG-FGA	PCT	3FG-FGA	PCT	FT-FTA	PCT	OFF	DEF	TOT	AST	PF-DQ	STL	TO	BLK	PTS	AVG
Kleiza	1-0	31	11-16	.688	4-5	.800	0-1	.000	5	7	12	1	1-0	1	3	0	26	26.0
Bargnani	2-2	66	15-31	.484	4-12	.333	10-10	1.000	0	6	6	3	5-0	4	4	1	44	22.0
Weems	2-1	63	13-25	.520	1-5	.200	2-4	.500	2	7	9	6	4-0	2	1	0	29	14.5
Barbosa	2-0	43	10-23	.435	2-9	.222	5-7	.714	0	2	2	2	9-0	1	5	0	27	13.5
Ajinca (TOT)	1-0	16	4-7	.571	3-5	.600	0-0	---	1	8	9	0	3-0	1	3	2	11	11.0
Ajinca (TOR)	1-0	16	4-7	.571	3-5	.600	0-0	---	1	8	9	0	3-0	1	3	2	11	11.0
DeRozan	2-2	52	9-24	.375	0-0	---	2-2	1.000	2	4	6	5	6-0	0	2	0	20	10.0
Calderson	1-1	23	4-8	.500	1-1	1.000	0-0	---	0	1	1	7	2-0	2	5	0	9	9.0
A. Johnson	2-2	32	6-6	1.000	0-0	---	1-1	1.000	3	3	6	2	5-0	2	0	1	13	6.5
J. Johnson (TOT)	2-1	42	6-13	.462	0-2	.000	0-0	---	1	6	7	0	5-0	4	6	2	12	6.0
J. Johnson (TOR)	1-1	24	4-8	.500	0-1	.000	0-0	---	1	5	6	0	3-0	2	3	0	8	8.0
Bayless (TOT)	3-1	62	3-19	.158	2-7	.286	6-9	.667	1	3	4	17	8-0	0	8	0	14	4.7
Bayless (TOR)	2-1	48	1-15	.067	1-5	.200	5-8	.625	0	1	1	14	7-0	0	4	0	8	4.0
Davis	2-0	36	3-8	.375	0-0	---	1-2	.500	2	5	7	0	2-0	0	1	3	7	3.5
Wright	2-0	25	1-2	.500	0-0	---	2-2	1.000	1	0	1	0	1-0	1	0	0	4	2.0
Evans	1-0	20	0-4	.000	0-0	---	0-0	---	4	5	9	0	2-0	1	3	0	0	0.0
RAPTORS	2	480	81-177	.458	16-43	.372	28-37	.757	21	54	75	40	50-0	17	36	7	206	103.0
NUGGETS	2	480	86-166	.518	19-49	.388	55-65	.846	21	69	90	58	34-0	14	38	13	246	123.0

2010-11 DENVER VS. TORONTO

PLAYER	G-GS	MIN	FG-FGA	PCT	3FG-FGA	PCT	FT-FTA	PCT	OFF	DEF	TOT	AST	PF-DQ	STL	TO	BLK	PTS	AVG
Harrington	2-0	57	17-30	.567	8-15	.533	4-4	1.000	3	9	12	9	2-0	2	5	0	46	23.0
Hilaro	2-2	57	16-21	.762	0-0	---	12-14	.857	1	12	13	3	5-0	2	7	2	46	22.0
Billups	1-1	35	4-11	.364	2-5	.400	11-13	.846	0	3	3	8	3-0	0	4	0	21	21.0
Felton (TOT)	3-3	118	24-52	.462	4-15	.267	9-9	1.000	3	8	11	25	6-0	5	10	1	61	20.3
Chandler (TOT)	4-3	131	29-56	.518	7-22	.318	4-5	.800	4	21	25	8	12-0	1	4	3	69	17.3
Chandler (DEN)	1-1	27	5-11	.455	1-6	.167	1-1	1.000	1	7	8	2	1-0	1	1	0	12	12.0
Lawson	2-1	50	10-16	.625	3-5	.600	8-8	1.000	4	7	6	11	2-0	0	4	0	31	15.5
Forbes	2-1	42	12-17	.706	1-3	.333	4-5	.800	1	5	6	1	2-0	2	1	1	29	14.5
Smith	2-0	59	7-18	.389	4-14	.286	6-8	.750	2	11	13	12	4-0	3	3	0	24	12.0
Gallinari (TOT)	4-4	140	12-33	.364	6-16	.375	17-19	.895	1	25	26	9	8-0	2	4	2	47	11.8
Gallinari (DEN)	1-1	30	2-4	.500	0-0	---	5-6	.833	1	6	7	2	0-0	0	3	1	9	9.0
Martin	1-1	27	5-13	.385	0-0	---	1-1	1.000	1	4	5	4	3-0	2	1	1	6	6.0
Williams	1-1	15	3-6	.500	0-0	---	0-0	---	3	4	7	1	4-0	2	0	0	6	11.0
Affalo	1-1	38	2-5	.400	0-1	.000	1-1	1.000	0	2	2	4	2-0	1	3	0	5	5.0
Mozgov (TOT)	3-1	28	3-7	.429	0-0	---	5-7	.714	1	5	6	0	6-0	1	3	0	11	3.7
Mozgov (DEN)	1-0	10	2-4	.500	0-0	---	1-1	1.000	1	1	1	0	2-0	1	1	0	5	5.0
Andersen	1-0	13	1-3	.333	0-0	---	1-2	.500	1	1	1	0	2-0	1	1	5	3.0	
Ely	1-0	11	0-1	.000	0-0	---	0-0	---	2	1	3	1	4-0	0	3	0	0	0.0
Koufos (TOT)	2-0	13	0-5	.000	0-0	---	0-0	---	1	2	3	0	2-0	0	0	2	0	0.0
Koufos (DEN)	1-0	9	0-3	.000	0-0	---	0-0	---	1	2	3	0	0-0	0	0	2	0	0.0
NUGGETS	2	480	86-166	.518	19-49	.388	55-65	.846	21	69	90	58	34-0	14	38	13	246	123.0
RAPTORS	2	480	81-177	.458	16-43	.372	28-37	.757	21	54	75	40	50-0	17	36	7	206	103.0

CAREER STATISTICS VS. DENVER

PLAYER	G-GS	MIN	FG-FGA	PCT	3FG-FGA	PCT	FT-FTA	PCT	OFF	DEF	TOT	AST	PF-DQ	STL	TO	BLK	PTS	AVG	HI
Kleiza	1-0	31	11-16	.688	4-5	.800	0-1	.000	5	7	12	1	1-0	1	3	0	26	26.0	26
Bargnani	9-8	241	48-109	.440	11-34	.324	22-23	.957	9	33	42	10	22-0	10	9	11	129	14.3	26
DeRozan	4-3	96	22-41	.537	1-2	.500	7-9	.778	4	9	13	6	10-0	1	6	1	52	13.0	17
Barbosa	22-5	543	94-223	.422	34-83	.410	26-31	.839	9	37	46	59	62-1	23	34	6	248	11.3	27
Butler	23-10	614	80-192	.417	39-106	.368	22-28	.786	8	53	61	24	42-1	16	19	18	221	9.6	27
Calderson	11-7	259	35-68	.515	13-19	.684	8-10	.800	2	15	17	65	23-0	6	27	2	91	8.3	18
Magloire	19-8	385	50-95	.526	0-0	---	36-59	.610	32	75	107	5	52-0	4	31	28	136	7.2	20
Bayless	9-1	145	13-47	.277	5-13	.385	22-31	.710	1	9	10	34	17-0	0	18	0	53	5.9	24
Carter	13-6	258	30-72	.417	1-2	.500	10-20	.500	3	26	29	62	27-1	9	22	1	71	5.5	12
J. Johnson	4-1	50	9-20	.450	0-0	.000	2	6	8	0	8	0	6-0	4	6	2	18	4.5	8
A. Johnson	8-3	98	14-17	.824	0-0	---	4-7	.571	11	19	30	3	21-0	3	1	3	32	4.0	7
Davis	2-0	36	3-8	.375	0-0	---	1-2	.500	2	5	7	0	2-0	0	1	3	7	3.5	4
Gray	8-0	91	11-27	.407	0-0	---	5-10	.500	13	12	25	7	16-0	3	3	0	27	3.4	8

SERIES FACTS

Current Streak.....	Lost 8
Current Home Streak.....	Lost 4
Current Road Streak.....	Lost 7
Last Home Win.....	March 23, 2007 (121-94)
Last Home Loss.....	December 10, 2010 (123-116)
Last Road Win.....	December 30, 2003 (89-76)
Last Road Loss.....	March 21, 2011 (123-90)
Largest Margin of Victory.....	27, March 23, 2007
Largest Margin of Defeat.....	39, December 2, 2008

2011-12 SCHEDULE

DATE	SITE	TIME (ET)
Friday, January 27	Denver	9:00 p.m.
Wednesday, March 28	Toronto	7:00 p.m.

DETROIT PISTONS



The Palace of Auburn Hills
Five Championship Drive
Auburn Hills, MI 48326
(248) 377-0100
www.pistons.com

TEAM DIRECTORY

President, Basketball Operations.....Joe Dumars
Head Coach.....Lawrence Frank
Assistant Coaches..... Brian Hill, John Loyer, Roy Rogers, Dee Brown,
Chales Klask
Athletic Trainer.....Mike Abdenour
PR Staff..... Kevin Grigg, Cletus Lewis, Jr., Michelle Fiknay,
Television.....George Blaha, Greg Kelsner
Radio.....George Blaha, Mark Champion, Rick Mahorn
Arena.....The Palace of Auburn Hills (22,076); opened 1988



HEAD COACH
Lawrence Frank

FRANCHISE BACKGROUND

History	Fort Wayne Pistons, 1948-57; Detroit Pistons 1957-present	NBA Titles	3 (1989, '90, '04)
Colours	Red, White and Blue	Conference Titles	7
		Division Titles	9
		2010-11 Record	30-52 (.366), 4th in Central
		2011 NBA Playoffs	Did Not Qualify

TORONTO RAPTORS VS. DETROIT PISTONS

OVERALL: 18-43 HOME: 9-21 ROAD: 9-22

SEASON	DATE	W/L	SCORE	SITE	SEASON	DATE	W/L	SCORE	SITE
2010-11 (1-3)	March 16	L	107-93	Detroit	2002-03 (1-3)	April 2	W	89-78	Detroit
	January 14	L	101-95	Toronto		April 1	L	92-85	Toronto
	December 22	L	115-93	Toronto		February 19	L	89-84	Toronto
	December 11	W	120-116	Detroit		January 6	L	82-74	Detroit
2009-10 (4-0)	April 12	W	111-97	Detroit	2001-02 (1-3)	February 22	L	80-72	Detroit
	December 27	W	102-97	Toronto		February 18	L	89-76	Detroit
	December 23	W	94-64	Detroit		January 15	W	92-90	Detroit
	November 4	W	110-99	Toronto		November 20	L	88-84	Toronto
2008-09 (0-3)	March 13	L	99-95 OT	Toronto	2000-01 (2-2)	April 17	W	94-92 (OT)	Toronto
	January 21	L	95-76	Detroit		April 11	L	99-87	Detroit
	November 5	L	100-93	Toronto		January 10	W	110-85	Detroit
2007-08 (1-3)	April 13	L	91-84	Detroit		October 31	L	104-95	Toronto
	March 26	W	89-82	Toronto	1999-00 (2-2)	April 4	L	104-88	Toronto
	January 15	L	103-89	Detroit		February 9	L	115-108	Detroit
January 4	L	101-85	Toronto	November 16		W	89-85	Toronto	
2006-07 (1-2)	April 17	L	100-84	Detroit		November 11	W	123-106	Detroit
	April 13	W	87-84	Toronto	1998-99 (1-2)	February 23	L	106-80	Detroit
	February 10	L	98-92	Detroit		March 17	W	103-101	Detroit
April 14	W	108-103	Toronto			April 25	L	91-83	Toronto
2005-06 (1-3)	March 15	L	105-98	Toronto	1997-98 (0-4)	March 20	L	105-99	Detroit
	December 27	L	113-106	Detroit		January 2	L	91-88	Toronto
	November 5	L	117-84	Detroit		December 30	L	100-95	Detroit
2004-05 (1-3)	April 3	L	113-103	Toronto		December 7	L	93-83	Toronto
	March 18	L	103-92	Detroit	1996-97 (1-3)	March 19	W	99-97	Detroit
	December 8	L	90-86 (OT)	Detroit		February 16	L	92-89	Toronto
November 5	W	101-89	Toronto	January 4		L	118-74	Detroit	
2003-04 (1-3)	April 13	W	87-78	Toronto		December 16	L	98-92	Toronto
	April 9	L	74-66	Detroit	1995-96 (0-4)	March 5	L	105-84	Toronto
	January 30	L	90-89 (OT)	Toronto		February 17	L	108-95	Detroit
	January 14	L	95-91	Detroit		December 28	L	113-91	Detroit
				December 19		L	94-82	Toronto	



2010-11 TORONTO VS. DETROIT

PLAYER	G-GS	MIN	FG-FGA	PCT	3FG-FGA	PCT	FT-FTA	PCT	OFF	DEF	TOT	AST	PF-DQ	STL	TO	BLK	PTS	AVG
Bargnani	4-4	145	34-75	.453	5-10	.500	16-23	.696	7	13	20	7	5-0	1	9	3	89	22.3
Barbosa	4-0	89	23-45	.511	7-16	.438	10-13	.769	0	8	8	15	6-0	3	7	0	63	15.8
Kleiza	3-2	92	16-30	.533	4-9	.444	7-8	.875	1	10	11	3	7-0	2	5	0	43	14.3
DeRozan	4-4	133	25-41	.610	0-1	.000	7-9	.778	2	14	16	5	11-0	3	7	3	57	14.3
Bayless (TOT)	3-1	65	14-22	.636	3-6	.500	11-13	.846	1	10	11	11	5-0	1	8	0	42	14.0
Bayless (TOR)	3-1	65	14-22	.636	3-6	.500	11-13	.846	1	10	11	11	5-0	1	8	0	42	14.0
Calderon	3-3	102	11-26	.423	2-9	.222	2-2	1.000	0	7	7	32	7-0	0	13	1	26	8.7
J. Johnson (TOT)	2-1	40	6-11	.545	1-3	.333	4-5	.800	2	12	14	8	8-0	4	5	3	17	8.5
J. Johnson (TOR)	1-1	21	4-6	.667	0-0	---	1-1	1.000	0	5	5	4	5-0	2	4	0	9	9.0
Evans	1-0	29	1-3	.333	0-0	---	4-4	1.000	5	3	8	3	3-0	2	0	1	6	6.0
Wright	3-0	54	7-11	.636	0-0	---	3-4	.750	3	7	10	7	1-0	4	3	1	17	5.7
Davis	4-1	75	8-13	.615	0-0	---	5-9	.556	6	15	21	1	8-0	0	2	5	21	5.3
A. Johnson	3-3	75	7-11	.636	0-0	---	1-3	.333	4	13	17	3	8-0	2	2	3	15	5.0
Weems	2-1	36	3-6	.500	0-1	.000	0-0	---	0	3	3	2	1-0	0	3	0	6	3.0
Dorsey	3-0	36	3-3	1.000	0-0	---	1-2	.500	0	7	7	3	3-0	3	6	2	7	2.3
Ajincia (TOT)	2-0	11	1-5	.200	0-2	.000	0-0	---	0	3	3	0	3-0	0	0	0	2	1.0
Ajincia (TOR)	1-0	5	0-2	.000	0-2	.000	0-0	---	0	1	1	0	1-0	0	0	0	0	0.0
Alabi	1-0	4	0-1	.000	0-0	---	0-0	---	0	2	2	0	0-0	0	0	0	0	0.0
RAPTORS	4	960	156-295	.529	21-54	.389	68-91	.747	29	118	147	96	71-0	23	70	19	401	100.3
PISTONS	4	960	172-343	.501	28-73	.384	67-93	.720	49	110	159	106	74-1	36	41	16	439	109.8

2010-11 DETROIT VS. TORONTO

PLAYER	G-GS	MIN	FG-FGA	PCT	3FG-FGA	PCT	FT-FTA	PCT	OFF	DEF	TOT	AST	PF-DQ	STL	TO	BLK	PTS	AVG	
R. Hamilton	3-2	95	27-49	.551	11-20	.550	5-7	.714	0	3	3	9	6-0	3	3	1	70	23.3	
Stuckey	4-3	117	22-42	.524	0-6	.000	22-27	.815	3	4	7	29	9-0	6	7	2	66	16.5	
Villanueva	4-1	89	24-46	.522	6-18	.333	6-6	1.000	2	17	19	3	15-1	5	2	1	60	15.0	
McGrady	4-2	98	21-40	.525	4-8	.500	6-7	.857	2	14	16	18	6-0	4	6	1	52	13.0	
Monroe	4-2	122	21-32	.656	0-0	---	8-12	.667	9	15	24	8	10-0	5	0	2	50	12.5	
Prince	4-4	133	22-49	.449	1-3	.333	4-6	.667	7	16	23	10	4-0	0	3	2	49	12.3	
Wallace	3-3	87	13-21	.619	1-1	1.000	6-10	.600	14	14	28	8	3-0	4	8	7	5	33	11.0
Gordon	4-1	75	10-26	.385	4-12	.333	4-4	1.000	2	6	8	9	5-0	1	6	0	28	7.0	
Bynum	3-0	41	10-17	.588	1-1	1.000	2-2	1.000	0	1	1	5	3-0	1	2	0	13	4.3	
Wilcox	3-1	49	4-14	.286	0-0	---	2-8	.250	7	9	16	1	7-0	2	0	0	10	3.3	
Maxiell	2-1	18	1-4	.250	0-0	---	1-2	.500	0	2	2	1	4-0	0	0	0	3	1.5	
Daye	4-0	36	2-13	.154	0-4	.000	1-2	.500	3	9	12	5	2-0	1	1	2	5	1.3	
PISTONS	4	960	172-343	.501	28-73	.384	67-93	.720	49	110	159	106	74-1	36	41	16	439	109.8	
RAPTORS	4	960	156-295	.529	21-54	.389	68-91	.747	29	118	147	96	71-0	23	70	19	401	100.3	

CAREER STATISTICS VS. DETROIT

PLAYER	G-GS	MIN	FG-FGA	PCT	3FG-FGA	PCT	FT-FTA	PCT	OFF	DEF	TOT	AST	PF-DQ	STL	TO	BLK	PTS	AVG	HI
Bargnani	16-12	492	101-211	.479	25-57	.439	31-44	.705	15	61	76	20	28-0	4	16	13	258	16.1	33
Bayless	4-1	82	16-28	.571	3-7	.429	15-17	.882	1	10	11	13	6-0	3	8	0	50	12.5	31
Barbosa	17-1	376	75-147	.510	14-42	.333	22-28	.786	4	31	35	51	30-0	10	23	1	186	10.9	22
DeRozan	8-7	212	36-65	.554	0-2	.000	10-14	.714	5	18	23	8	20-0	7	10	4	82	10.3	16
Calderon	17-9	504	66-134	.493	9-26	.346	26-30	.867	7	36	43	115	31-0	21	32	3	167	9.8	24
Kleiza	10-4	250	34-76	.447	12-30	.400	15-21	.714	10	28	38	6	26-0	4	11	0	95	9.5	19
A. Johnson	7-4	164	22-33	.667	0-0	---	14-22	.636	11	22	33	8	25-0	3	5	8	58	8.3	26
Butler	17-8	402	45-129	.349	14-50	.280	21-29	.724	4	24	28	16	30-0	6	15	13	125	7.4	16
J. Johnson	5-2	86	13-22	.591	2-5	.400	8-12	.667	3	22	25	9	16-1	4	9	4	36	7.2	9
Magloire	27-14	592	68-151	.450	0-0	---	43-69	.623	68	123	191	22	73-1	7	35	22	179	6.6	20
Carter	17-5	340	41-114	.360	2-13	.154	16-26	.615	6	30	36	58	36-0	20	21	2	100	5.9	12
Davis	4-1	75	8-13	.615	0-0	---	5-9	.556	6	15	21	1	8-0	0	2	5	21	5.3	10
Gray	3-0	14	2-4	.500	0-0	---	1-4	.250	1	4	5	1	0-0	0	1	0	5	1.7	2
Alabi	1-0	4	0-1	.000	0-0	---	0-0	---	0	2	2	0	0-0	0	0	0	0	0.0	0
Forbes	2-1	35	7-10	.700	2-2	1.000	3-4	.750	1	6	7	3	2-0	0	2	0	19	9.5	10

SERIES FACTS

Current Streak.....	Lost 3
Current Home Streak.....	Lost 2
Current Road Streak.....	Lost 1
Last Home Win.....	December 27, 2010 (102-95)
Last Home Loss.....	January 14, 2011 (101-95)
Last Road Win.....	December 11, 2010 (120-116)
Last Road Loss.....	March 16, 2011 (107-93)
Largest Margin of Victory.....	30, December 23, 2009
Largest Margin of Defeat.....	44, January 4, 1997

2011-12 SCHEDULE

DATE	SITE	TIME (ET)
Wednesday, February 22	Toronto	7:00 p.m.
Saturday, March 10	Detroit	7:30 p.m.
Sunday, April 22	Detroit	6:00 p.m.

GOLDEN STATE WARRIORS



1011 Broadway
Oakland, CA 94607
(510) 986-2200
www.warriors.com

TEAM DIRECTORY

General Manager/Executive VP of Basketball Operations..... Larry Riley
 Heads Coach Mark Jackson
 Assistant Coaches Michael Malone, Pete Myers, Wes Unseld Jr.,
 Jerry DeGregorio
 Athletic Trainer Tony Wenzel
 PR Staff Raymond Ridder, Dan Martinez, Brett Winkler
 Television Bob Fitzgerald, Jim Barnett
 Radio Tim Roye
 Arena Oracle Arena (19,596); opened 1966



HEAD COACH
Mark Jackson

FRANCHISE BACKGROUND

History	Philadelphia Warriors, 1946-62; San Francisco Warriors, 1962-71; Golden State Warriors, 1971-present	NBA Titles	3 (1947, '56, '75)
Colours	Orange, Blue, Yellow and Gold	Conference Titles	6
		Division Titles	7
		2010-11 Record	36-46 (.439), 3rd in Pacific
		2011 NBA Playoffs	Did Not Qualify

TORONTO RAPTORS VS. GOLDEN STATE WARRIORS

OVERALL: 13-17 HOME: 8-7 ROAD: 5-10

SEASON	DATE	W/L	SCORE	SITE	SEASON	DATE	W/L	SCORE	SITE
2010-11	March 25	L	138-100	Golden State	2002-03	February 14	L	118-114 (OT)	Toronto
(0-2)	November 8	L	109-102	Toronto	(0-2)	December 27	L	101-96	Toronto
2009-10	April 4	L	113-112	Toronto	2001-02	November 14	W	89-82	Golden State
(0-2)	March 13	L	124-112	Golden State	(2-0)	November 7	W	109-92	Toronto
2008-09	December 29	L	117-111	Golden State	2000-01	February 20	W	113-102	Toronto
(1-1)	October 31	W	112-108 (OT)	Toronto	(2-0)	December 8	W	108-92	Golden State
2007-08	March 12	L	117-106	Golden State	1999-00	March 14	W	85-78	Toronto
(0-2)	November 18	L	106-100	Toronto	(2-0)	November 27	W	106-88	Golden State
2006-07	December 17	W	120-115	Toronto	1997-98	March 15	W	100-98 (OT)	Golden State
(1-1)	November 14	L	110-99	Golden State	(2-0)	November 4	W	104-86	Toronto
2005-06	December 16	L	108-98	Toronto	1996-97	March 15	L	106-102	Golden State
(0-2)	November 26	L	117-91	Golden State	(0-2)	December 10	L	101-91	Toronto
2004-05	January 9	W	109-87	Toronto	1995-96	February 2	L	114-111	Golden State
(1-1)	December 29	L	111-105	Golden State	(1-1)	November 27	W	101-98	Toronto
2003-04	March 31	L	85-78	Toronto					
(1-1)	February 8	W	84-81 (OT)	Golden State					



GOLDEN STATE WARRIORS

2010-11 TORONTO VS. GOLDEN STATE

PLAYER	G-BS	MIN	FG-FGA	PCT	3FG-FGA	PCT	FT-FTA	PCT	OFF	DEF	TOT	AST	PF-DQ	STL	TO	BLK	PTS	AVG
Jack	1-1	38	7-13	.538	1-3	.333	9-10	.900	0	1	1	8	3-0	3	1	0	24	24.0
Kleiza	1-1	38	8-16	.500	2-7	.286	2-4	.500	3	4	7	4	3-0	0	4	0	20	20.0
Davis	1-1	36	5-9	.556	0-0	---	8-12	.667	5	6	11	0	3-0	1	3	0	18	18.0
DeRozan	2-2	61	12-20	.600	1-1	1.000	2-2	1.000	0	5	5	1	3-0	4	6	1	27	13.5
Barbosa	2-0	40	10-19	.526	3-7	.429	3-4	.750	1	3	4	1	2-0	3	2	0	26	13.0
A. Johnson	1-0	29	3-7	.429	0-0	---	6-7	.857	4	1	5	0	5-0	1	0	1	12	12.0
Bargnani	2-2	48	7-20	.350	1-1	1.000	3-4	.750	1	0	1	6	7-0	0	2	0	18	9.0
Bayless (TOT)	1-0	28	4-9	.444	0-1	.000	1-2	.500	0	2	2	4	4-0	0	3	0	9	9.0
Bayless (TOR)	1-0	28	4-9	.444	0-1	.000	1-2	.500	0	2	2	4	4-0	0	3	0	9	9.0
Andersen	1-0	15	3-6	.500	0-1	.000	2-2	1.000	0	1	1	0	0-0	0	0	0	8	8.0
Weems	2-0	44	7-18	.389	0-1	.000	2-2	1.000	3	7	10	7	2-0	2	4	0	16	8.0
J. Johnson (TOT)	2-1	39	6-13	.462	0-1	.000	2-4	.500	2	3	5	4	4-0	2	2	2	14	7.0
J. Johnson (TOR)	1-1	36	6-11	.545	0-1	.000	2-4	.500	2	3	5	4	3-0	2	2	2	14	14.0
Ajinca (TOT)	2-0	34	4-11	.364	1-3	.333	1-2	.500	3	11	14	3	5-0	2	2	4	10	5.0
Ajinca (TOR)	1-0	24	3-7	.429	1-3	.333	0-0	---	0	8	8	3	5-0	1	2	2	7	7.0
Calderon	2-1	24	1-7	.143	1-1	1.000	0-0	---	0	0	0	6	1-0	0	2	0	3	1.5
Evans	1-1	18	0-2	.000	0-0	---	0-0	---	2	4	6	1	2-0	1	2	1	0	0.0
RAPTORS	2	480	76-164	.463	10-27	.370	40-53	.755	21	45	66	45	43-0	18	35	7	202	10.10
WARRIORS	2	480	90-157	.573	15-33	.455	52-64	.813	18	64	82	52	48-2	25	31	12	247	123.5

2010-11 GOLDEN STATE VS. TORONTO

PLAYER	G-BS	MIN	FG-FGA	PCT	3FG-FGA	PCT	FT-FTA	PCT	OFF	DEF	TOT	AST	PF-DQ	STL	TO	BLK	PTS	AVG
Curry	2-2	73	19-34	.559	6-10	.600	13-13	1.000	2	6	8	12	4-0	3	8	0	57	28.5
Ellis	2-2	85	19-34	.559	4-8	.500	13-15	.867	0	7	7	13	5-0	7	7	1	55	27.5
Lee	2-2	56	14-20	.700	1-1	1.000	6-6	1.000	4	15	19	7	8-1	3	4	1	35	17.5
D. Wright	2-2	64	10-16	.625	2-7	.286	11-12	.917	0	6	6	6	3-0	5	2	1	33	16.5
Udoh	1-1	29	5-7	.714	0-0	---	0-0	---	2	3	5	3	5-0	1	0	4	10	10.0
Biedrins	1-1	25	4-5	.800	0-0	---	0-2	.000	1	8	9	0	4-0	2	1	0	8	8.0
B. Wright	1-0	21	4-8	.500	0-0	---	0-1	.000	2	3	5	0	2-0	0	2	2	8	8.0
Thornton (TOT)	4-1	97	13-28	.464	0-1	.000	4-6	.667	3	21	24	8	13-1	3	4	0	30	7.5
Thornton (GS)	1-0	20	5-11	.455	0-0	---	2-4	.500	1	5	6	0	6-1	1	3	0	12	12.0
Amundson	1-0	24	3-5	.600	0-0	---	1-2	.500	2	2	4	0	2-0	1	0	0	7	7.0
Williams	2-0	31	4-7	.571	1-3	.333	3-3	1.000	3	5	8	5	1-0	0	1	0	12	6.0
Carney	1-0	19	2-3	.667	1-2	.500	0-0	---	0	1	1	1	3-0	0	0	0	5	5.0
Lin	1-0	15	0-2	.000	0-1	.000	3-4	.750	0	1	1	1	1-0	2	1	2	3	3.0
Adrien	1-0	8	1-4	.250	0-0	---	0-2	.000	0	1	1	1	0-0	0	0	0	2	2.0
Radmanovic	2-0	10	0-1	.000	0-1	.000	0-0	---	1	1	2	1	4-0	0	1	1	0	0.0
WARRIORS	2	480	90-157	.573	15-33	.455	52-64	.813	18	64	82	52	48-2	25	31	12	247	101.0
RAPTORS	2	480	76-164	.463	10-27	.370	40-53	.755	21	45	66	45	43-0	18	35	7	202	10.10

CAREER STATISTICS VS. GOLDEN STATE

PLAYER	G-BS	MIN	FG-FGA	PCT	3FG-FGA	PCT	FT-FTA	PCT	OFF	DEF	TOT	AST	PF-DQ	STL	TO	BLK	PTS	AVG	HI
Davis	1-1	36	5-9	.556	0-0	---	8-12	.667	5	6	11	0	3-0	1	3	0	18	18.0	18
Barbosa	25-5	591	132-278	.475	49-118	.415	39-47	.830	13	41	54	55	50-0	17	38	2	352	14.1	27
DeRozan	4-3	103	22-36	.611	1-1	1.000	5-7	.714	2	10	12	1	9-0	5	8	1	50	12.5	19
Bargnani	10-5	270	47-104	.452	8-22	.364	22-33	.667	22	22	44	13	26-0	2	15	11	124	12.4	19
Butler	21-11	581	79-198	.399	26-84	.310	28-36	.778	16	57	73	22	37-0	8	20	17	212	10.1	30
Kleiza	13-2	264	43-103	.417	7-37	.189	33-41	.805	23	40	63	15	31-0	6	13	6	126	9.7	22
Calderon	12-6	299	42-90	.467	10-21	.476	16-17	.941	5	28	33	85	17-0	9	19	0	110	9.2	24
Magloire	15-8	398	48-107	.449	0-0	---	32-51	.627	38	85	123	10	40-0	3	31	17	128	8.5	27
A. Johnson	8-0	117	24-37	.649	0-0	---	9-12	.750	13	23	36	2	25-0	4	5	12	57	7.1	14
Bayless	8-0	152	17-51	.333	4-14	.286	13-17	.765	2	7	9	17	21-0	3	15	0	51	6.4	12
Carter	19-6	415	37-104	.356	3-19	.158	19-26	.731	8	38	46	92	31-0	30	37	1	96	5.1	10
J. Johnson	4-1	58	8-16	.500	0-1	.000	2-4	.500	4	6	10	4	7-0	4	4	2	18	4.5	14
Gray	3-1	20	3-6	.500	0-0	---	0-0	---	3	4	7	0	4-0	0	2	1	6	2.0	4
Forbes	3-1	40	8-17	.471	2-5	.400	0-0	---	0	5	5	4	3-0	0	0	0	18	6.0	15

SERIES FACTS

Current Streak.....	Lost 5
Current Home Streak.....	Lost 2
Current Road Streak.....	Lost 7
Last Home Win.....	October 31, 2008 (112-108 OT)
Last Home Loss.....	November 8, 2010 (109-102)
Last Road Win.....	February 8, 2004 (84-81 OT)
Last Road Loss.....	March 25, 2011 (138-100)
Largest Margin of Victory.....	22, January 9, 2005
Largest Margin of Defeat.....	38, March 25, 2011

2011-12 SCHEDULE

DATE	SITE	TIME (ET)
Saturday, December 10	Golden State	10:30 p.m.
Sunday, March 4	Toronto	6:00 p.m.

HOUSTON ROCKETS



Toyota Center
1510 Polk Street
Houston, TX 77002
(713) 758-7200
www.rockets.com

TEAM DIRECTORY

General Manager.....Daryl Morey
Head Coach.....Kevin McHale
Lead Assistant Coach.....Kelvin Sampson
Assistant Coaches.....J.B. Bickerstaff, Chris Finch, Brett Gunning
Athletic Trainer.....Keith Jones
PR Staff.....Nelson Luis, Tracey Hughes, Bob Schranz
Television.....Bill Worrell, Clyde Drexler, Matt Bullard
Radio.....Craig Ackerman, Joel Blank, Adrian Chavarria (Spanish)
Arena.....Toyota Center (18,043); opened 2003



HEAD COACH
Kevin McHale

FRANCHISE BACKGROUND

History San Diego Rockets, 1967-71; Houston Rockets, 1971-present
Colours Red, White and Silver
NBA Titles 2 (1994, '95)
Conference Titles 4
Division Titles 4
2010-11 Record 43-39 (.524), 5th in Southwest
2011 NBA Playoffs Did Not Qualify

TORONTO RAPTORS VS. HOUSTON ROCKETS OVERALL 13-18 (HOME 10-5, ROAD 3-13)

SEASON	DATE	W/L	SCORE	SITE	SEASON	DATE	W/L	SCORE	SITE
2010-11	December 31	L	114-105	Houston	2002-03	March 5	L	97-95	Toronto
(1-1)	November 19	W	106-96	Toronto	(0-2)	November 2	L	88-76	Houston
2009-10	March 1	L	116-92	Houston	2001-02	March 5	L	112-109	Houston
(1-1)	December 13	W	101-88	Toronto	(1-1)	January 16	W	109-103	Toronto
2008-09	March 3	L	107-97	Houston	2000-01	January 16	L	114-99	Houston
(1-1)	January 2	W	94-73	Toronto	(0-2)	January 9	L	110-91	Toronto
2007-08	December 29	L	91-79	Houston	1999-00	March 19	W	100-98	Toronto
(1-1)	December 9	W	93-80	Toronto	(2-0)	December 28	W	100-99	Houston
2006-07	March 16	L	114-100	Toronto	1998-99	March 25	L	113-104	Houston
(1-1)	February 28	W	106-90	Houston	(0-1)				
2005-06	January 6	W	112-92	Toronto	1997-98	January 5	L	120-96	Toronto
(2-0)	December 21	W	94-81	Houston	(0-2)	November 20	L	127-97	Houston
2004-05	December 20	L	114-102	Houston	1996-97	February 20	L	107-97	Houston
(1-1)	November 3	W	95-88	Toronto	(1-1)	December 2	W	100-89	Toronto
2003-04	March 24	L	90-89	Houston	1995-96	February 27	L	105-100	Houston
(1-1)	November 16	W	101-97	Toronto	(0-2)	November 15	L	96-93	Toronto



2010-11 TORONTO VS. HOUSTON

PLAYER	G-6S	MIN	FG-FGA	PCT	3FG-FGA	PCT	FT-FTA	PCT	OFF	DEF	TOT	AST	PF-DQ	STL	TO	BLK	PTS	AVG
Bargnani	1-1	36	11-17	.647	1-1	1.000	3-3	1.000	0	6	6	4	3-0	0	3	0	26	26.0
DeRozan	2-2	75	16-34	.471	0-2	.000	20-26	.769	1	9	10	1	6-0	1	2	0	52	26.0
Barbosa	1-0	34	8-13	.615	0-2	.000	1-2	.500	0	2	2	3	3-0	2	0	0	17	17.0
Kleiza	2-1	76	14-32	.438	2-11	.182	4-5	.800	2	14	16	3	8-1	3	6	1	34	17.0
Weems	1-1	22	5-10	.500	1-3	.333	2-2	1.000	1	2	3	2	5-0	2	2	0	13	13.0
Johnson	2-1	51	8-20	.400	0-0	---	8-12	.667	10	9	19	1	7-0	2	3	3	24	12.0
Calderson	2-1	62	8-19	.421	3-5	.600	2-3	.667	2	7	9	18	2-0	4	3	0	21	10.5
Andersen	1-0	12	4-8	.500	1-2	.500	0-0	---	1	3	4	0	1-0	0	0	1	9	9.0
Jack	1-0	23	2-6	.333	0-0	---	0-0	---	0	1	1	8	3-0	0	1	0	4	4.0
Wright	1-0	12	2-5	.400	0-0	---	0-0	---	0	2	2	1	1-0	0	1	0	4	4.0
Dorsey	1-1	27	1-8	.125	0-0	---	1-2	.500	6	3	9	0	3-0	1	4	3	3	3.0
Bayless (TOT)	2-0	21	2-5	.400	0-3	.000	0-0	---	0	1	1	5	2-0	0	0	0	4	2.0
Bayless (TOR)	1-0	8	0-0	---	0-0	---	0-0	---	0	0	0	1	0-0	0	0	0	0	0.0
Davis	1-0	21	1-6	.167	0-0	---	0-0	---	3	4	7	0	2-0	1	1	1	2	2.0
Evans	1-1	21	1-2	.500	0-0	---	0-2	.000	4	5	9	0	3-0	0	2	0	2	2.0
RAPTORS	2	480	81-180	.450	8-26	.308	41-57	.719	30	67	97	42	47-1	16	28	9	211	105.5
ROCKETS	2	480	78-169	.462	13-37	.351	41-50	.820	18	66	84	51	38-0	13	30	16	210	105.0

2010-11 HOUSTON VS. TORONTO

PLAYER	G-6S	MIN	FG-FGA	PCT	3FG-FGA	PCT	FT-FTA	PCT	OFF	DEF	TOT	AST	PF-DQ	STL	TO	BLK	PTS	AVG
Martin	2-2	62	14-28	.500	5-9	.556	18-20	.900	1	4	5	3	3-0	2	6	0	51	25.5
Scola	2-2	61	13-30	.433	0-0	---	6-9	.667	2	10	12	5	6-0	1	4	3	32	16.0
Patterson	1-0	25	6-9	.667	0-0	---	3-5	.600	4	6	10	0	1-0	0	1	1	15	15.0
Budinger	2-0	39	8-16	.500	3-8	.375	3-3	1.000	1	5	6	4	2-0	1	4	1	22	11.0
Miller	2-1	53	10-18	.556	0-4	.000	1-1	1.000	1	11	12	6	8-0	1	2	0	21	10.5
Lowry	2-2	66	5-18	.278	1-4	.250	6-6	1.000	1	10	11	15	7-0	2	2	5	17	8.5
Battler	2-2	57	7-13	.538	2-7	.286	0-0	---	2	7	9	6	4-0	2	2	5	16	8.0
Lee	2-0	31	6-11	.545	2-2	1.000	1-2	.500	1	5	6	2	1-0	3	1	1	15	7.5
Brooks	1-0	25	2-10	.200	0-3	.000	1-1	1.000	0	1	1	7	1-0	1	3	0	5	5.0
Hill	2-1	32	5-11	.455	0-0	---	0-1	.000	2	3	5	0	1-0	0	1	2	10	5.0
Smith	1-0	8	2-2	1.000	0-0	---	0-0	---	1	1	2	1	1-0	0	1	1	4	4.0
Hayes	1-0	21	0-3	.000	0-0	---	2-2	1.000	2	3	5	2	3-0	0	0	1	2	2.0
ROCKETS	2	480	78-169	.462	13-37	.351	41-50	.820	18	66	84	51	38-0	13	30	16	210	105.0
RAPTORS	2	480	81-180	.450	8-26	.308	41-57	.719	30	67	97	42	47-1	16	28	9	211	105.5

CAREER STATISTICS VS. HOUSTON

PLAYER	G-6S	MIN	FG-FGA	PCT	3FG-FGA	PCT	FT-FTA	PCT	OFF	DEF	TOT	AST	PF-DQ	STL	TO	BLK	PTS	AVG	HI
Bargnani	6-0	249	52-96	.542	16-27	.593	14-19	.737	4	40	44	8	23-0	4	15	7	134	16.8	26
DeRozan	4-4	112	17-40	.425	0-2	.000	20-26	.769	1	12	13	1	10-0	3	4	1	54	13.5	37
Barbosa	23-4	596	102-218	.468	40-94	.426	34-41	.829	11	63	74	60	47-0	20	43	6	278	12.1	32
Calderson	9-4	248	30-60	.500	5-11	.455	9-10	.900	5	23	28	66	7-0	13	10	1	74	8.2	14
Kleiza	15-2	288	44-94	.468	11-36	.306	24-27	.889	12	40	52	13	25-1	4	18	3	123	8.2	18
Mauglaire	19-10	450	48-115	.417	0-0	---	51-79	.646	39	115	154	3	53-0	1	24	12	147	7.7	16
Butler	23-7	550	56-150	.373	19-66	.288	16-21	.762	12	53	65	14	32-0	10	13	12	147	6.4	15
Bayless	5-1	71	9-20	.450	0-6	.000	10-11	.909	0	5	5	10	10-0	0	3	0	28	5.6	13
Carter	20-4	382	44-94	.468	6-16	.375	10-14	.714	8	36	44	67	33-0	20	18	8	104	5.2	16
A. Johnson	7-1	100	9-25	.346	0-0	---	9-14	.643	13	16	29	6	16-0	4	4	8	27	3.9	14
Gray	6-0	67	8-24	.333	0-1	.000	0-1	.000	11	11	22	4	16-0	2	4	1	16	2.7	4
Davis	1-0	21	1-6	.167	0-0	---	0-0	---	3	4	7	0	2-0	1	1	1	2	2.0	2
J. Johnson	2-1	20	2-4	.500	0-0	---	0-0	---	3	4	7	3	6-0	0	2	1	4	2.0	4
Forbes	4-0	38	5-15	.333	0-2	.000	5-10	.500	4	2	6	3	6-0	1	4	1	15	3.8	7

SERIES FACTS

Current Streak.....	Lost 1
Current Home Streak.....	Won 4
Current Road Streak.....	Lost 4
Last Home Win.....	November 19, 2010 (106-96)
Last Home Loss.....	March 16, 2007 (114-100)
Last Road Win.....	February 28, 2007 (106-90)
Last Road Loss.....	December 31, 2010 (114-105)
Largest Margin of Victory.....	21, January 2, 2009
Largest Margin of Defeat.....	30, November 20, 1997

2011-12 SCHEDULE

DATE	SITE	TIME (ET)
Tuesday, February 28	Houston	8:00 p.m.
Wednesday, March 7	Toronto	7:00 p.m.



125 South Pennsylvania Street
Indianapolis, IN 46204
(317) 917-2500
www.pacers.com

TEAM DIRECTORY

President of Basketball Operations Larry Bird
Head Coach Frank Vogel
Associate Head Coach Brian Shaw
Assistant Coaches Dan Burke, Jim Boylen
PR Staff David Benner, Krissy Myers, Tim Edwards
Television Quinn Buckner, Chris Denari, Austin Crosshore,
Brooke Olzendam
Radio Mark Boyle, Bob Leonard, Kevin Lee
Arena Conscoco Fieldhouse (18,165); opened 1999



HEAD COACH
Frank Vogel

FRANCHISE BACKGROUND

History	Founded in 1967 (ABA); Joined NBA in 1976	NBA Titles	0
Colours	Navy Blue and Gold	Conference Titles	1
		Division Titles	4
		2010-11 Record	37-45 (.451), 2nd in Central
		2011 NBA Playoffs	Lost to Chicago 4-1

TORONTO RAPTORS VS. INDIANA PACERS

OVERALL: 23-37 HOME: 16-14 ROAD: 7-23

SEASON	DATE	W/L	SCORE	SITE	SEASON	DATE	W/L	SCORE	SITE
2010-11 (1-2)	March 11	W	108-98	Toronto	2002-03 (1-3)	January 31	W	102-90	Toronto
	January 31	L	104-93	Indiana		January 22	L	101-98	Indiana
	December 6	L	124-100	Indiana		November 20	L	97-95	Toronto
2009-10 (2-2)	February 2	L	130-115	Indiana		November 9	L	108-94	Indiana
	January 31	W	117-102	Toronto	2001-02 (3-1)	April 10	L	98-82	Indiana
	January 11	L	105-101	Indiana		April 7	W	94-84	Toronto
	November 24	W	123-112	Toronto		December 19	W	102-90	Indiana
2008-09 (2-2)	April 8	L	130-101	Indiana		November 4	W	113-110	Toronto
	March 15	W	110-97	Toronto	2000-01 (4-0)	March 20	W	102-81	Toronto
	January 16	L	111-104	Indiana		December 20	W	99-98 (OT)	Indiana
	December 10	W	101-88	Toronto		December 12	W	104-90	Toronto
2007-08 (3-1)	February 29	L	122-111	Toronto		November 23	W	111-91	Indiana
	February 25	W	102-98	Indiana	1999-00 (1-3)	April 12	L	77-73	Indiana
	December 14	W	104-93	Indiana		April 2	L	104-83	Toronto
	November 16	W	110-101	Toronto		February 16	L	109-101	Indiana
2006-07 (2-1)	February 23	W	110-88	Toronto		December 14	W	105-97	Toronto
	January 27	L	102-84	Indiana	1998-99 (1-2)	April 12	L	109-99	Toronto
	November 26	W	92-83	Toronto		April 1	W	88-87	Toronto
2005-06 (2-2)	April 17	L	120-95	Toronto			February 24	L	106-80
	April 5	L	111-103	Indiana	1997-98 (0-4)	April 17	L	107-98	Indiana
	March 12	W	93-89	Toronto		January 3	L	89-77	Indiana
	December 30	W	99-97	Indiana		December 15	L	108-101	Toronto
2004-05 (1-2)	April 11	L	94-90	Toronto		November 15	L	105-77	Toronto
	February 2	W	98-97	Indiana	1996-97 (0-4)	April 12	L	100-89	Toronto
	December 17	L	89-86	Indiana		March 25	L	98-84	Toronto
2003-04 (0-4)	April 7	L	94-90	Toronto			February 17	L	105-103
	April 2	L	84-64	Indiana		December 22	L	111-92	Indiana
	March 9	L	94-84	Indiana	1995-96 (0-4)	March 17	L	105-96	Indiana
	February 6	L	83-77	Toronto			January 16	L	110-102
						December 14	L	102-100	Toronto
						November 4	L	97-89	Indiana



2010-11 TORONTO VS. INDIANA

PLAYER	G-GS	MIN	FG-FGA	PCT	3FG-FGA	PCT	FT-FTA	PCT	OFF	DEF	TOT	AST	PF-DQ	STL	TO	BLK	PTS	AVG
Barbosa	2-0	57	17-35	.486	4-9	.444	3-4	.750	3	6	9	5	3-0	1	6	0	41	20.5
A. Johnson	2-2	67	15-27	.556	0-0	---	3-8	.375	8	9	17	3	7-0	3	3	1	33	16.5
Calderon	3-3	97	19-34	.559	3-5	.600	6-7	.857	2	3	5	19	5-0	4	4	1	47	15.7
J. Johnson (TOT)	1-1	25	6-6	1.000	0-0	---	1-2	.500	0	4	4	3	1-0	1	1	2	13	13.0
J. Johnson (TOR)	1-1	25	6-6	1.000	0-0	---	1-2	.500	0	4	4	3	1-0	1	1	2	13	13.0
Kleiza	1-0	17	5-12	.417	1-4	.250	1-1	1.000	2	2	4	0	3-0	0	4	0	12	12.0
DeRozan	3-3	100	13-37	.351	0-1	.000	7-10	.700	2	6	8	7	6-0	6	6	5	33	11.0
Bargnani	3-3	95	9-39	.231	0-12	.000	14-19	.737	3	11	14	4	10-0	0	4	3	32	10.7
Davis	3-1	78	14-23	.609	0-0	---	3-4	.750	12	15	27	2	10-0	0	4	5	31	10.3
Weems	3-2	65	12-28	.429	1-1	1.000	2-4	.500	2	6	8	3	3-0	2	8	0	27	9.0
Bayless (TOT)	3-0	53	9-23	.391	2-7	.286	3-3	1.000	2	6	8	6	9-0	2	3	0	23	7.7
Bayless (TOR)	3-0	53	9-23	.391	2-7	.286	3-3	1.000	2	6	8	6	9-0	2	3	0	23	7.7
Ajincja	1-1	14	2-7	.286	0-1	.000	0-0	---	1	2	3	1	3-0	0	1	4	4.0	
Wright	2-0	32	3-8	.375	0-1	.000	0-0	---	3	2	5	2	4-0	5	2	1	6	3.0
Dorsey	2-0	7	1-1	1.000	0-0	---	0-0	---	1	3	4	0	2-0	0	1	0	2	3.0
Evans	1-0	26	0-0	---	0-0	---	1-4	.250	6	10	16	3	4-0	0	1	0	1	1.0
RAPTORS	3	720	123-273	.451	11-40	.275	44-66	.667	46	83	129	57	67-0	24	48	18	301	100.3
PACERS	3	720	118-244	.484	28-61	.459	62-75	.827	37	100	137	70	54-0	27	57	14	326	108.7

2010-11 INDIANA VS. TORONTO

PLAYER	G-GS	MIN	FG-FGA	PCT	3FG-FGA	PCT	FT-FTA	PCT	OFF	DEF	TOT	AST	PF-DQ	STL	TO	BLK	PTS	AVG
Granger	3-3	103	19-48	.396	6-16	.375	13-14	.929	7	18	25	11	5-0	4	11	1	57	19.0
Rush	2-0	49	12-23	.522	7-12	.583	0-0	---	1	4	5	2	3-0	2	1	0	31	15.5
Collison	3-3	90	18-27	.667	3-4	.750	7-8	.875	0	9	9	14	5-0	3	9	1	46	15.3
Hillbert	3-3	79	17-33	.515	0-0	---	7-11	.636	7	13	20	8	11-0	2	12	4	41	13.7
George	2-1	56	8-18	.444	2-6	.333	8-9	.889	4	7	11	2	2-0	2	5	2	26	13.0
Hansbrough	3-1	59	13-28	.464	0-0	---	12-14	.857	4	10	14	2	8-0	3	2	0	38	12.7
Posey	1-0	20	4-8	.500	3-7	.429	0-0	---	0	3	3	2	2-0	0	0	0	11	11.0
Dunleavy	2-2	55	7-13	.538	3-5	.600	2-2	1.000	0	8	8	2	5-0	4	2	1	19	9.5
McRoberts	3-2	62	9-19	.474	1-4	.250	4-5	.800	6	10	16	10	4-0	4	5	3	23	7.7
S. Jones	1-0	16	2-5	.400	0-0	---	1-2	.500	3	3	6	2	1-0	0	1	0	5	5.0
Price	3-0	35	4-12	.333	2-4	.500	5-5	1.000	0	4	4	5	3-0	1	4	0	15	5.0
Ford	1-0	19	1-3	.333	0-1	.000	2-2	1.000	0	2	2	6	1-0	1	2	0	4	4.0
D. Jones	3-0	26	3-6	.500	1-2	.500	1-1	1.000	0	4	4	2	4-0	1	1	1	8	2.7
Foster	2-0	32	1-1	1.000	0-0	---	0-2	.000	5	5	10	2	4-0	0	1	1	2	1.0
PACERS	3	720	118-244	.484	28-61	.459	62-75	.827	37	100	137	70	54-0	27	57	14	326	108.7
RAPTORS	3	720	123-273	.451	11-40	.275	44-66	.667	46	83	129	57	67-0	24	48	18	301	100.3

CAREER STATISTICS VS. INDIANA

PLAYER	G-GS	MIN	FG-FGA	PCT	3FG-FGA	PCT	FT-FTA	PCT	OFF	DEF	TOT	AST	PF-DQ	STL	TO	BLK	PTS	AVG	HI
Bargnani	17-11	476	79-183	.432	20-64	.313	38-51	.745	19	67	86	19	54-1	5	31	12	216	12.7	34
Calderon	18-11	547	85-157	.541	17-34	.500	30-34	.882	6	44	50	151	37-0	18	34	2	217	12.1	21
Barbosa	14-1	335	61-139	.439	24-46	.522	22-27	.815	4	28	32	45	29-0	11	23	2	168	12.0	29
Kleiza	8-2	179	33-74	.446	7-29	.241	20-25	.800	15	17	32	3	24-0	3	14	1	93	11.6	21
Davis	3-1	78	14-23	.609	0-0	---	3-4	.750	12	15	27	2	10-0	0	4	5	31	10.3	13
DeRozan	5-5	130	18-48	.375	0-2	.000	12-17	.706	3	8	11	7	11-0	6	6	5	48	9.6	16
Magloire	29-14	593	70-169	.414	0-0	---	64-112	.571	83	138	221	15	77-2	12	32	34	204	7.0	19
A. Johnson	12-3	232	37-69	.536	0-0	---	11-23	.478	29	43	72	13	33-0	8	13	14	85	7.1	18
Butler	19-6	392	51-130	.392	19-55	.345	9-14	.643	6	49	55	17	35-0	4	12	5	130	6.8	21
Bayless	7-0	114	18-41	.439	2-9	.222	5-6	.833	2	16	18	11	16-0	3	8	1	43	6.1	11
Carter	18-4	336	39-90	.433	2-16	.125	7-11	.636	8	39	47	54	28-0	18	19	3	87	4.8	17
J. Johnson	4-1	48	7-8	.875	1-2	.500	1-2	.500	0	7	7	5	6-0	2	4	2	16	4.0	13
Gray	7-0	50	8-14	.571	0-0	---	4-6	.667	5	9	14	3	9-0	0	1	2	20	2.9	8
Forbes	2-0	25	5-11	.455	3-5	.600	4-6	.667	2	1	3	2	3-0	1	1	0	17	8.5	16

SERIES FACT

Current Streak.....	Won 1
Current Home Streak.....	Won 5
Current Road Streak.....	Lost 6
Last Home Win.....	March 11, 2011 (108-98)
Last Home Loss.....	February 29, 2008 (122-111)
Last Road Win.....	February 25, 2008 (102-98)
Last Road Loss.....	January 31, 2011 (104-93)
Largest Margin of Victory.....	23, March 15, 2009
Largest Margin of Defeat.....	29, April 8, 2009

2011-12 SCHEDULE

DATE	SITE	TIME (ET)
Wednesday, December 28	Toronto	6:00 p.m.
Friday, January 13	Toronto	7:00 p.m.
Monday, April 9	Indiana	7:00 p.m.

LOS ANGELES CLIPPERS



1111 South Centinela Blvd.
Suite 1100
Los Angeles, CA 90015
(310) 862-6000
www.clippers.com

TEAM DIRECTORY

President.....Andy Roeser
Vice President of Basketball Operations.....Neil Olshey
Head Coach.....Vinny Del Negro
Assistant Coaches.....Dean Demopoulos, Marc Iavaroni, Robert Pack
Athletic Trainer.....Jasen Powell
PR Staff... Joseph Safety, Rob Raichlen, Seth Burton, Ta'Nisha Cooper,
Steven Esparza
Television.....Ralph Lawler, Michael Smith
Radio.....Brian Sieman
Arena.....STAPLES Center (19,060); opened 1999



HEAD COACH
Vinny Del Negro

FRANCHISE BACKGROUND

History	Buffalo Braves, 1970-78;	NBA Titles	0
	San Diego Clippers, 1978-84;	Conference Titles	0
Colours	Los Angeles Clippers, 1984-present	Division Titles	0
	Red, White and Blue	2010-11 Record	32-50 (.390), 4th in Pacific
		2011 NBA Playoffs	Did Not Qualify

TORONTO RAPTORS VS. L.A. CLIPPERS OVERALL: 19-12 HOME: 11-5 ROAD: 8-7

SEASON	DATE	W/L	SCORE	SITE	SEASON	DATE	W/L	SCORE	SITE
2010-11	March 26	L	94-90	Los Angeles	2002-03	March 16	L	111-110	Los Angeles
(1-1)	February 13	W	98-93	Toronto	(1-1)	February 2	W	100-86	Toronto
2009-10	March 31	W	114-92	Toronto	2001-02	January 13	L	79-72	Toronto
(2-0)	November 13	W	104-89	Los Angeles	(1-1)	November 16	W	94-85	Los Angeles
2008-09	March 22	W	100-76	Toronto	2000-01	January 2	L	110-97	Los Angeles
(2-0)	December 22	W	97-75	Los Angeles	(1-1)	December 1	W	104-95	Toronto
2007-08	February 8	L	102-98	Toronto	1999-00	March 8	W	95-94	Los Angeles
(1-1)	December 18	W	80-77	Los Angeles	(2-0)	November 19	W	106-100	Toronto
2006-07	February 4	W	122-110	Toronto	1998-99	March 19	W	93-82	Toronto
(2-0)	December 20	W	98-96	Los Angeles	(1-0)				
2005-06	February 5	L	115-113 (OT)	Toronto	1997-98	March 13	L	152-120	Los Angeles
(0-2)	November 23	L	103-100	Los Angeles	(1-1)	January 14	W	109-101	Toronto
2004-05	February 13	W	109-106	Toronto	1996-97	February 28	L	94-92	Los Angeles
(1-1)	November 16	L	101-89	Los Angeles	(0-2)	January 7	L	87-80	Toronto
2003-04	January 9	L	78-88	Toronto	1995-96	April 2	W	104-103 (OT)	Toronto
(1-1)	December 28	W	94-88	Los Angeles	(2-0)	February 3	W	119-113 (OT)	Los Angeles



2010-11 TORONTO vs. L.A. CLIPPERS

PLAYER	G-GS	MIN	FG-FGA	PCT	3FG-FGA	PCT	FT-FTA	PCT	OFF	DEF	TOT	AST	PF-DQ	STL	TO	BLK	PTS	AVG
Bargnani	1-1	41	9-21	.429	1-3	.333	8-9	.889	1	5	6	2	3-0	0	2	0	27	27.0
Davis	2-1	76	14-19	.737	0-0	---	6-9	.667	11	14	25	4	10-0	2	0	3	34	17.0
J. Johnson (TOT)	1-1	34	5-13	.385	0-2	.000	4-5	.800	2	2	4	3	0-0	2	1	1	14	14.0
J. Johnson (TOR)	1-1	34	5-13	.385	0-2	.000	4-5	.800	2	2	4	3	0-0	2	1	1	14	14.0
Calderon	2-2	71	7-18	.389	1-5	.200	11-13	.846	1	6	7	13	7-0	3	5	1	26	13.0
Barbosa	2-0	56	8-22	.364	2-8	.250	7-8	.875	0	2	2	6	4-0	2	7	0	25	12.5
DeRozan	2-2	77	10-33	.303	0-3	.000	4-7	.571	3	10	13	3	6-0	2	5	1	24	12.0
Weems	1-1	22	3-7	.429	0-0	---	4-5	.800	2	1	3	0	2-0	2	0	0	10	10.0
Bayless (TOT)	3-0	44	7-17	.412	3-9	.333	4-7	.571	0	4	4	10	8-0	3	4	1	21	7.0
Bayless (TOR)	2-0	25	2-7	.286	2-6	.333	0-2	.000	0	2	2	1	4-0	2	3	1	6	3.0
A. Johnson	2-2	42	7-16	.438	0-0	---	0-1	.000	4	4	8	2	8-0	4	0	2	14	7.0
T. Johnson	1-0	8	1-3	.333	0-0	---	2-2	1.000	0	0	0	0	1-0	0	0	0	4	4.0
Ajincia (TOT)	1-0	11	1-5	.200	0-1	.000	0-0	---	1	3	4	0	2-0	1	0	1	2	2.0
Ajincia (TOR)	1-0	11	1-5	.200	0-1	.000	0-0	---	1	3	4	0	2-0	1	0	1	2	2.0
Dorsey	2-0	18	1-3	.333	0-0	---	0-0	---	3	2	5	1	2-0	0	2	2	2	1.0
RAPTORS	2	480	68-167	.407	6-28	.214	46-61	.754	28	51	79	35	49-0	20	27	12	188	94.0
CLIPPERS	2	480	71-161	.441	6-23	.261	39-57	.684	23	70	93	37	43-0	15	31	12	187	93.5

2010-11 L.A. CLIPPERS vs. TORONTO

PLAYER	G-GS	MIN	FG-FGA	PCT	3FG-FGA	PCT	FT-FTA	PCT	OFF	DEF	TOT	AST	PF-DQ	STL	TO	BLK	PTS	AVG
Griffin	2-2	76	16-36	.444	0-1	.000	11-19	.579	5	26	31	7	8-0	1	3	0	43	21.5
Davis	1-1	36	7-16	.438	0-2	.000	6-6	1.000	0	1	1	1	7	4-0	2	5	20	20.0
Cook	1-0	25	6-11	.545	3-5	.600	2-2	1.000	1	5	6	0	2-0	0	0	0	17	17.0
Gordon	1-1	37	7-14	.500	1-2	.500	2-2	1.000	1	1	2	5	3-0	3	5	2	17	17.0
Kaman	1-1	33	7-14	.500	0-0	---	3-3	1.000	3	9	12	3	3-0	0	2	3	17	17.0
Williams (TOT)	2-2	68	8-18	.444	1-5	.200	3-3	1.000	0	6	6	15	6-0	1	8	0	20	10.0
Williams (LAC)	1-1	33	3-7	.429	0-2	.000	3-3	1.000	0	3	3	6	4-0	1	2	0	9	9.0
Foye	2-1	68	9-26	.346	0-6	.000	1-1	1.000	2	6	8	4	5-0	3	4	1	19	9.5
Gomes	2-2	40	6-10	.600	2-3	.667	2-2	1.000	2	5	7	1	2-0	0	1	0	16	8.0
Jordan	2-1	36	4-5	.800	0-0	---	3-8	.375	3	6	9	0	8-0	0	4	1	5.5	5.5
Bledsoe	2-0	49	3-13	.231	0-2	.000	4-7	.571	3	3	6	4	1-0	4	7	0	10	5.0
Smith	1-0	9	2-13	.154	0-0	---	1-2	.500	2	0	2	0	1-0	1	0	0	5	5.0
Aminu	2-0	34	1-7	.143	0-0	---	1-2	.500	1	4	5	0	1-0	0	1	2	3	1.5
Moon (TOT)	2-1	30	1-5	.200	0-3	.000	0-0	---	1	6	7	0	1-0	0	0	0	2	1.0
Moon (LAC)	1-0	1	0-0	---	0-0	---	0-0	---	0	1	1	0	0-0	0	0	0	0	0.0
Diogu	1-0	3	0-0	---	0-0	---	0-0	---	0	0	0	0	1-0	0	0	0	0	0.0
CLIPPERS	2	480	71-161	.441	6-23	.261	39-57	.684	23	70	93	37	43-0	15	31	12	187	93.5
RAPTORS	2	480	68-167	.407	6-28	.214	46-61	.754	28	51	79	35	49-0	20	27	12	188	94.0

CAREER STATISTICS vs. L.A. CLIPPERS

PLAYER	G-GS	MIN	FG-FGA	PCT	3FG-FGA	PCT	FT-FTA	PCT	OFF	DEF	TOT	AST	PF-DQ	STL	TO	BLK	PTS	AVG	HI
Davis	2-1	76	14-19	.737	0-0	---	6-9	.667	11	14	25	4	10-0	2	0	3	34	17.0	21
Bargnani	8-4	231	39-98	.398	9-34	.265	21-25	.840	4	31	35	6	18-0	5	10	9	108	13.5	27
Barbosa	27-5	684	124-279	.444	32-89	.360	57-66	.864	14	71	85	67	64-2	28	31	4	337	12.5	24
Calderon	11-9	335	46-92	.500	8-20	.400	27-30	.900	7	25	32	86	25-0	11	18	2	127	11.5	18
Butler	16-7	424	62-150	.413	32-75	.427	14-17	.824	8	29	37	17	32-0	6	6	8	170	10.6	32
DeRozan	4-3	108	16-46	.348	0-3	.000	4-7	.571	3	11	14	4	8-0	2	7	1	36	9.0	17
Gray	4-1	57	13-17	.765	0-0	---	4-5	.800	6	9	15	2	12-1	0	3	1	30	7.5	9
J. Johnson	3-1	45	8-16	.500	1-3	.333	4-5	.800	2	4	6	3	1-0	2	1	1	21	7.0	14
Magloire	19-10	410	47-101	.465	0-0	---	34-57	.596	37	83	120	11	49-0	7	32	20	128	6.7	21
Bayless	10-0	157	21-59	.356	8-23	.348	16-21	.762	0	7	7	32	21-0	7	13	1	66	6.6	15
Carier	21-7	408	51-108	.472	3-17	.176	19-24	.792	7	40	47	78	42-0	20	34	2	124	5.9	20
Klezia	14-1	237	27-80	.338	4-29	.138	17-25	.680	14	25	39	9	20-0	4	5	2	75	5.4	15
A. Johnson	8-3	133	14-32	.438	0-0	---	2-5	.400	12	23	35	4	18-0	7	2	7	30	3.8	8
Forbes	3-0	12	2-6	.333	0-0	---	0-0	---	0	1	1	0	2-0	0	0	0	4	1.3	4

SERIES FACTS

Current Streak.....	Lost 1
Current Home Streak.....	Won 3
Current Road Streak.....	Lost 1
Last Home Win.....	February 13, 2011 (98-93)
Last Home Loss.....	February 8, 2008 (102-98)
Last Road Win.....	November 13, 2009 (104-89)
Last Road Loss.....	March 26, 2011 (94-90)
Largest Margin of Victory.....	24, March 22, 2009
Largest Margin of Defeat.....	32, March 13, 1998

2011-12 SCHEDULE

DATE	SITE	TIME (ET)
Sunday, January 22	Los Angeles	3:30 p.m.

LOS ANGELES LAKERS



555 North Nash Street
El Segundo, CA 90245
(310) 426-6000
www.lakers.com

TEAM DIRECTORY

General Manager.....Mitch Kupchak
Head Coach.....Mike Brown
Assistant Coaches.....John Kuester, Chuck Person, Quin Snyder
Coaching Consultant.....Ettore Messina
Athletic Trainer.....Gary Vitti
PR Staff.....John Black, Alison Bogli, Josh Rupprecht, Nick Mazzella,
Matt Fleeer
Television.....Bill Macdonald, Stu Lantz
Radio...John Ireland, Mychal Thompson, Fernando Gonzalez (Spanish),
Pepe Mantilla (Spanish)
Arena.....STAPLES Center (18,997); opened 1999



HEAD COACH
Mike Brown

FRANCHISE BACKGROUND

History	Minneapolis Lakers, 1948-60; Los Angeles Lakers, 1960-present	NBA Titles	16 (1949, '50, '52, '53, '54, '72, '80, '82, '85, '87, '88, '2000, '01, '02, '09, '10)
Colours	Purple and Gold	Conference Titles	31
		Division Titles	32
		2010-11 Record	57-25 (.695), 1st in Pacific
		2011 NBA Playoffs	Defeated New Orleans 4-2; Lost to Dallas 4-0

TORONTO RAPTORS VS. L.A. LAKERS

OVERALL: 6-24 HOME: 4-11 ROAD: 2-13

SEASON	DATE	W/L	SCORE	SITE	SEASON	DATE	W/L	SCORE	SITE
2010-11	December 19	L	120-110	Toronto	2002-03	December 29	L	104-88	Los Angeles
(0-2)	November 5	L	108-103	Los Angeles	(0-2)	December 22	L	109-107 (OT)	Toronto
2009-10	March 9	L	109-107	Los Angeles	2001-02	January 6	L	109-89	Toronto
(1-1)	January 24	W	106-105	Toronto	(1-1)	December 28	W	89-86	Los Angeles
2008-09	February 4	L	115-107	Toronto	2000-01	March 7	L	97-85	Los Angeles
(0-2)	November 30	L	112-99	Los Angeles	(0-2)	December 17	L	104-101	Toronto
2007-08	March 11	L	117-108	Los Angeles	1999-00	December 19	L	94-88	Toronto
(0-2)	February 1	L	121-101	Toronto	(1-1)	November 21	W	111-102	Los Angeles
2006-07	February 9	W	96-92	Toronto	1997-98	March 31	L	114-105	Toronto
(1-1)	November 17	L	107-100	Los Angeles	(0-2)	November 30	L	105-99	Los Angeles
2005-06	January 22	L	122-104	Los Angeles	1996-97	March 16	L	98-90 (OT)	Los Angeles
(0-2)	December 7	L	102-91	Toronto	(1-1)	November 8	W	93-92	Toronto
2004-05	February 27	W	108-102	Toronto	1995-96	March 31	L	111-106	Toronto
(1-1)	December 28	L	117-99	Los Angeles	(0-2)	December 8	L	120-103	Los Angeles
2003-04	February 1	L	84-83	Toronto					
(0-2)	November 12	L	94-79	Los Angeles					



2010-11 TORONTO VS. L.A. LAKERS

PLAYER	G-GS	MIN	FG-FGA	PCT	3FG-FGA	PCT	FT-FTA	PCT	OFF	DEF	TOT	AST	PF-DQ	STL	TO	BLK	PTS	AVG
DeRozan	2-2	74	13-30	.433	0-2	.000	12-13	.923	2	1	3	3	8-0	3	5	0	38	19.0
Calderon	2-1	63	15-23	.652	2-6	.333	2-2	1.000	0	5	5	20	3-0	3	6	0	34	17.0
Kleiza	2-2	59	15-29	.517	4-11	.364	0-0	---	1	10	11	2	8-0	3	6	0	34	17.0
Barbosa	2-0	45	9-25	.360	4-10	.400	6-7	.857	0	3	3	3	5-0	3	4	0	28	14.0
Bargnani	1-1	38	5-13	.385	1-2	.500	3-4	.750	1	2	3	1	2-0	1	3	1	14	14.0
Johnson	2-1	60	11-20	.550	0-0	---	4-4	1.000	10	11	21	4	7-0	3	3	1	26	13.0
Jack	1-1	23	4-7	.571	1-2	.500	2-2	1.000	1	3	4	5	2-0	0	2	0	11	11.0
Dorsey	1-0	17	2-3	.667	0-0	---	2-5	.400	3	1	4	2	4-0	3	2	0	6	6.0
Weems	1-0	6	2-5	.400	0-0	---	1-1	1.000	0	0	0	0	0-0	0	0	0	5	5.0
Andersen	1-0	10	1-2	.500	0-0	---	2-2	1.000	1	1	2	1	2-0	0	0	0	4	4.0
Bayless (TOT)	1-0	18	1-7	.143	0-2	.000	2-2	1.000	0	2	2	4	2-0	2	2	0	4	4.0
Bayless (TOR)	1-0	18	1-7	.143	0-2	.000	2-2	1.000	0	2	2	4	2-0	2	2	0	4	4.0
Evans	1-1	21	1-4	.250	0-0	---	1-2	.500	5	9	14	3	3-0	1	1	0	3	3.0
Wright	2-0	22	3-3	1.000	0-0	---	0-0	---	4	4	8	1	2-0	0	2	0	6	3.0
Alabi	2-0	6	0-0	---	0-0	---	0-0	---	0	1	1	0	1-0	0	0	0	0	0.0
Davis	1-1	17	0-3	.000	0-0	---	0-0	---	2	1	3	0	1-0	0	0	0	0	0.0
RAPTORS	2	480	82-174	.471	12-35	.343	37-44	.841	30	54	84	49	50-0	22	36	2	213	106.5
LAKERS	2	480	78-156	.500	14-40	.350	58-71	.817	21	56	77	42	41-0	21	29	9	228	114.0

2010-11 L.A. LAKERS VS. TORONTO

PLAYER	G-GS	MIN	FG-FGA	PCT	3FG-FGA	PCT	FT-FTA	PCT	OFF	DEF	TOT	AST	PF-DQ	STL	TO	BLK	PTS	AVG
Gasol	2-2	74	21-37	.568	0-0	---	7-8	.875	4	11	15	7	8-0	1	4	2	49	24.5
Bryant	2-2	63	12-24	.500	0-5	.000	19-21	.905	1	6	7	10	5-0	3	5	1	43	21.5
Bynum	1-0	18	4-6	.667	0-0	---	8-10	.800	5	2	7	0	2-0	0	0	1	16	16.0
Brown	2-0	40	9-14	.643	3-6	.500	5-5	1.000	0	4	4	2	3-0	1	1	2	26	13.0
Blake	2-0	37	6-11	.545	6-11	.545	2-2	1.000	0	4	4	4	2-0	1	2	0	20	10.0
Fisher	2-2	59	6-15	.400	2-5	.400	4-6	.667	1	3	4	4	5-0	8	3	0	18	9.0
Odom	2-2	73	7-19	.368	0-3	.000	4-9	.444	4	12	16	5	2-0	0	7	0	18	9.0
Barnes	2-0	44	5-14	.357	2-7	.286	2-2	1.000	3	9	12	4	5-0	3	1	1	14	7.0
Artest	2-2	46	5-9	.556	1-2	.500	2-2	1.000	1	3	4	2	4-0	2	2	0	13	6.5
Watson	2-0	21	2-5	.400	0-1	.000	5-6	.833	2	1	3	2	3-0	2	4	1	9	4.5
Ratiff	1-0	4	1-1	1.000	0-0	---	0-0	---	0	0	0	1	2-0	0	0	1	2	2.0
Character	1-0	2	0-1	.000	0-0	---	0-0	---	0	1	1	1	0-0	0	0	0	0	0.0
LAKERS	2	480	78-156	.500	14-40	.350	58-71	.817	21	56	77	42	41-0	21	29	9	228	114.0
RAPTORS	2	480	82-174	.471	12-35	.343	37-44	.841	30	54	84	49	50-0	22	36	2	213	106.5

CAREER STATISTICS VS. L.A. LAKERS

PLAYER	G-GS	MIN	FG-FGA	PCT	3FG-FGA	PCT	FT-FTA	PCT	OFF	DEF	TOT	AST	PF-DQ	STL	TO	BLK	PTS	AVG	HI
Bargnani	9-7	294	51-118	.432	16-41	.390	33-39	.846	9	41	50	10	23-0	3	13	10	151	16.8	28
DeRozan	4-4	119	21-48	.438	0-2	.000	17-21	.810	4	7	11	3	13-0	3	8	1	59	14.8	23
Barbosa	26-5	673	133-276	.482	47-105	.448	51-65	.785	11	45	56	78	51-1	23	45	0	364	14.0	30
Butler	20-11	566	90-195	.462	34-81	.420	21-25	.840	11	47	58	29	50-0	15	19	13	235	11.8	31
Kleiza	15-2	308	69-128	.539	21-54	.389	17-22	.773	11	49	60	14	42-0	9	18	1	176	11.7	29
Calderon	11-5	277	47-100	.470	5-25	.200	13-13	1.000	6	21	27	66	9-0	11	15	0	112	10.2	20
Bayless	7-1	105	17-39	.436	2-7	.286	21-28	.750	1	17	18	12	11-0	3	10	1	51	7.3	21
A. Johnson	7-1	133	21-37	.568	0-0	---	7-10	.700	16	33	49	6	19-0	6	9	6	49	7.0	14
Magloire	18-8	376	49-94	.521	0-0	---	24-37	.649	32	67	99	12	50-0	6	15	9	122	6.8	18
Gray	8-1	106	20-34	.588	0-0	---	2-7	.286	17	18	35	4	16-0	2	7	2	42	5.3	11
J. Johnson	2-0	15	3-7	.429	0-2	.000	2-2	1.000	0	1	1	1	1-0	0	1	1	8	4.0	8
Carter	20-6	352	28-73	.384	5-12	.417	12-15	.800	3	34	37	62	36-1	10	21	5	73	3.7	20
Alabi	1-0	6	0-0	---	0-0	---	0-0	---	0	1	1	0	1-0	0	0	0	0	0.0	0
Davis	1-1	17	0-3	.000	0-0	---	0-0	---	2	1	3	0	1-0	0	0	0	0	0.0	0
Forbes	1-0	16	3-5	.600	0-0	---	0-1	.000	1	2	3	0	0-0	2	0	1	6	6.0	6

SERIES FACTS VS. L.A. LAKERS

Current Streak.....	Lost 3
Current Home Streak.....	Lost 1
Current Road Streak.....	Lost 9
Last Home Win.....	January 24, 2010 (106-105)
Last Home Loss.....	December 19, 2010 (120-110)
Last Road Win.....	December 28, 2001 (89-86)
Last Road Loss.....	November 5, 2010 (108-103)
Largest Margin of Victory.....	9, November 21, 1999
Largest Margin of Defeat.....	20, twice - last February 1, 2008

2011-12 SCHEDULE

DATE	SITE	TIME (ET)
Sunday, February 12	Toronto	1:00 p.m.

MEMPHIS GRIZZLIES



191 Beale Street
 Memphis, TN 38103
 (901) 205-1234
 www.grizzlies.com

TEAM DIRECTORY

General Manager/VP of Basketball Operations Chris Wallace
 Head Coach Lionel Hollins
 Assistant Coaches David Joergler, Henry Bibby, Barry Hecker,
 Mitchell Anderson
 Athletic Trainer Drew Graham
 PR Staff Ross Wooden
 Television Pete Pranic, Sean Tuohy, Brevin Knight, Rob Fischer
 Radio Eric Hasseltine, Hank McDowell, Elliot Perry
 Arena FedExForum (18,119); opened 2004



HEAD COACH
 Lionel Hollins

FRANCHISE BACKGROUND

History	Vancouver, 1995-01; Memphis 2001-present	NBA Titles	0
Colours	Teal, Red, Bronze and Black	Conference Titles	0
		Division Titles	0
		2010-2011 Record	46-36 (.561), 4th in Southwest
		2011 NBA Playoffs	Defeated San Antonio 4-2; Lost to Oklahoma City 4-3

TORONTO RAPTORS VS. MEMPHIS GRIZZLIES OVERALL: 13-18 HOME: 8-8 ROAD: 5-10

SEASON	DATE	W/L	SCORE	SITE	SEASON	DATE	W/L	SCORE	SITE
2010-11	January 24	L	100-98	Toronto	2002-03	March 9	L	119-106	Toronto
(0-2)	December 27	L	96-85	Memphis	(1-1)	December 1	W	92-87	Memphis
2009-10	February 17	L	109-102 OT	Toronto	2001-02	January 8	L	84-81	Memphis
(0-2)	October 30	L	115-107	Memphis	(1-1)	November 29	W	91-88	Toronto
2008-09	February 7	L	78-70	Memphis	2000-01	March 25	W	102-92	Toronto
(1-1)	January 9	W	103-82	Toronto	(2-0)	March 11	W	101-84	Vancouver
2007-08	November 28	W	103-91	Toronto	1999-00	March 5	W	94-92	Vancouver
(2-0)	November 21	W	95-89	Memphis	(1-1)	January 9	L	107-97	Toronto
2006-07	March 7	W	94-87	Toronto	1998-99	February 21	W	102-87	Toronto
(1-1)	December 30	L	110-104	Memphis	(1-0)				
2005-06	February 21	L	94-88	Memphis	1997-98	March 8	L	113-106	Vancouver
(0-2)	November 30	L	92-86	Toronto	(1-1)	February 22	W	113-105 (OT)	Toronto
2004-05	April 6	L	104-74	Toronto	1996-97	March 9	W	81-77	Toronto
(0-2)	March 4	L	86-75	Memphis	(1-1)	January 19	L	100-92	Vancouver
2003-04	March 28	L	94-88	Toronto	1995-96	January 25	L	106-101 (OT)	Toronto
(0-2)	March 23	L	95-86	Memphis	(1-1)	December 10	W	93-81	Vancouver



2010-11 TORONTO VS. MEMPHIS

PLAYER	G-GS	MIN	FG-FGA	PCT	3FG-FGA	PCT	FT-FTA	PCT	OFF	DEF	TOT	AST	PF-DQ	STL	TO	BLK	PTS	AVG
Bargnani	1-1	44	13-27	.481	0-4	.000	3-3	1.000	2	3	5	3	1-0	1	3	1	29	29.0
Kleiza	1-1	39	10-16	.625	2-5	.400	0-0	---	1	3	4	1	4-0	0	5	1	22	22.0
DeRozan	2-2	78	16-33	.485	0-2	.000	11-15	.733	3	10	13	4	5-0	1	4	2	43	21.5
Calderon	1-1	36	6-11	.545	1-3	.333	0-0	---	0	3	3	9	1-0	3	4	0	13	13.0
Barbosa	1-0	27	5-15	.333	0-6	.000	1-1	1.000	0	2	2	3	1-0	2	3	0	11	11.0
Bayless (TOT)	2-1	54	8-17	.471	1-8	.125	5-6	.833	1	7	8	12	4-0	2	7	0	22	11.0
Bayless (TOR)	2-1	54	8-17	.471	1-8	.125	5-6	.833	1	7	8	12	4-0	2	7	0	22	11.0
Dorsey	1-1	30	5-6	.833	0-0	---	0-5	.000	5	8	13	3	6-1	1	3	1	10	10.0
Gaines (TOT)	1-0	17	3-10	.300	0-4	.000	0-0	---	1	2	3	1	1-0	1	1	0	6	6.0
Gaines (TOR)	1-0	17	3-10	.300	0-4	.000	0-0	---	1	2	3	1	1-0	1	1	0	6	6.0
Wright	2-1	42	5-7	.714	0-0	---	1-4	.250	3	6	9	1	2-0	0	1	2	11	5.5
Johnson	2-2	58	4-9	.444	0-0	---	2-3	.667	1	9	10	4	8-0	1	3	2	10	5.0
Ajinca	1-0	3	1-1	1.000	1-1	1.000	0-0	---	0	0	0	0	1-0	0	0	0	3	3.0
Davis	2-0	47	3-7	.429	0-0	---	0-1	.000	4	2	6	0	5-0	1	1	6	6	3.0
Dupree	1-0	1	0-0	---	0-0	---	0-0	---	0	0	0	0	0-0	0	0	0	0	0.0
Weems	1-0	8	0-2	.000	0-0	---	0-0	---	0	0	0	0	0-0	0	1	0	0	0.0
RAPTORS	2	480	78-160	.488	4-32	.125	23-38	.605	21	55	76	41	38-1	13	36	15	183	91.5
GRIZZLIES	2	480	76-162	.469	7-23	.304	37-48	.771	25	54	79	36	40-0	21	30	12	196	98.0

2010-11 MEMPHIS VS. TORONTO

PLAYER	G-GS	MIN	FG-FGA	PCT	3FG-FGA	PCT	FT-FTA	PCT	OFF	DEF	TOT	AST	PF-DQ	STL	TO	BLK	PTS	AVG
Gay	2-2	80	14-33	.424	3-8	.375	8-10	.800	3	9	12	8	8-0	6	5	2	39	19.5
Randolph	2-2	72	16-37	.432	0-1	.000	6-6	1.000	6	14	20	3	6-0	1	5	0	38	19.0
Mayo	2-0	59	9-19	.474	3-10	.300	6-7	.857	1	4	5	2	3-0	1	2	1	27	13.5
Gasol	2-2	72	11-22	.500	0-0	---	4-5	.800	6	7	13	6	7-0	0	6	6	26	13.0
Conley	2-2	74	9-16	.563	1-2	.500	6-12	.500	2	5	7	10	3-0	3	5	1	25	12.5
Allen	2-0	44	9-15	.600	0-0	---	4-4	1.000	1	8	9	2	3-0	8	3	1	22	11.0
Arthur	2-0	41	6-13	.462	0-0	---	3-4	.750	4	4	8	1	5-0	2	0	1	15	7.5
Vasquez	2-0	19	1-4	.250	0-2	.000	0-0	---	2	1	3	3	2-0	0	2	0	2	1.0
Young	2-2	19	1-3	.333	0-0	---	0-0	---	0	1	1	1	3-0	0	2	0	2	1.0
Haddadi	1-0	1	0-0	---	0-0	---	0-0	---	0	1	1	0	0-0	0	0	0	0	0.0
Thabeet	1-0	0	0-0	---	0-0	---	0-0	---	0	0	0	0	0-0	0	0	0	0	0.0
GRIZZLIES	2	480	76-162	.469	7-23	.304	37-48	.771	25	54	79	36	40-0	21	30	12	196	98.0
RAPTORS	2	480	78-160	.488	4-32	.125	23-38	.605	21	55	76	41	38-1	13	36	15	183	91.5

CAREER STATISTICS VS. MEMPHIS

PLAYER	G-GS	MIN	FG-FGA	PCT	3FG-FGA	PCT	FT-FTA	PCT	OFF	DEF	TOT	AST	PF-DQ	STL	TO	BLK	PTS	AVG	HI
Bargnani	9-6	298	51-129	.395	11-35	.314	22-31	.710	14	51	65	14	30-1	3	17	8	135	15.0	29
DeRozan	4-4	120	23-50	.460	0-3	.000	12-17	.706	7	14	21	6	7-0	1	5	3	58	14.5	25
Barbosa	22-8	614	110-237	.464	35-93	.376	59-68	.868	8	49	57	67	51-0	24	37	3	314	14.3	28
Calderon	10-7	328	44-92	.478	8-22	.364	26-28	.929	3	31	34	70	20-0	8	27	0	122	12.2	18
Kleiza	14-3	278	49-114	.430	9-43	.209	22-33	.667	9	36	45	7	30-0	4	18	3	129	9.2	22
Magloire	22-9	502	70-133	.526	0-1	.000	56-82	.683	64	96	160	18	59-0	12	39	15	196	8.9	20
Butler	24-10	551	70-183	.383	26-77	.338	4-7	.571	11	43	54	15	37-0	4	8	11	170	7.1	17
Carter	21-9	450	54-99	.545	7-20	.350	15-27	.556	9	38	47	88	35-0	21	37	4	130	6.2	20
Bayless	8-1	123	18-40	.450	1-10	.100	11-13	.846	3	15	18	22	12-0	4	15	1	48	6.0	15
A. Johnson	6-2	105	12-21	.571	0-0	---	2-3	.667	5	18	23	9	19-0	1	4	9	26	4.3	10
Davis	2-0	47	3-7	.429	0-0	---	0-1	.000	4	2	6	0	5-0	1	1	6	6	3.0	4
J. Johnson	2-0	30	2-5	.400	0-2	.000	2-4	.500	1	3	4	3	8-1	0	3	4	6	3.0	4
Gray	11-1	140	10-22	.455	0-0	---	8-9	.889	16	23	39	7	33-1	3	10	8	28	2.5	8
Forbes	2-0	32	8-16	.500	1-4	.250	1-2	.500	2	1	3	0	4-0	1	0	0	18	9.0	10

SERIES FACTS

Current Streak.....	Lost 5
Current Home Streak.....	Lost 2
Current Road Streak.....	Lost 3
Last Home Win.....	January 9, 2009 (103-82)
Last Home Loss.....	January 24, 2011 (100-98)
Last Road Win.....	November 21, 2007 (95-89)
Last Road Loss.....	December 27, 2010 (96-85)
Largest Margin of Victory.....	21, January 9, 2009
Largest Margin of Defeat.....	30, April 6, 2005

2011-12 SCHEDULE

DATE	SITE	TIME (ET)
Friday, March 2	Toronto	7:00 p.m.
Friday, March 16	Memphis	8:00 p.m.



**MIAMI
HEAT**

601 Biscayne Blvd.
Miami, FL 33132
(786) 777-4328
www.heat.com

TEAM DIRECTORY

President.....Pat Riley
Head Coach..... Erik Spoelstra
Assistant Coaches.....Bob McAdoo, Keith Askins, Ron Rothstein,
David Fizdale, Chad Kammerer
Athletic Trainer.....Jay Sabol
PR staff.....Tim Donovan, Rob Wilson, Michael Lissack, Nick Maiorana
Television.....Eric Reid, Tony Fiorentino, Jason Jackson
Radio.....Mike Inglis, John Crotty,
Jose Paneda (Spanish), Joe Pujala (Spanish)
Arena.....AmericanAirlines Arena (19,600); opened in 2000



HEAD COACH
Erik Spoelstra

FRANCHISE BACKGROUND

History Founded in 1988
Colours Red, Yellow, Black and White

NBA Titles 1 (2006)
Conference Titles 2
Division Titles 8
2010-11 Record 58-24 (.707), 1st in Southeast
2011 NBA Playoffs Defeated Philadelphia 4-1; Defeated Boston 4-1;
Defeated Chicago 4-1; Lost to Dallas 4-2

TORONTO RAPTORS VS. MIAMI HEAT

OVERALL 21-37 HOME: 13-15 ROAD: 8-22

SEASON	DATE	W/L	SCORE	SITE	SEASON	DATE	W/L	SCORE	SITE
2010-11 (0-4)	April 13	L	97-79	Toronto	2002-03 (0-4)	April 15	L	103-99	Toronto
	February 16	L	103-95	Toronto		April 8	L	89-83	Miami
	January 22	L	120-103	Miami		April 21	L	107-98	Miami
	November 13	L	109-100	Miami		December 20	L	97-77	Toronto
2009-10 (2-2)	March 28	L	97-94	Miami	2001-02 (3-1)	March 27	W	81-80	Toronto
	January 27	W	111-103	Toronto		March 8	W	83-74	Miami
	December 15	L	115-95	Miami		December 23	W	83-76	Toronto
2008-09 (2-1)	November 20	W	120-113	Toronto	Oct. 31	L	97-92	Miami	
	March 6	L	108-102	Toronto	2000-01 (2-2)	April 13	W	94-82	Toronto
	November 19	W	101-95	Miami		March 27	W	101-92	Miami
November 16	W	107-96	Toronto	February 15		L	98-90 (OT)	Toronto	
2007-08 (4-0)	April 14	W	91-75	Toronto	January 24	L	103-83	Miami	
	March 19	W	96-54	Toronto	1999-00 (2-1)	April 18	L	97-73	Miami
	March 5	W	108-83	Miami		January 28	W	108-93	Toronto
February 4	W	114-82	Miami	November 4		W	97-86	Toronto	
2006-07 (1-2)	April 3	L	92-89	Miami	1998-99 (0-3)	April 6	L	92-70	Toronto
	March 28	W	96-83	Toronto		March 11	L	83-73	Miami
	December 11	L	99-77	Miami		February 11	L	102-84	Miami
2005-06 (1-3)	April 11	L	106-97	Miami	1997-98 (0-4)	April 10	L	111-105	Toronto
	March 29	L	98-94	Toronto		February 15	L	116-95	Toronto
	February 27	L	101-94	Miami		November 22	L	108-104	Miami
	November 20	W	107-94	Toronto		Oct. 31	L	114-101	Miami
2004-05 (1-3)	March 29	L	103-91	Miami	1996-97 (1-3)	April 5	L	98-94	Miami
	January 26	L	111-96	Toronto		March 30	W	102-97	Toronto
	December 12	L	106-98	Toronto		January 23	L	99-87	Toronto
2003-04 (1-2)	November 30	W	94-92	Miami	December 14	L	89-88	Miami	
	March 2	W	89-86	Miami	1995-96 (1-2)	March 8	L	109-79	Miami
	December 14	L	90-89	Toronto		February 13	W	98-87	Miami
November 29	L	78-66	Miami	December 3		L	112-94	Toronto	



2010-11 TORONTO VS. MIAMI

PLAYER	G-GS	MIN	FG-FGA	PCT	3FG-FGA	PCT	FT-FTA	PCT	OFF	DEF	TOT	AST	PF-DQ	STL	TO	BLK	PTS	AVG
Bargnani	3-3	119	33-73	.452	10-15	.667	12-14	.857	4	13	17	1	10-0	0	9	0	88	29.3
DeRozan	4-4	161	37-77	.481	0-5	.000	19-26	.731	2	14	16	9	12-0	7	4	2	93	23.3
J. Johnson (TOT)	1-1	42	4-10	.400	0-1	.000	4-7	.571	3	3	6	6	3-0	0	1	1	12	12.0
J. Johnson (TOR)	1-1	42	4-10	.400	0-1	.000	4-7	.571	3	3	6	6	3-0	0	1	1	12	12.0
Calderon	3-2	103	11-24	.458	5-9	.556	7-8	.875	0	7	7	29	6-0	3	4	0	34	11.3
A. Johnson	3-3	79	13-26	.500	0-0	---	7-8	.875	9	11	20	5	13-0	3	4	7	33	11.0
Weems	2-2	58	5-10	.500	0-2	.500	6-8	.750	2	3	5	6	5-0	0	3	0	17	8.5
Bayless (TOT)	4-1	98	7-23	.304	1-4	.250	16-17	.941	0	10	10	8	8-0	2	11	1	30	7.5
Bayless (TOR)	3-1	86	7-21	.333	0-4	.000	16-17	.941	0	9	9	8	9-0	2	9	1	30	10.0
Ajinca (TOT)	2-0	26	4-8	.500	1-3	.333	5-6	.833	1	1	2	0	7-0	0	1	2	14	7.0
Ajinca (TOR)	2-0	26	4-8	.500	1-3	.333	5-6	.833	1	1	2	0	7-0	0	1	2	14	7.0
Davis	3-1	88	10-16	.625	0-0	---	1-3	.333	10	21	31	1	10-0	4	6	1	21	7.0
Barbosa	1-0	26	1-7	.143	0-2	.000	3-3	1.000	0	1	1	4	1-0	1	0	0	5	5.0
Wright	3-1	66	7-22	.318	0-5	.000	0-2	.000	1	4	5	4	4-0	2	3	3	14	4.7
Dorsey	2-1	48	4-5	.800	0-0	---	1-4	.250	6	12	18	2	7-0	7	2	1	9	4.5
Andersen	1-0	14	2-8	.333	0-1	.000	0-0	---	2	3	5	0	1-0	0	0	0	4	4.0
Jack	1-1	23	1-6	.167	0-2	.000	1-1	1.000	1	4	5	3	1-0	0	1	0	3	3.0
Alabi	2-0	13	0-2	.000	0-0	---	0-0	---	1	1	2	0	0-0	0	1	2	0	0.0
Gaines	1-0	5	0-1	.000	0-0	---	0-0	---	0	2	2	1	0-0	0	1	0	0	0.0
RAPTORS	4	960	139-314	.443	17-49	.347	82-107	.766	42	109	151	79	89-0	29	51	20	377	94.3
HEAT	4	960	155-313	.495	34-73	.466	85-113	.752	44	125	169	87	76-0	20	55	17	429	107.3

2010-11 MIAMI VS. TORONTO

PLAYER	G-GS	MIN	FG-FGA	PCT	3FG-FGA	PCT	FT-FTA	PCT	OFF	DEF	TOT	AST	PF-DQ	STL	TO	BLK	PTS	AVG
Miller	1-1	33	12-20	.600	6-11	.545	2-3	.667	3	7	10	3	4-0	1	3	0	32	32.0
Wade	2-2	75	21-34	.618	0-1	.000	17-24	.708	4	11	15	3	2-0	1	6	3	59	29.5
James	3-3	115	30-66	.441	1-6	.167	23-35	.657	5	21	26	25	3-0	4	9	1	84	28.0
Bosh	2-2	60	11-24	.458	0-1	.000	15-16	.938	2	10	12	6	7-0	1	3	0	37	18.5
House	4-1	113	22-49	.449	12-27	.444	3-3	1.000	0	7	7	4	3-0	1	4	0	59	14.8
Howard	2-0	50	9-16	.563	0-0	---	4-4	1.000	3	7	10	1	4-0	0	1	1	22	11.0
Jones	4-2	96	12-24	.500	9-13	.692	8-9	.889	0	13	13	2	9-0	2	2	1	41	10.3
Haslem	1-0	37	4-8	.500	0-0	---	2-2	1.000	5	5	10	0	2-0	1	2	0	10	10.0
Dampier	1-0	28	3-3	1.000	0-0	---	2-4	.500	3	7	10	0	3-0	0	0	2	8	8.0
Magloire	1-0	29	3-4	.750	0-0	---	2-4	.500	5	14	19	0	4-0	2	1	0	8	8.0
Ilgaukas	4-4	75	13-20	.650	0-0	---	5-6	.833	5	3	8	2	13-0	0	5	2	31	7.5
Bibby (TOT)	4-4	104	10-33	.303	8-20	.400	2-2	1.000	0	8	8	12	2-0	2	10	0	30	7.5
Bibby (MIA)	1-1	16	3-8	.375	1-3	.333	0-0	---	0	1	1	1	0-0	1	0	0	7	7.0
Chalmers	4-2	106	7-14	.500	5-10	.500	1-1	1.000	1	8	9	28	8-0	5	8	2	20	5.0
Arroyo	3-1	46	3-10	.300	0-1	.000	0-0	---	1	4	5	8	3-0	0	4	0	6	2.0
Pittman	1-0	9	1-2	.500	0-0	---	0-0	---	1	0	1	0	1-0	0	0	0	2	2.0
Anthony	4-1	72	1-9	.111	0-0	---	1-2	.500	6	7	13	4	10-0	1	1	5	3	0.8
HEAT	4	960	155-313	.495	34-73	.466	85-113	.752	44	125	169	87	76-0	20	55	17	429	107.3
RAPTORS	4	960	139-314	.443	17-49	.347	82-107	.766	42	109	151	79	89-0	29	51	20	377	94.3

CAREER STATISTICS VS. MIAMI

PLAYER	G-GS	MIN	FG-FGA	PCT	3FG-FGA	PCT	FT-FTA	PCT	OFF	DEF	TOT	AST	PF-DQ	STL	TO	BLK	PTS	AVG	HI
Bargnani	15-13	507	116-235	.502	26-58	.448	34-37	.919	14	55	69	19	35-0	3	30	14	296	19.7	38
DeRozan	7-6	235	42-91	.462	0-6	.000	28-35	.800	4	27	31	9	19-0	11	8	3	112	16.0	30
J. Johnson	3-3	104	15-30	.500	2-5	.400	6-11	.545	8	9	17	9	8-0	0	5	3	38	12.7	20
Butler	9-4	240	39-91	.429	18-44	.409	8-11	.727	6	27	33	8	12-0	4	10	1	104	11.6	31
Barbosa	12-1	270	47-117	.402	19-57	.333	14-17	.824	0	14	14	29	26-0	8	19	1	127	10.6	20
Kleiza	8-1	155	22-52	.423	5-17	.294	15-19	.789	8	17	25	5	14-0	0	9	3	64	8.0	21
Magloire	24-15	601	61-154	.396	0-0	---	45-64	.703	65	114	179	15	74-2	2	42	30	167	7.0	18
Davis	3-1	88	10-16	.625	0-0	---	1-3	.333	10	21	31	1	10-0	4	6	1	21	7.0	8
Calderon	17-9	449	44-96	.458	13-30	.433	14-22	.636	5	34	39	131	27-0	21	22	0	115	6.8	15
Bayless	7-1	123	10-30	.333	2-8	.250	16-17	.941	1	14	15	11	12-0	2	13	1	38	5.4	21
A. Johnson	14-4	226	32-94	.593	0-0	---	10-17	.588	18	33	51	8	42-0	5	10	18	74	5.3	14
Gray	5-1	60	11-14	.786	0-0	---	4-7	.571	6	7	13	4	13-0	1	4	2	26	5.2	12
Carter	10-3	181	12-36	.333	0-8	.000	5-6	.833	2	8	10	28	14-0	8	13	2	29	2.9	8
Alabi	2-0	13	0-2	.000	0-0	---	0-0	---	1	1	2	0	0-0	0	1	2	0	0.0	0
Forbes	2-0	20	2-5	.400	1-1	1.000	1-2	.500	1	2	3	2	1-0	2	2	0	6	3.0	3

SERIES FACTS

Current Streak.....	Lost 5
Current Home Streak.....	Lost 2
Current Road Streak.....	Lost 4
Last Home Win.....	January 27, 2010 (111-103)
Last Home Loss.....	April 13, 2011 (97-79)
Last Road Win.....	November 19, 2008 (101-95)
Last Road Loss.....	January 22, 2011 (120-103)
Largest Margin of Victory.....	42, March 19, 2008
Largest Margin of Defeat.....	30, March 8, 1996

2011-12 SCHEDULE

DATE	SITE	TIME (ET)
Sunday, February 5	Miami	1:00 p.m.
Friday, March 30	Toronto	7:00 p.m.
Wednesday, April 18	Miami	7:30 p.m.

MILWAUKEE BUCKS



Bradley Center
1001 North Fourth Street
Milwaukee, WI 53203
(414) 227-0500
www.bucks.com

TEAM DIRECTORY

PresidentHerb Kohl
General Manager.....John Hammond
Head Coach.....Scott Skiles
Assistant Coaches.....Jim Boylan, Joe Wolf, Sidney Moncrief,
Bill Peterson, Anthony Goldwire
Athletic Trainer.....Marc Boff
PR Staff.....Dan Smyczek, Mark Rosenberg
Television.....Jim Paschke, Jon McGlocklin
Radio.....Ted Davis, Dennis Krause
Arena.....Bradley Center (18,717); opened 1988



HEAD COACH
Scott Skiles

FRANCHISE BACKGROUND

History	Founded in 1968	NBA Titles	1 (1971)
Colours	Forest Green, Red and Silver	Conference Titles	2
		Division Titles	13
		2010-11 Record	35-47 (427) 3rd in Central
		2011 NBA Playoffs	Did not qualify

TORONTO RAPTORS VS. MILWAUKEE BUCKS

OVERALL: 22-39 HOME: 12-18 ROAD: 10-21

SEASON	DATE	W/L	SCORE	SITE	SEASON	DATE	W/L	SCORE	SITE
2010-11 (0-4)	April 11	L	93-86	Milwaukee	2001-02 (0-4)	April 16	L	105-89	Milwaukee
	March 30	L	104-98	Toronto		February 17	L	91-86	Toronto
	February 8	L	92-74	Milwaukee		December 6	L	95-89	Milwaukee
	January 28	L	116-110 (OT)	Toronto		November 22	L	78-75	Toronto
2009-10 (1-2)	January 22	W	101-96	Toronto	2000-01 (1-3)	April 14	L	112-86	Milwaukee
	January 20	L	113-107	Milwaukee		March 13	L	101-97	Toronto
	December 9	L	117-95	Milwaukee		December 15	L	104-97	Milwaukee
2008-09 (2-2)	March 25	W	115-106	Toronto	November 18	W	111-102	Toronto	
	January 30	L	96-85	Toronto	1999-00 (2-2)	February 5	W	98-95	Milwaukee
	January 5	L	107-97	Milwaukee		January 15	L	118-97	Milwaukee
	November 1	W	91-87	Milwaukee		January 14	W	115-110	Toronto
December 10	L	107-91	Toronto	1998-99 (1-3)		May 4	L	99-86	Milwaukee
April 9	W	111-93	Toronto		April 28	L	115-102	Milwaukee	
January 25	W	106-75	Toronto		February 19	W	90-82	Toronto	
2007-08 (2-1)	November 6	L	112-85	Milwaukee	February 9	L	91-77	Toronto	
	March 12	W	108-94	Milwaukee	1997-98 (1-3)	April 8	L	107-100	Toronto
	March 2	L	94-81	Toronto		April 7	L	114-105	Milwaukee
	January 10	W	90-77	Milwaukee		February 20	L	94-89	Milwaukee
2006-07 (3-1)	November 3	W	108-92	Toronto	December 19	W	92-91	Toronto	
	March 26	L	125-116 (OT)	Milwaukee	1996-97 (1-3)	April 15	L	92-85	Milwaukee
	March 17	W	97-96	Toronto		February 14	L	106-102	Toronto
January 27	L	108-87	Milwaukee	February 11		L	101-96	Milwaukee	
2005-06 (1-2)	January 7	L	107-105 (OT)	Toronto	December 19	W	96-93	Toronto	
	April 19	W	127-109	Milwaukee	1995-96 (2-2)	April 9	W	102-96	Milwaukee
	February 25	W	106-102	Milwaukee		February 7	L	93-88	Toronto
	February 9	L	110-107	Toronto		December 26	W	93-87	Toronto
2003-04 (1-3)	January 7	L	107-105 (OT)	Toronto	November 22	L	96-86	Milwaukee	
	April 14	W	89-87	Milwaukee					
	April 4	L	90-83	Toronto					
	January 23	L	98-86	Milwaukee					
2002-03 (2-2)	November 23	L	82-82	Toronto					
	April 11	L	105-103	Toronto					
	February 4	W	98-95	Milwaukee					
	January 15	L	99-87	Toronto					
	December 17	W	122-117 (OT)	Milwaukee					



2010-11 TORONTO VS. MILWAUKEE

PLAYER	G-GS	MIN	FG-FGA	PCT	3FG-FGA	PCT	FT-FTA	PCT	OFF	DEF	TOT	AST	PF-DQ	STL	TO	BLK	PTS	AVG
Bargnani	3-3	106	26-58	.448	2-12	.167	14-15	.933	3	8	11	5	10-0	0	8	0	68	22.7
DeRozan	4-4	151	26-56	.464	0-1	.000	14-17	.824	3	12	15	7	9-0	9	9	0	66	16.5
Barbosa	2-0	47	11-25	.440	2-9	.222	2-2	1.000	1	2	3	4	2-0	1	5	0	26	13.0
Calderon	3-3	100	13-38	.342	2-7	.286	4-4	1.000	2	7	9	25	3-0	5	12	0	32	10.7
A. Johnson	3-3	84	10-19	.526	0-0	---	12-15	.800	11	18	29	5	11-0	2	1	4	32	10.7
J. Johnson (TOT)	2-2	70	9-17	.529	0-3	.000	2-2	1.000	4	6	10	5	8-0	1	4	1	20	10.0
J. Johnson (TOR)	2-2	70	9-17	.529	0-3	.000	2-2	1.000	4	6	10	5	8-0	1	4	1	20	10.0
Bayless (TOT)	5-1	105	14-37	.378	2-9	.222	10-13	.769	2	6	8	14	9-0	5	13	1	47	12.3
Bayless (TOR)	3-1	86	13-33	.394	2-8	.250	9-12	.750	1	5	6	14	8-0	5	7	1	30	8.0
Dorsey	2-1	39	4-14	.286	0-0	---	6-8	.750	11	11	22	2	4-0	1	3	1	14	7.0
Davis	4-1	112	10-21	.476	0-0	---	5-7	.714	7	24	31	3	15-0	0	3	4	25	6.3
Ajinca (TOT)	3-0	36	7-16	.438	1-3	.333	2-2	1.000	3	6	9	1	9-0	2	4	1	17	5.7
Ajinca (TOR)	2-0	29	7-14	.500	1-2	.500	2-2	1.000	3	5	8	1	7-0	2	4	1	17	8.5
Weems	3-1	76	6-23	.261	0-3	.000	2-2	1.000	2	6	8	8	3-0	0	1	0	14	4.7
Evans	1-0	14	2-4	.500	0-0	---	0-0	---	2	3	5	0	2-0	0	0	0	4	4.0
Wright	3-1	48	3-5	.600	0-0	---	1-2	.500	0	5	5	1	3-0	1	2	0	7	2.3
T. Johnson	2-0	13	2-6	.333	0-0	---	0-0	---	2	0	2	4	2-0	0	0	0	4	2.0
Alabi	2-0	9	1-2	.500	0-0	---	0-0	---	2	2	4	0	0-0	0	0	0	2	1.0
RAPTORS	4	985	143-335	.427	9-45	.200	73-88	.830	54	114	168	84	87-0	27	60	12	368	92.0
BUCKS	4	985	150-311	.482	20-64	.313	85-111	.766	43	128	171	87	74-1	33	60	26	405	101.3

2010-11 MILWAUKEE VS. TORONTO

PLAYER	G-GS	MIN	FG-FGA	PCT	3FG-FGA	PCT	FT-FTA	PCT	OFF	DEF	TOT	AST	PF-DQ	STL	TO	BLK	PTS	AVG
Gordon	2-1	62	14-31	.452	0-0	---	13-15	.867	10	12	22	6	7-0	1	4	3	41	20.5
Jennings	3-3	107	21-48	.438	3-11	.273	13-14	.929	1	8	9	13	5-0	10	7	1	58	19.3
Rogut	3-3	106	26-34	.765	0-0	---	3-7	.429	8	14	22	7	9-0	3	7	11	55	18.3
Maggette	3-2	77	16-34	.471	1-4	.250	15-18	.833	2	19	21	6	6-0	1	9	0	48	16.0
Salmons	3-3	111	18-38	.474	3-5	.600	7-10	.700	2	19	21	11	7-0	2	7	2	46	15.3
Ilyasova	3-2	91	13-21	.619	2-5	.400	9-9	1.000	6	17	23	3	13-1	4	3	4	37	12.3
Defino	4-2	126	15-41	.366	7-23	.304	6-9	.667	0	10	10	15	4-0	7	6	2	43	10.8
Mbah a Moute	4-2	102	7-18	.389	0-0	---	7-11	.636	9	14	23	1	9-0	1	3	0	21	5.3
Douglas-Roberts	3-1	37	4-8	.500	1-3	.333	4-4	1.000	1	5	6	3	4-0	0	3	0	13	4.3
Doelling	4-1	80	6-16	.375	1-7	.143	3-6	.500	0	7	7	12	3-0	3	6	0	16	4.0
Boykins	3-0	27	3-8	.375	1-2	.500	4-4	1.000	1	0	1	8	2-0	1	0	0	11	3.7
Redd	3-0	23	3-8	.375	1-4	.250	0-0	---	0	2	2	1	1-0	0	1	1	7	3.5
Sanders	2-0	18	1-1	1.000	0-0	---	1-2	.500	1	0	1	1	1-0	0	2	1	3	1.5
Brockman	3-0	9	2-3	.667	0-0	---	0-2	.000	2	1	3	0	3-0	0	0	0	4	1.3
Temple	2-0	9	1-2	.500	0-0	---	0-0	---	0	0	0	0	0-0	0	1	2	1.0	
BUCKS	4	985	150-311	.482	20-64	.313	85-111	.766	43	128	171	87	74-1	33	60	26	405	101.3
RAPTORS	4	985	143-335	.427	9-45	.200	73-88	.830	54	114	168	84	87-0	27	60	12	368	92.0

CAREER STATISTICS VS. MILWAUKEE

PLAYER	G-GS	MIN	FG-FGA	PCT	3FG-FGA	PCT	FT-FTA	PCT	OFF	DEF	TOT	AST	PF-DQ	STL	TO	BLK	PTS	AVG	HI
Bargnani	15-9	410	76-191	.398	23-61	.377	34-39	.872	18	54	72	13	49-0	4	32	12	209	13.9	23
DeRozan	7-7	223	34-74	.459	0-1	.000	20-25	.800	6	24	30	8	13-0	10	11	1	88	12.6	20
Barbosa	15-2	383	66-152	.434	22-64	.344	28-34	.824	3	21	24	37	33-0	13	34	2	182	12.1	21
Kleiza	7-2	142	24-45	.533	7-20	.350	24-29	.828	11	20	31	7	17-0	3	9	2	79	11.3	25
Calderon	16-7	441	59-134	.440	16-32	.500	29-32	.906	7	32	39	112	21-0	15	38	3	163	10.2	25
Butler	22-8	519	74-190	.389	27-75	.360	14-22	.636	4	50	54	20	27-0	3	20	17	189	8.6	20
Bayless	8-1	155	21-54	.389	5-14	.357	21-26	.808	3	10	13	17	20-0	6	18	1	68	8.5	20
Magloire	27-9	533	67-140	.479	0-1	.000	73-103	.709	51	103	154	17	61-0	9	42	22	207	7.7	26
A. Johnson	15-5	286	40-62	.645	2-3	.667	34-42	.810	30	52	82	11	43-1	9	8	16	116	7.7	24
Davis	4-1	112	10-21	.476	0-0	---	5-7	.714	7	24	31	3	15-0	0	3	4	25	6.3	15
J. Johnson	4-2	83	10-20	.500	0-4	.000	4-5	.800	5	7	12	5	10-0	2	5	1	24	6.0	12
Carter	21-8	473	51-124	.411	2-15	.133	19-28	.679	11	42	53	102	45-0	28	37	8	123	5.9	15
Gray	6-0	79	11-21	.524	0-0	---	8-13	.615	12	16	28	4	13-0	3	5	2	30	5.0	10
Alabi	2-0	9	1-2	.500	0-0	---	0-0	---	2	2	4	0	0-0	0	0	0	2	1.0	2
Forbes	1-0	1	0-0	---	0-0	---	0-0	---	0	0	0	0	0-0	0	0	0	0	0.0	0

SERIES FACTS

Current Streak.....	Lost 4
Current Home Streak.....	Lost 2
Current Road Streak.....	Lost 5
Last Home Win.....	January 22, 2010 (101-96)
Last Home Loss.....	March 30, 2011 (104-98)
Last Road Win.....	November 1, 2008 (97-91)
Last Road Loss.....	April 11, 2011 (93-86)
Largest Margin of Victory.....	31, January 25, 2008
Largest Margin of Defeat.....	26, April 14, 2001

2011-12 SCHEDULE

DATE	SITE	TIME (ET)
Wednesday, February 8	Toronto	7:00 p.m.
Sunday, March 11	Toronto	6:00 p.m.
Monday, April 23	Milwaukee	8:00 p.m.

MINNESOTA TIMBERWOLVES



Target Center
600 First Avenue North
Minneapolis, MN 55403
(612) 673-1600
www.timberwolves.com

TEAM DIRECTORY

President of Basketball Operations David Kahn
Head Coach Rick Adelman
Assistant Coaches Terry Porter, Jack Sikma, T.R. Dunn, Bill Bayno
Athletic Trainer Gregg Farnam
PR Staff Mike Cristaldi, Aaron Seehusen, Dan Bell
Television Tom Hanneman, Jim Petersen
Radio Alan Horton
Arena Target Center (19,356); opened 1990



HEAD COACH
Rick Adelman

FRANCHISE BACKGROUND

History
Colours

Founded in 1989
Blue, Green and Silver

NBA Titles 0
Conference Titles 0
Division Titles 1
2010-11 Record 17-65 (.207), 5th in Northwest
2011 NBA Playoffs Did Not Qualify

TORONTO RAPTORS VS. MINNESOTA TIMBERWOLVES

OVERALL: 19-12 HOME: 13-3 ROAD: 6-9

SEASON	DATE	W/L	SCORE	SITE	SEASON	DATE	W/L	SCORE	SITE
2010-11	February 4	W	111-100	Toronto	2002-03	January 20	L	89-81	Minnesota
(1-1)	January 29	L	103-87	Minnesota	(1-1)	January 12	W	105-91	Toronto
2009-10	March 22	W	106-100	Minnesota	2001-02	March 19	L	112-80	Minnesota
(2-0)	December 8	W	94-88	Toronto	(1-1)	January 25	W	107-100	Toronto
2008-09	February 24	W	118-110	Toronto	2000-01	February 3	L	108-105	Toronto
(2-0)	February 10	W	110-102	Minnesota	(0-2)	December 26	L	100-97	Minnesota
2007-08	February 27	W	107-85	Toronto	1999-00	March 26	L	106-101 (OT)	Minnesota
(2-0)	February 10	W	105-82	Minnesota	(0-2)	February 25	L	107-85	Toronto
2006-07	April 9	W	111-100	Minnesota	1998-99	February 26	W	102-92	Toronto
(2-0)	December 27	W	100-97	Toronto	(1-0)				
2005-06	March 24	W	97-77	Toronto	1997-98	March 6	L	113-91	Minnesota
(2-0)	February 13	W	98-94	Minnesota	(1-1)	January 24	W	113-107 (OT)	Toronto
2004-05	January 17	W	100-91	Minnesota	1996-97	January 21	W	118-106	Toronto
(2-0)	December 15	W	96-90	Toronto	(1-1)	November 30	L	79-70	Minnesota
2003-04	January 21	L	108-97	Toronto	1995-96	April 8	L	115-101	Minnesota
(0-2)	November 1	L	73-56	Minnesota	(1-1)	November 17	W	114-96	Toronto



MINNESOTA TIMBERWOLVES

2010-11 TORONTO VS. MINNESOTA

PLAYER	G-GS	MIN	FG-FGA	PCT	3FG-FGA	PCT	FT-FTA	PCT	OFF	DEF	TOT	AST	PF-DQ	STL	TO	BLK	PTS	AVG
Bargnani	2-2	69	15-50	.300	3-12	.250	12-14	.857	3	6	9	6	5-0	2	6	3	45	22.5
A. Johnson	2-2	57	12-19	.632	0-0	---	6-7	.857	7	10	17	6	8-0	3	1	3	30	15.0
DeRozan	2-2	73	12-24	.500	0-0	---	2-2	1.000	1	10	11	6	4-0	4	2	1	26	13.0
Weems	2-2	60	11-22	.500	0-1	.000	1-2	.500	2	7	9	4	8-0	1	3	0	23	11.5
Davis	2-0	45	10-14	.714	0-0	---	1-4	.250	8	12	20	0	2-0	0	2	1	21	10.5
Bayless (TOT)	1-0	25	4-12	.333	2-4	.500	0-0	---	1	2	3	1	3-0	1	2	0	10	10.0
Bayless (TOR)	1-0	25	4-12	.333	2-4	.500	0-0	---	1	2	3	1	3-0	1	2	0	10	10.0
Calderson	2-2	65	5-13	.385	1-6	.167	5-5	1.000	2	8	10	25	6-0	5	9	0	16	8.0
T. Johnson	2-0	40	5-15	.333	0-1	.000	4-4	1.000	0	5	5	7	6-0	1	3	1	14	7.0
Wright	2-0	24	4-5	.800	0-0	---	1-2	.500	4	2	6	1	1-0	1	1	1	9	4.5
Ajinca (TOT)	2-0	13	2-7	.286	0-1	.000	0-0	---	0	1	1	0	4-0	1	0	1	4	2.0
Ajinca (TOR)	2-0	13	2-7	.286	0-1	.000	0-0	---	0	1	1	0	4-0	1	0	1	4	2.0
J. Johnson	1-0	3	1-2	.500	0-0	---	0-0	---	0	1	1	2	0-0	0	1	0	2	2.0
Alabi	1-0	7	0-4	.000	0-0	---	0-0	---	0	1	1	0	0-0	2	1	0	0	0.0
Dorsey	1-0	3	0-0	---	0-0	---	0-0	---	0	1	1	0	0-0	0	0	0	0	0.0
RAPTORS	2	480	80-185	.432	6-25	.240	32-40	.800	28	65	93	56	47-0	21	30	11	198	99.0
TIMBERWOLVES	2	480	70-165	.424	23-58	.397	40-52	.769	21	72	93	39	38-0	15	33	13	203	101.5

2010-11 MINNESOTA VS. TORONTO

PLAYER	G-GS	MIN	FG-FGA	PCT	3FG-FGA	PCT	FT-FTA	PCT	OFF	DEF	TOT	AST	PF-DQ	STL	TO	BLK	PTS	AVG
Love	2-2	61	11-21	.524	5-10	.500	14-16	.875	5	22	27	3	5-0	1	5	1	41	20.5
Johnson	2-0	50	9-22	.409	4-11	.364	2-2	1.000	3	2	5	5	2-0	2	1	1	24	12.0
Milicic	2-2	59	10-21	.476	0-0	---	4-6	.667	5	10	15	2	6-0	3	4	7	24	12.0
Webster	2-0	49	7-18	.389	4-9	.444	4-4	1.000	0	8	8	3	3-0	2	1	1	22	11.0
Telfair	2-0	28	7-16	.438	4-9	.444	3-4	.750	0	2	2	0	2-0	0	4	0	21	10.5
Brewer	2-2	49	6-11	.545	2-4	.500	4-6	.667	0	3	3	2	2-0	3	3	0	18	9.0
Flynn	2-1	52	7-16	.438	2-6	.333	2-2	1.000	1	6	7	15	3-0	1	5	0	18	9.0
Beasley	2-2	36	4-19	.211	0-3	.000	3-6	.500	3	4	7	3	4-0	0	2	0	11	5.5
Tolliver	2-0	42	2-11	.182	2-6	.333	4-6	.667	2	9	11	2	5-0	1	2	0	10	5.0
Pekovic	2-0	25	4-6	.667	0-0	---	0-0	---	2	2	4	0	3-0	1	2	3	8	4.0
Ridnour	1-1	17	2-2	1.000	0-0	---	0-0	---	0	3	3	3	1-0	1	3	0	4	4.0
Ellington	1-0	8	1-2	.500	0-0	---	0-0	---	0	1	1	1	0-0	0	0	0	2	2.0
Koufos	1-0	4	0-0	---	0-0	---	0-0	---	0	0	0	0	2-0	0	0	0	0	0.0
RAPTORS	2	480	70-165	.424	23-58	.397	40-52	.769	21	72	93	39	38-0	15	33	13	203	101.5
CAREER	2	480	80-185	.432	6-25	.240	32-40	.800	28	65	93	56	47-0	21	30	11	198	99.0

CAREER STATISTICS VS. MINNESOTA

PLAYER	G-GS	MIN	FG-FGA	PCT	3FG-FGA	PCT	FT-FTA	PCT	OFF	DEF	TOT	AST	PF-DQ	STL	TO	BLK	PTS	AVG	HI
Bargnani	9-8	304	62-148	.419	12-40	.300	24-31	.774	9	43	52	19	23-0	8	17	6	160	17.8	30
DeRozan	4-4	124	20-45	.444	0-0	---	11-11	1.000	5	17	22	7	9-0	4	5	1	51	12.8	20
Carbons	22-4	548	107-227	.471	31-89	.348	30-37	.811	8	41	49	50	55-1	14	35	1	275	12.5	24
Calderson	10-7	268	36-69	.522	10-23	.435	26-30	.867	8	22	30	83	20-0	14	20	0	108	10.8	15
Davis	2-0	45	10-14	.714	0-0	---	1-4	.250	8	12	20	0	2-0	0	2	1	21	10.5	15
Butler	22-10	541	58-162	.358	21-68	.309	32-40	.800	9	57	66	24	36-0	5	17	11	169	7.7	23
Kleiza	15-2	234	40-82	.488	15-38	.395	21-23	.913	10	33	43	8	18-0	3	7	3	116	7.7	23
Magloire	19-12	463	57-117	.487	0-0	---	31-55	.564	42	82	124	19	45-0	4	35	15	145	7.6	20
Carter	20-8	480	51-120	.425	2-13	.154	14-21	.667	11	48	59	116	32-0	22	38	5	118	5.9	16
A. Johnson	9-3	161	20-33	.606	0-0	---	11-12	.917	18	24	42	6	23-0	8	6	12	51	5.7	19
Bayless	7-0	95	13-34	.382	4-8	.500	6-7	.857	2	11	13	15	19-0	1	5	0	36	5.1	12
Gray	8-2	126	14-30	.467	0-0	---	8-13	.615	11	22	33	7	19-0	4	9	0	36	4.5	10
J. Johnson	3-0	26	3-5	.600	1-2	.500	1-2	.500	0	6	6	6	5-0	1	4	0	8	2.7	6
Alabi	1-0	7	0-4	.000	0-0	---	0-0	---	0	1	1	0	0-0	2	1	0	0	0.0	0
Forbes	3-1	56	3-14	.214	0-5	.000	8-8	1.000	1	6	7	6	7-0	1	4	0	14	4.7	10

SERIES FACTS

Current Streak.....	Won 1
Current Home Streak.....	Won 7
Current Road Streak.....	Lost 1
Last Home Win.....	February 4, 2011 (111-100)
Last Home Loss.....	January 21, 2004 (108-97)
Last Road Win.....	March 22, 2010 (106-100)
Last Road Loss.....	January 29, 2011 (103-87)
Largest Margin of Victory.....	23, February 10, 2008
Largest Margin of Defeat.....	32, March 19, 2002

2011-12 SCHEDULE

DATE	SITE	TIME (ET)
Monday, January 9	Toronto	7:00 p.m.

NEW JERSEY NETS



390 Murray Hill Parkway
East Rutherford, NJ 07073
(201) 935-8888
www.njnets.com

TEAM DIRECTORY

General Manager.....Billy King
Head Coach.....Avery Johnson
Assistant Coaches.....J. Carlesimo, Mario Elie, Popeye Jones,
Tom Barrise
Athletic Trainer.....Tim Walsh
PR Staff.....Gary Sussman, Aaron Harris, Patrick Rees
Television.....Ian Eagle, Mike Fratello, Jim Spanarkel
Radio.....Chris Carrino, Tim Capstraw
Arena.....Prudential Center (18,711); opened 2007



HEAD COACH
Avery Johnson

FRANCHISE BACKGROUND

History	New York Nets (ABA), 1967-76; Joined NBA in 1976; New Jersey Nets, 1977-present	NBA Titles	0
Colours	Blue, Silver and Red	Conference Titles	2
		Division Titles	4
		2010-11 Record	24-58 (.293), 4th in Atlantic
		2011 NBA Playoffs	Did Not Qualify

TORONTO RAPTORS VS. NEW JERSEY NETS

OVERALL: 31-30 HOME: 19-11 ROAD: 12-19

SEASON	DATE	W/L	SCORE	SITE	SEASON	DATE	W/L	SCORE	SITE
2010-11 (2-2)	April 10	W	99-92	Toronto	2002-03 (0-4)	April 12	L	94-86	New Jersey
	March 5	L	137-136 (3OT)	London*		April 6	L	96-87	Toronto
	March 4	L	116-103	London*		January 17	L	88-77	New Jersey
	December 17	W	98-92	Toronto		January 10	L	94-79	Toronto
2009-10 (4-0)	March 20	W	100-90	New Jersey	2001-02 (2-2)	April 14	W	101-82	Toronto
	February 19	W	106-89	New Jersey		March 12	L	86-84	New Jersey
	February 3	W	108-99	Toronto		February 2	L	98-91	New Jersey
	December 18	W	118-95	Toronto		January 18	W	89-77	Toronto
2008-09 (2-2)	January 28	W	107-106	New Jersey	2000-01 (2-1)	March 30	W	110-99	Toronto
	December 15	L	94-87	Toronto		March 2	W	107-90	Toronto
	December 12	W	101-79	New Jersey		February 21	L	113-111	New Jersey
	November 21	L	129-127 (OT)	Toronto		1999-00 (2-2)	March 30	L	107-103
2007-08 (3-1)	April 11	W	113-85	Toronto	March 21		L	100-93	Toronto
	April 5	L	99-90	New Jersey	December 21		W	116-87	Toronto
	February 13	W	109-91	Toronto	November 5		W	112-92	New Jersey
	November 2	W	106-69	New Jersey	1998-99 (1-2)	April 9	L	106-99	New Jersey
2006-07 (2-2)	February 14	W	120-109	Toronto		March 22	L	106-87	New Jersey
	January 9	L	101-86	New Jersey		March 16	W	100-85	Toronto
	December 15	W	90-78	Toronto		1997-98 (1-3)	April 14	W	96-92
	November 1	L	102-92	New Jersey	April 12		L	116-109	Toronto
2005-06 (1-3)	March 4	L	105-100 (OT)	New Jersey	February 13		L	130-115	New Jersey
	January 8	L	105-104	Toronto	January 12		L	108-100	Toronto
	December 3	W	95-82	New Jersey	1996-97 (3-0)	January 11	W	123-106	New Jersey
	November 4	L	102-92	Toronto		December 26	W	98-96	Toronto
2004-05 (2-2)	April 15	L	101-90	Toronto		December 17	W	97-88	New Jersey
	February 22	W	100-82	New Jersey		1995-96 (2-2)	April 17	L	107-95
	December 19	W	110-99	Toronto	January 23		W	86-79	Toronto
	December 6	L	88-86	New Jersey	January 15		L	108-83	New Jersey
2003-04	February 24	L	86-74	New Jersey	November 3		W	94-79	Toronto
	February 20	L	91-72	Toronto					
	November 22	W	81-80	New Jersey					
	October 29	W	90-87	Toronto					

* - Denotes games played at the O2 Arena in London, England.



2010-11 TORONTO VS. NEW JERSEY

PLAYER	G-GS	MIN	FG-FGA	PCT	3FG-FGA	PCT	FT-FTA	PCT	OFF	DEF	TOT	AST	PF-DQ	STL	TO	BLK	PTS	AVG
Bargnani	3-3	128	34-72	.472	6-13	.462	16-18	.889	4	20	24	8	7-0	1	2	3	90	30.0
DeRozan	4-4	159	35-77	.455	1-5	.200	21-24	.875	6	11	17	11	12-0	4	6	0	92	23.0
Kleiza	1-1	45	7-16	.438	3-6	.500	1-2	.500	1	11	12	4	3-0	0	1	0	18	18.0
Barbosa	3-0	74	14-27	.519	5-9	.556	7-7	1.000	1	4	5	4	8-0	2	3	0	40	13.3
Davis	4-1	102	19-29	.655	0-0	---	4-9	.444	14	23	37	3	12-0	5	5	3	42	10.5
Calderon	3-3	109	12-30	.400	4-11	.364	2-2	1.000	2	9	11	35	6-0	3	7	0	30	10.0
Wright	1-0	25	5-7	.714	0-0	---	0-2	.000	0	4	4	3	3-0	0	1	0	10	10.0
Bayless (TOT)	4-1	106	10-22	.455	1-5	.200	13-15	.867	3	7	10	15	7-0	1	6	0	34	8.5
Bayless (TOR)	4-1	106	10-22	.455	1-5	.200	13-15	.867	3	7	10	15	7-0	1	6	0	34	8.5
A. Johnson	3-3	91	8-19	.421	0-0	---	8-8	1.000	4	9	13	1	14-1	2	0	4	24	8.0
J. Johnson (TOT)	3-3	80	10-28	.357	0-3	.000	4-7	.571	4	11	15	8	11-0	3	5	3	24	8.0
J. Johnson (TOR)	3-3	80	10-28	.357	0-3	.000	4-7	.571	4	11	15	8	11-0	3	5	3	24	8.0
Weems	2-0	33	5-11	.455	0-0	---	1-2	.500	0	4	4	3	2-0	0	1	0	11	5.5
Evans	1-1	35	1-6	.167	0-0	---	3-4	.750	5	10	15	1	3-0	2	2	0	5	5.0
Ajinca (TOT)	3-0	28	1-10	.600	0-2	.000	0-0	---	1	5	6	2	5-0	1	1	0	12	4.0
Ajinca (TOR)	3-0	28	1-10	.600	0-2	.000	0-0	---	1	5	6	2	5-0	1	1	0	12	4.0
Dorsey	2-0	20	2-4	.250	0-0	---	2-4	.500	4	1	5	1	3-0	0	0	1	4	2.0
RAPTORS	4	1035	167-358	.466	20-54	.370	82-104	.788	49	129	178	99	96-1	24	46	14	436	109.0
NETS	4	1035	163-354	.460	23-72	.319	88-114	.772	52	121	173	93	91-1	23	51	35	437	109.3

2010-11 NEW JERSEY VS. TORONTO

PLAYER	G-GS	MIN	FG-FGA	PCT	3FG-FGA	PCT	FT-FTA	PCT	OFF	DEF	TOT	AST	PF-DQ	STL	TO	BLK	PTS	AVG
Lopez	4-4	150	44-75	.587	0-0	---	25-32	.813	15	19	34	7	17-1	0	12	16	114	28.5
D. Williams (TOT)	3-3	129	21-49	.429	5-19	.263	12-13	.923	2	13	15	43	12-0	5	12	1	59	19.7
D. Williams (NJ)	2-2	88	14-35	.400	5-15	.333	4-4	1.000	1	6	7	29	9-0	3	9	1	37	18.5
Humphries	3-3	121	21-37	.568	0-1	.000	8-15	.533	11	35	46	5	9-0	1	8	4	50	16.7
Vujacic (TOT)	4-2	141	19-49	.388	9-25	.360	15-17	.882	2	12	14	11	8-0	1	5	1	62	15.5
Vujacic (NJ)	4-2	141	19-49	.388	9-25	.360	15-17	.882	2	12	14	11	8-0	1	5	1	62	15.5
Harris	1-1	35	6-12	.500	0-0	---	3-4	.750	0	4	4	6	1-0	1	2	0	15	15.0
James	2-2	49	7-9	.778	0-0	---	5-5	1.000	1	9	10	3	6-0	4	1	0	19	9.5
Outlaw	4-0	124	9-29	.310	1-7	.143	17-21	.810	7	10	17	6	6-0	1	0	2	36	9.0
Farmar	4-2	92	13-40	.325	6-16	.375	1-1	1.000	3	5	8	16	7-0	3	3	3	33	8.3
Favors	1-0	17	4-6	.667	0-0	---	0-0	---	3	1	4	0	4-0	0	1	0	8	8.0
Wright (TOT)	2-0	36	7-13	.538	0-0	---	1-3	.333	4	4	8	0	3-0	1	2	3	15	7.5
Wright (NJ)	1-0	14	3-5	.600	0-0	---	1-2	.500	2	1	3	0	1-0	1	0	1	7	7.0
Gadzuric (TOT)	1-1	21	3-7	.429	0-0	---	0-1	.000	3	2	5	0	3-0	1	1	5	6	6.0
Gadzuric (NJ)	1-1	21	3-7	.429	0-0	---	0-1	.000	3	2	5	0	3-0	1	1	5	6	6.0
Gaines (TOT)	2-0	31	4-8	.500	0-3	.000	4-4	1.000	1	3	4	4	1-0	1	3	0	12	6.0
Gaines (NJ)	2-0	31	4-8	.500	0-3	.000	4-4	1.000	1	3	4	4	1-0	1	3	0	12	6.0
Morrow	1-1	12	2-5	.400	2-3	.667	0-0	---	0	0	0	1	2-0	0	0	0	6	6.0
Uzo	2-0	25	4-10	.400	0-0	---	0-0	---	0	1	1	1	2-0	0	0	0	8	4.0
Petro	4-0	55	6-17	.353	0-1	.000	1-4	.250	1	10	11	0	8-0	2	0	2	13	3.3
Graham	3-1	42	2-5	.400	0-1	.000	3-3	1.000	2	1	3	1	5-0	2	4	0	7	2.3
Ross	1-1	2	1-1	1.000	0-0	---	0-1	.000	0	0	0	0	1-0	0	0	0	2	2.0
West	1-0	16	1-4	.250	0-0	---	0-0	---	0	2	2	3	1-0	2	0	0	2	2.0
NETS	4	1035	163-354	.460	23-72	.319	88-114	.772	52	121	173	93	91-1	23	51	35	437	109.3
RAPTORS	4	1035	167-358	.466	20-54	.370	82-104	.788	49	129	178	99	96-1	24	46	14	436	109.0

CAREER STATISTICS VS. NEW JERSEY

PLAYER	G-GS	MIN	FG-FGA	PCT	3FG-FGA	PCT	FT-FTA	PCT	OFF	DEF	TOT	AST	PF-DQ	STL	TO	BLK	PTS	AVG	HI
DeRozan	7-7	224	49-97	.505	1-5	.200	27-35	.771	11	21	32	12	16-0	7	9	1	126	18.0	30
Bargnani	19-11	570	100-224	.446	29-72	.403	67-77	.870	15	69	84	24	53-0	7	20	22	296	15.6	35
Calderon	21-10	593	89-169	.521	25-63	.472	44-49	.898	5	55	60	158	33-0	24	33	0	245	11.7	26
Barbosa	14-3	318	57-128	.445	19-49	.388	28-34	.824	6	23	29	34	30-0	16	15	1	161	11.5	26
Davis	4-1	102	19-29	.655	0-0	---	4-9	.444	14	23	37	3	12-0	5	5	3	42	10.5	16
Kleiza	9-2	181	32-65	.492	12-27	.444	12-20	.600	8	30	38	6	15-0	4	6	3	88	9.8	23
Butler	22-6	440	68-146	.466	29-67	.433	27-33	.818	3	33	36	10	34-0	4	14	9	192	8.7	22
Bayless	8-1	155	19-38	.500	2-6	.333	24-26	.923	3	12	15	21	16-0	1	9	0	64	8.0	23
A. Johnson	13-5	268	34-57	.596	0-0	---	15-20	.750	20	33	53	3	48-2	10	9	10	83	6.4	18
Magliore	30-12	595	68-126	.540	0-0	---	53-76	.697	41	137	178	14	73-0	10	46	32	189	6.3	22
J. Johnson	4-3	91	10-33	.303	0-4	.000	4-7	.571	4	14	18	9	13-0	4	8	4	24	6.0	16
Carter	22-6	452	47-123	.382	3-9	.158	8-11	.727	7	39	46	86	38-0	17	34	3	105	4.8	18
Gray	5-3	84	8-17	.471	0-0	---	2-5	.400	6	21	27	1	15-0	1	2	3	16	3.6	10
Forbes	2-0	13	3-3	1.000	0-0	---	0-0	---	0	2	2	1	0-0	0	0	0	6	3.0	4

SERIES FACTS

Current Streak.....	Won 1
Current Home Streak.....	Won 4
Current Road Streak.....	Lost 2
Last Home Win.....	April 10, 2011 (99-92)
Last Home Loss.....	December 15, 2008 (94-87)
Last Road Win.....	March 20, 2010 (100-90)
Last Road Loss.....	March 5, 2011 (137-136 3OT)
Largest Margin of Victory.....	37, November 2, 2007
Largest Margin of Defeat.....	25, January 15, 1996

2011-12 SCHEDULE

DATE	SITE	TIME (ET)
Friday, January 6	Toronto	7:00 p.m.
Sunday, January 29	New Jersey	6:00 p.m.
Wednesday, March 14	New Jersey	7:30 p.m.
Thursday, April 26	Toronto	8:00 p.m.



1250 Poydras, 19th Floor
New Orleans, LA 70113
(504) 593-4700
www.hornets.com

TEAM DIRECTORY

President..... Hugh Weber
General Manager..... Dell Demps
Head Coach..... Monty Williams
Assistant Coaches..... Randy Ayers, James Borrego, Dave Hanners,
Bryan Gates, Fred Vinson
Athletic Trainer..... John Ishop
PR Staff..... Harold Kaufman, Dennis Rogers
Television..... Bob Licht, Gil McGregor, Victor Howell
Radio..... Sean Kelley, Gerry Vaillancourt
Arena..... New Orleans Arena (17,188); opened 2002



HEAD COACH
Monty Williams

FRANCHISE BACKGROUND

History	Charlotte Hornets, 1988-02; New Orleans Hornets 2003-present	NBA Titles	0
Colours	Blue, Purple and Gold	Conference Titles	0
		Division Titles	1
		2010-11 Record	46-36 (.561), 3rd in Southwest
		2011 NBA Playoffs	Lost to L.A. Lakers 4-2

TORONTO RAPTORS VS. NEW ORLEANS HORNETS

OVERALL: 19-30 HOME: 11-14 ROAD: 8-16

SEASON	DATE	W/L	SCORE	SITE	SEASON	DATE	W/L	SCORE	SITE
2010-11	March 1	W	96-90	Toronto	2001-02	April 9	W	84-80	Toronto
(1-1)	January 17	L	85-81	New Orleans	(2-2)	February 20	L	78-77	Toronto
2009-10	December 20	W	98-82	Toronto		January 19	W	91-89	Charlotte
(2-0)	November 6	W	107-90	New Orleans		December 13	L	104-90	Charlotte
2008-09	February 6	L	101-92	New Orleans	2000-01	March 21	L	111-95	Charlotte
(0-2)	December 14	L	99-91	Toronto	(1-3)	January 14	W	107-99	Toronto
2007-08	March 30	L	118-111	Toronto		November 29	L	103-79	Charlotte
(1-1)	December 31	W	97-92	New Orleans		November 20	L	100-64	Toronto
2006-07	November 28	W	94-77	Oklahoma City	1999-00	March 31	L	110-101	Charlotte
(2-0)	January 24	W	90-88	Toronto	(1-3)	March 24	L	102-84	Toronto
2005-06	April 7	L	95-89	New Orleans		January 17	L	115-94	Charlotte
(0-2)	April 2	L	120-113 (OT)	Toronto		November 7	W	109-99	Toronto
2004-05	March 6	W	95-84	New Orleans	1998-99	April 27	L	108-98	Toronto
(2-0)	January 16	W	102-99	Toronto	(1-2)	March 15	W	89-82	Toronto
2003-04	March 21	W	121-120	New Orleans		March 1	L	91-88	Charlotte
(3-1)	March 7	W	84-76	Toronto	1997-98	March 24	L	106-89	Toronto
	January 15	W	78-74	New Orleans	(0-4)	January 19	L	109-88	Charlotte
	January 2	L	86-74	Toronto		December 22	L	81-79	Charlotte
2002-03	March 28	L	101-92	Toronto		December 9	L	95-82	Toronto
(0-4)	January 29	L	104-83	New Orleans	1996-97	April 18	W	108-100	Charlotte
	January 5	L	99-84	Toronto	(2-2)	March 21	L	102-97	Toronto
	December 4	L	89-74	New Orleans		November 27	W	92-88	Toronto
						November 2	L	109-98	Charlotte
					1995-96	March 20	W	107-89	Toronto
					(1-3)	March 15	L	113-101	Charlotte
						January 9	L	92-91	Toronto
						November 11	L	123-117 (OT)	Charlotte



2010-11 TORONTO VS. NEW ORLEANS

PLAYER	G-GS	MIN	FG-FGA	PCT	3FG-FGA	PCT	FT-FTA	PCT	OFF	DEF	TOT	AST	PF-DQ	STL	TO	BLK	PTS	AVG
DeRozan	2-2	74	16-35	.457	0-1	.000	8-10	.800	0	4	4	0	4-0	0	2	0	40	20.0
Weems	1-0	20	6-12	.500	0-0	---	2-2	1.000	0	2	2	2	0-0	0	1	0	14	14.0
J. Johnson (TOT)	1-1	21	5-6	.833	1-1	1.000	2-2	1.000	1	4	5	3	1-0	1	3	2	13	13.0
J. Johnson (TOR)	1-1	21	5-6	.833	1-1	1.000	2-2	1.000	1	4	5	3	1-0	1	3	2	13	13.0
Bargnani	2-2	75	10-33	.303	1-10	.100	4-5	.800	1	6	7	3	8-0	1	4	1	25	12.5
A. Johnson	2-2	68	11-22	.500	0-1	.000	3-4	.750	6	12	18	3	7-0	4	2	9	25	12.5
Calderon	2-2	77	7-15	.467	3-5	.600	5-5	1.000	2	10	12	29	7-0	1	9	0	22	11.0
Wright	1-1	28	5-8	.625	0-0	---	1-3	.333	1	5	6	0	1-0	1	1	0	11	11.0
Davis	2-0	55	8-12	.667	0-0	---	1-1	1.000	6	14	20	1	4-0	0	1	3	17	8.5
Gaines	1-0	24	3-6	.500	1-4	.250	0-1	.000	1	1	2	6	3-0	0	2	1	7	7.0
Bayless (TOT)	1-0	10	1-2	.500	0-1	.000	0-0	---	0	1	1	2	1-0	0	0	0	2	2.0
Bayless (TOR)	1-0	10	1-2	.500	0-1	.000	0-0	---	0	1	1	2	1-0	0	0	0	2	2.0
Dorsey	1-0	8	0-0	---	0-0	---	1-2	.500	0	2	2	1	2-0	0	0	0	1	1.0
Barbosa	1-0	19	0-2	.000	0-0	---	0-0	---	0	1	1	1	3-0	0	1	1	0	0.0
RAPTORS	2	480	72-153	.471	6-23	.261	27-35	.771	18	62	80	51	41-0	8	28	17	177	88.5
HORNETS	2	480	70-169	.414	8-25	.320	27-34	.794	26	57	83	37	41-0	11	21	8	175	87.5

2010-11 NEW ORLEANS VS. TORONTO

PLAYER	G-GS	MIN	FG-FGA	PCT	3FG-FGA	PCT	FT-FTA	PCT	OFF	DEF	TOT	AST	PF-DQ	STL	TO	BLK	PTS	AVG
West	2-2	78	17-35	.486	0-1	.000	8-10	.800	6	14	20	6	6-0	2	4	2	42	21.0
Jack (TOT)	2-0	54	14-22	.636	2-3	.667	4-4	1.000	0	4	4	5	2-0	0	5	1	34	17.0
Jack (NO)	2-0	54	14-22	.636	2-3	.667	4-4	1.000	0	4	4	5	2-0	0	5	1	34	17.0
Landry (TOT)	3-1	90	19-36	.528	0-0	---	10-13	.769	6	6	12	3	9-0	0	4	1	48	16.0
Landry (NO)	1-0	29	8-10	.800	0-0	---	1-2	.500	1	3	4	1	4-0	0	2	0	17	17.0
Okofor	2-2	59	8-17	.471	0-0	---	2-5	.400	15	8	23	0	7-0	1	4	2	18	9.0
Thornton	1-0	16	2-10	.200	0-0	---	4-4	1.000	1	1	2	0	0-0	1	1	0	8	8.0
Ariza	2-2	56	5-17	.294	3-7	.429	2-2	1.000	1	8	9	3	5-0	0	3	1	15	7.5
Belinelli	2-1	39	6-19	.316	3-7	.429	0-0	---	0	2	2	0	3-0	1	1	0	15	7.5
Paul	2-2	69	4-18	.222	0-4	.000	5-5	1.000	1	6	7	16	6-0	4	1	0	13	6.5
Green	2-1	43	5-17	.294	0-2	.000	0-0	---	0	5	5	4	2-0	2	0	1	10	5.0
Smith	2-0	20	1-3	.333	0-0	---	1-2	.500	1	3	4	1	2-0	0	0	3	1.5	
Andersen (TOT)	1-0	4	0-0	---	0-0	---	0-0	---	0	1	1	0	2-0	0	0	1	0	0.0
Andersen (NO)	1-0	4	0-0	---	0-0	---	0-0	---	0	1	1	0	2-0	0	0	0	0	0.0
Pondexter	2-0	15	0-1	.000	0-1	.000	0-0	---	0	2	2	1	2-0	0	0	0	0	0.0
HORNETS	2	480	70-169	.414	8-25	.320	27-34	.794	26	57	83	37	41-0	11	21	8	175	87.5
RAPTORS	2	480	72-153	.471	6-23	.261	27-35	.771	18	62	80	51	41-0	8	28	17	177	88.5

CAREER STATISTICS VS. NEW ORLEANS

PLAYER	G-GS	MIN	FG-FGA	PCT	3FG-FGA	PCT	FT-FTA	PCT	OFF	DEF	TOT	AST	PF-DQ	STL	TO	BLK	PTS	AVG	HI
DeRozan	4-4	113	23-46	.500	0-1	.000	8-10	.800	1	8	9	3	7-0	0	4	1	54	13.5	23
Barbosa	18-3	459	89-181	.492	33-80	.413	25-33	.758	10	31	41	36	45-1	12	29	1	236	13.1	28
Calderon	10-7	324	47-87	.540	14-25	.560	22-26	.846	5	28	33	89	22-0	8	19	1	130	13.0	22
Bargnani	9-6	271	42-104	.404	9-33	.273	19-24	.792	6	35	41	12	30-0	3	20	8	112	12.4	19
Davis	2-0	55	8-12	.667	0-0	---	1-1	1.000	6	14	20	1	4-0	0	1	3	17	8.5	11
Bayless	7-0	97	18-34	.529	2-9	.222	16-21	.762	2	7	9	20	13-0	3	8	0	54	7.7	19
Butler	14-7	322	41-120	.342	15-49	.306	3-4	.750	8	29	37	16	28-0	5	18	5	100	7.1	19
Maclaire	6-3	142	13-32	.406	0-0	---	13-23	.565	16	33	49	0	20-0	1	12	6	39	6.5	12
J. Johnson	3-1	45	7-8	.875	1-1	1.000	4-4	1.000	1	6	7	4	2-0	1	7	2	19	6.3	13
Kleiza	13-2	255	29-71	.408	10-37	.270	13-17	.765	8	36	44	8	33-0	7	13	4	81	6.2	14
A. Johnson	7-2	127	16-36	.444	0-1	.000	6-10	.600	16	24	40	4	20-0	5	7	9	38	5.4	17
Carter	30-7	557	52-152	.342	8-20	.400	19-27	.704	10	49	59	97	57-1	25	40	5	131	4.4	16
Oray	4-0	31	3-5	.600	0-0	---	0-2	.000	2	5	7	3	4-0	4	3	1	6	1.5	2
Forbes	2-1	17	3-8	.375	0-1	.000	0-1	.000	1	1	2	2	1-0	0	3	0	6	3.0	4

SERIES FACTS

Current Streak.....	Won 1
Current Home Streak.....	Won 2
Current Road Streak.....	Lost 1
Last Home Win.....	March 1, 2011 (96-90)
Last Home Loss.....	December 17, 2008 (99-91)
Last Road Win.....	November 6, 2009 (107-90)
Last Road Loss.....	January 17, 2011 (85-81)
Largest Margin of Victory.....	18, March 20, 1996
Largest Margin of Defeat.....	36, November 20, 2000

2011-12 SCHEDULE

DATE	SITE	TIME (ET)
Wednesday, February 29	New Orleans	8:00 p.m.

NEW YORK KNICKS



Madison Square Garden
Two Pennsylvania Plaza
New York, NY 10121-0091
(212) 465-6471
www.nyknicks.com

TEAM DIRECTORY

Senior Vice President, Basketball Operations.....Glen Grunwald
Head Coach.....Mike D'Antoni
Assistant Coaches..... Mike Woodson, Herb Williams, Phil Weber, Dan D'Antoni, Kenny Atkinson
Athletic Trainer.....Roger Hinds
PR Staff.....Jonathan Supranowitz, Gregg Schwartz
Television.....Mike Breen, Walt Frazier
Radio.....Spero Dedes, John Andariese
Arena.....Madison Square Garden (19,763); opened 1968



HEAD COACH
Mike D'Antoni

FRANCHISE BACKGROUND

History
Colours

Founded in 1946
Orange, Blue and White

NBA Titles 2, (1970, '73)
Conference Titles 8
Division Titles 7
2010-11 Record 42-40 (.512), 2nd in Atlantic
2011 NBA Playoffs Lost to Boston 4-0

TORONTO RAPTORS VS. NEW YORK KNICKS

OVERALL: 29-32 HOME: 18-12 ROAD: 11-20

SEASON	DATE	W/L	SCORE	SITE	SEASON	DATE	W/L	SCORE	SITE
2010-11 (0-4)	April 5	L	131-118	New York	2002-03 (1-3)	March 30	W	95-86	Toronto
	December 8	L	113-110	New York		March 24	L	100-90	New York
	December 5	L	116-99	Toronto		January 1	L	95-75	New York
	October 27	L	98-93	Toronto		November 27	L	87-81	Toronto
2009-10 (4-0)	April 14	W	131-113	Toronto	2001-02 (0-3)	February 13	L	89-82	New York
	March 5	W	102-96	Toronto		January 23	L	96-92	Toronto
	January 28	W	106-104	New York		December 25	L	102-94	New York
	January 15	W	112-104	New York	2000-01 (3-1)	March 15	L	88-72	New York
2008-09 (2-2)	April 5	L	112-103	Toronto		March 4	W	99-88	Toronto
	April 4	W	102-95	New York		December 14	W	70-68	Toronto
	February 22	W	112-100	Toronto	November 25	W	79-75	New York	
February 20	L	127-97	New York	1999-00 (3-1)	April 14	W	86-71	Toronto	
2007-08 (3-1)	March 28	W	103-95		Toronto	February 23	W	99-88	New York
	February 24	W	115-92		Toronto	February 15	W	91-70	Toronto
	February 22	L	103-99		New York	December 22	L	91-90	New York
	January 11	W	99-90	New York	1998-99 (2-1)	April 17	W	93-90	New York
2006-07 (3-1)	April 15	W	107-105	Toronto		March 21	W	85-81 (OT)	Toronto
	March 18	L	92-74	New York		February 16	L	95-85	New York
	March 14	W	104-94	Toronto	1997-98 (1-3)	April 16	L	108-79	New York
December 2	W	103-100	New York	January 17		L	93-82	Toronto	
2005-06 (3-1)	March 21	W	114-109	New York		December 27	W	97-94	New York
	February 15	L	98-96	New York		November 12	L	93-70	Toronto
	February 3	W	104-90	Toronto	1996-97 (0-3)	March 5	L	100-94	Toronto
January 15	W	129-103	Toronto	November 14		L	99-86	New York	
November 1	L	107-99	Toronto	November 1		L	107-99	Toronto	
2004-05 (3-1)	April 12	W	105-93	New York	1995-96 (0-4)	April 15	L	125-79	New York
	January 19	W	99-81	Toronto		April 6	L	139-106	Toronto
	November 27	L	108-102	New York		March 6	L	89-82	Toronto
	November 24	W	114-91	Toronto		December 23	L	103-91	New York
2003-04 (1-3)	March 26	L	108-101	New York					
	March 5	L	109-103	Toronto					
	January 19	L	90-79	New York					
	December 19	W	105-99	Toronto					



2010-11 TORONTO VS. NEW YORK

PLAYER	G-GS	MIN	FG-FGA	PCT	3FG-FGA	PCT	FT-FTA	PCT	OFF	DEF	TOT	AST	PF-DQ	STL	TO	BLK	PTS	AVG
Bargnani	4-4	116	32-68	.471	3-8	.375	12-17	.706	3	19	22	8	4-0	3	6	2	79	19.8
DeRozan	4-4	136	25-53	.472	1-5	.200	25-32	.781	4	14	18	9	9-0	4	3	2	76	19.0
Bayless (TOT)	3-1	78	17-36	.472	6-8	.750	12-16	.750	1	11	12	15	12-1	0	5	0	52	17.3
Bayless (TOR)	3-1	78	17-36	.472	6-8	.750	12-16	.750	1	11	12	15	12-1	0	5	0	52	17.3
Jack	1-1	31	7-15	.467	0-2	.000	2-4	.500	2	2	4	6	1-0	3	3	0	16	16.0
Calderon	3-2	76	12-28	.429	3-8	.375	1-2	.500	2	6	8	20	8-0	1	6	0	28	9.3
Davis	3-0	66	12-20	.600	0-0	---	4-10	.400	10	16	26	0	8-0	3	3	1	28	9.3
A. Johnson	4-3	87	16-24	.667	0-0	---	2-4	.500	13	15	28	1	15-0	3	4	3	34	8.5
Ajinja (TOT)	1-0	12	3-4	.750	0-0	---	2-2	1.000	0	2	2	0	2-0	0	1	0	8	8.0
Ajinja (TOR)	1-0	12	3-4	.750	0-0	---	2-2	1.000	0	2	2	0	2-0	0	1	0	8	8.0
Andersen	1-0	13	3-6	.500	1-1	1.000	1-1	1.000	2	3	5	0	1-0	0	0	0	8	8.0
Weems	4-2	108	12-32	.375	0-3	.000	8-8	1.000	2	7	9	7	6-0	1	6	1	32	8.0
Barbosa	3-0	73	10-32	.313	3-11	.273	0-1	.000	0	6	6	5	3-0	1	1	0	23	7.7
Kleiza	3-1	67	8-25	.320	1-4	.250	4-7	.571	6	9	15	2	7-1	1	6	0	21	7.0
J. Johnson (TOT)	2-1	34	4-13	.308	1-4	.250	3-4	.750	4	2	6	0	3-0	3	3	0	12	6.0
J. Johnson (TOR)	1-1	26	3-8	.375	1-2	.500	3-4	.750	3	0	3	0	1-0	3	3	0	10	10.0
Wright	2-0	17	2-4	.500	0-0	---	0-0	---	2	0	2	2	1-0	1	1	0	4	2.0
Evans	2-1	53	0-4	.000	0-0	---	1-2	.500	5	15	20	2	6-0	2	0	1	1	0.5
Dorsey	1-0	2	0-0	---	0-0	---	0-0	---	0	0	0	0	0-0	0	0	0	0	0.0
RAPTORS	4	960	162-359	.451	19-52	.365	77-110	.700	55	125	180	77	84-1	26	52	10	420	105.0
KNICKS	4	960	169-343	.493	42-99	.424	78-94	.830	45	128	173	84	82-0	28	57	22	458	114.5

2010-11 NEW YORK VS. TORONTO

PLAYER	G-GS	MIN	FG-FGA	PCT	3FG-FGA	PCT	FT-FTA	PCT	OFF	DEF	TOT	AST	PF-DQ	STL	TO	BLK	PTS	AVG
Stoudemire	4-4	152	41-80	.513	0-0	---	25-28	.893	16	30	46	11	14-0	2	16	7	107	26.8
Anthony (TOT)	1-1	29	9-15	.600	0-0	---	0	0	9	9	1	2-0	1	4	0	23	23.0	
Anthony (NY)	1-1	29	9-15	.600	0-0	---	0	0	9	9	1	2-0	1	4	0	23	23.0	
Felton	3-3	118	24-52	.462	4-5	.267	9-9	1.000	3	8	11	25	6-0	5	10	1	61	20.3
Chandler	3-2	104	24-45	.533	6-16	.375	3-4	.750	3	14	17	6	11-0	0	3	3	57	19.0
Billups (TOT)	2-2	61	7-19	.368	3-8	.375	17-19	.895	0	4	4	17	6-0	0	6	1	34	17.0
Billups (NY)	1-1	26	3-8	.375	1-3	.333	6-6	1.000	0	1	1	9	3-0	0	2	1	13	13.0
Gallinari	3-3	111	10-29	.345	6-16	.375	12-13	.923	0	19	19	7	8-0	2	1	1	38	12.7
Douglas	4-0	98	20-37	.541	7-17	.412	3-7	.429	3	8	11	8	10-0	5	4	1	50	12.5
Fields	4-4	123	16-32	.500	7-11	.636	6-9	.667	9	18	27	7	8-0	5	6	2	45	11.3
Sha. Williams	3-0	51	8-12	.667	5-7	.714	0-0	---	2	4	6	2	5-0	3	2	1	21	7.0
She. Williams (TOT)	2-1	27	5-8	.625	0-0	---	2-2	1.000	6	5	11	2	4-0	0	2	0	12	6.0
She. Williams (NY)	1-0	12	2-2	1.000	0-0	---	2-2	1.000	3	1	4	1	0-0	0	0	0	6	6.0
Carter (TOT)	1-0	17	2-3	.667	0-0	---	0-0	---	0	1	1	5	1-0	2	1	0	4	4.0
Carter (NY)	1-0	17	2-3	.667	0-0	---	0-0	---	0	1	1	5	1-0	2	1	0	4	4.0
Walker	2-0	34	1-4	.214	1-6	.167	1-1	1.000	2	3	5	1	5-0	0	2	0	8	4.0
Mozgov	2-1	18	1-3	.333	0-0	---	4-5	.800	1	4	5	0	6-0	0	2	0	6	3.0
Turiah	3-0	38	3-4	.750	0-0	---	3-4	.750	2	6	8	0	6-0	2	1	5	9	3.0
Brown (TOT)	4-0	25	3-4	.750	0-0	---	3-5	.600	2	0	2	0	4-0	1	1	0	9	2.3
Brown (NY)	1-0	10	2-2	1.000	0-0	---	3-5	.600	0	0	0	0	1-0	1	0	0	7	7.0
Jeffries (TOT)	1-1	13	1-2	.500	0-0	---	0-0	---	1	0	1	0	1-0	0	0	0	2	2.0
Jeffries (NY)	1-1	13	1-2	.500	0-0	---	0-0	---	1	0	1	0	1-0	0	0	0	2	2.0
Mason	1-0	7	0-3	.000	0-1	.000	1-1	1.000	0	2	2	1	0-0	0	0	0	1	1.0
KNICKS	4	960	169-343	.493	42-99	.424	78-94	.830	45	128	173	84	82-0	28	57	22	458	114.5
RAPTORS	4	960	162-359	.451	19-52	.365	77-110	.700	55	125	180	77	84-1	26	52	10	420	105.0

CAREER STATISTICS VS. NEW YORK

PLAYER	G-GS	MIN	FG-FGA	PCT	3FG-FGA	PCT	FT-FTA	PCT	OFF	DEF	TOT	AST	PF-DQ	STL	TO	BLK	PTS	AVG	HI
DeRozan	7-6	228	113-248	.456	1-5	.200	42-54	.778	5	26	31	15	19-0	6	5	3	129	18.4	36
Bargnani	19-15	579	113-248	.456	32-72	.444	52-68	.765	13	93	106	35	56-0	14	36	30	310	16.3	41
Bayless	6-1	128	25-49	.510	7-10	.700	20-25	.800	2	16	18	25	18-1	4	11	0	77	12.8	23
Calderon	21-11	570	92-192	.479	18-53	.340	22-25	.880	9	42	51	129	38-0	19	32	0	224	10.7	21
Barbosa	14-3	345	62-130	.477	11-41	.268	14-16	.875	3	21	24	29	22-0	8	17	4	149	10.6	23
Davis	3-0	66	12-20	.600	0-0	---	4-10	.400	10	16	26	0	8-0	3	3	1	28	9.3	22
Magliore	26-13	598	76-154	.494	0-1	.000	77-121	.636	48	118	166	9	83-1	5	36	23	229	8.8	21
A. Johnson	16-5	326	56-86	.651	0-1	.000	18-25	.720	39	55	94	8	50-1	8	17	17	130	8.1	22
Kleiza	10-2	160	32-66	.485	8-22	.364	7-14	.500	12	17	29	4	21-0	3	11	0	79	7.9	18
Butler	16-3	331	39-111	.351	23-58	.397	15-20	.750	7	32	39	7	14-0	3	8	12	116	7.3	18
Gray	6-1	43	12-15	.800	0-0	---	7-10	.700	5	5	10	1	11-0	0	10	0	31	5.2	12
J. Johnson	5-1	66	7-20	.350	1-4	.250	6-8	.750	4	6	10	1	6-0	4	5	2	21	4.2	10
Carter	19-1	290	18-60	.300	3-6	.500	10-13	.769	11	25	36	49	31-0	14	23	1	49	2.6	8
Forbes	2-0	35	10-16	.625	3-3	1.000	2-3	.667	6	5	11	0	5-0	1	1	0	25	12.5	19

SERIES FACTS

Current Streak.....	Lost 4
Current Home Streak.....	Lost 2
Current Road Streak.....	Lost 2
Last Home Win.....	April 14, 2010 (131-113)
Last Home Loss.....	December 5, 2010 (116-99)
Last Road Win.....	January 28, 2010 (106-104)
Last Road Loss.....	April 5, 2011 (131-118)
Largest Margin of Victory.....	26, January 15, 2006
Largest Margin of Defeat.....	46, April 15, 1996

2011-12 SCHEDULE

DATE	SITE	TIME (ET)
Monday, January 2	New York	7:30 p.m.
Tuesday, February 14	Toronto	7:00 p.m.
Tuesday, March 20	New York	7:30 p.m.
Friday, March 23	Toronto	7:00 p.m.

OKLAHOMA CITY THUNDER



211 N. Robinson, Suite 300
Oklahoma City, OK 73102
(405) 208-4800
www.thunder.nba.com

TEAM DIRECTORY

Executive Vice President and General Manager Sam Presti
Head Coach Scott Brooks
Assistant Coaches Mark Bryant, Maurice Cheeks, Rex Kalamian,
Brian Keefe
Athletic Trainer Joe Sharpe
PR Staff Matt Tumbleson, Michael Ravina, John Read
Television Brian Davis, Grant Long, Kelly Crull
Radio Matt Pinto, Eleno Ormales (Spanish)
Arena Ford Center (18,203); opened 2002



HEAD COACH
Scott Brooks

FRANCHISE BACKGROUND

History	Seattle SuperSonics 1967-2008, Oklahoma City Thunder 2008-present	NBA Titles	1 (1979)
Colours	Blue, Red, Yellow, Dark Blue	Conference Titles	3
		Division Titles	7
		2010-11 Record	55-27 (.571), 1st in Northwest
		2011 NBA Playoffs	Defeated Denver 4-1; Defeated Memphis 4-3; Lost to Dallas 4-1

TORONTO RAPTORS VS. OKLAHOMA CITY THUNDER

OVERALL: 12-18 HOME: 8-7 ROAD: 4-11

SEASON	DATE	W/L	SCORE	SITE	SEASON	DATE	W/L	SCORE	SITE
2010-11	March 20	W	95-93	Oklahoma City	2002-03	December 26	L	97-88	Seattle
(2-0)	December 3	W	111-99	Toronto	(0-2)	December 13	L	91-79	Toronto
2009-10	March 19	L	115-89	Toronto	2001-02	February 24	L	101-92	Toronto
(0-2)	February 28	L	119-99	Oklahoma City	(0-2)	December 29	L	101-75	Seattle
2008-09	March 27	W	112-96	Toronto	2000-01	March 9	W	110-99	Seattle
(1-1)	December 19	L	91-83	Oklahoma City	(2-0)	January 7	W	94-92	Toronto
2007-08	March 9	W	114-106	Toronto	1999-00	March 12	W	99-97	Seattle
(1-1)	December 21	L	123-115	Seattle	(2-0)	January 23	W	94-77	Toronto
2006-07	March 11	W	120-119 (OT)	Toronto	1997-98	March 10	L	111-93	Seattle
(1-1)	December 23	L	110-97	Seattle	(0-2)	November 6	L	109-92	Toronto
2005-06	January 20	W	121-113	Seattle	1996-97	January 15	L	122-78	Seattle
(0-2)	November 13	L	126-121 (OT)	Toronto	(0-2)	November 19	L	106-98	Toronto
2004-05	November 19	L	101-94	Toronto	1995-96	December 5	L	119-89	Seattle
(0-2)	November 12	L	88-87	Seattle	(1-1)	November 21	W	102-97	Toronto
2003-04	February 12	L	94-74	Seattle					
(1-1)	December 7	W	108-98	Toronto					



2010-11 TORONTO VS. OKLAHOMA CITY

PLAYER	G-GS	MIN	FG-FGA	PCT	3FG-FGA	PCT	FT-FTA	PCT	OFF	DEF	TOT	AST	PF-DQ	STL	TO	BLK	PTS	AVG
Bargnani	2-2	81	18-38	.474	5-7	.429	10-14	.714	4	13	17	2	5-0	2	4	0	49	24.5
Barbosa	2-0	40	14-22	.636	5-10	.500	8-11	.727	0	1	1	1	8-0	3	4	0	41	20.5
DeRozan	2-2	66	13-27	.481	0-3	.000	4-4	1.000	2	11	13	3	4-0	1	4	0	30	15.0
Evans	1-0	23	4-6	.667	0-0	---	5-6	.833	1	8	9	0	4-0	1	0	0	13	13.0
J. Johnson (TOT)	1-1	31	5-9	.556	1-1	1.000	1-1	1.000	2	4	6	2	5-0	1	2	1	12	12.0
J. Johnson (TOR)	1-1	31	5-9	.556	1-1	1.000	1-1	1.000	2	4	6	2	5-0	1	2	1	12	12.0
A. Johnson	2-2	54	7-10	.700	0-0	---	5-6	.833	5	10	15	3	8-0	2	4	2	19	9.5
Weems	2-1	39	6-14	.429	0-1	.000	0-1	.000	1	4	5	4	2-0	0	6	1	12	6.0
Calderon	2-2	64	15-44	.357	4-0	1.000	1-1	1.000	1	5	6	24	4-0	3	1	0	11	5.5
Bayless (TOT)	2-0	37	3-11	.273	0-2	.000	3-4	.750	1	1	2	8	0-0	1	0	0	9	4.5
Bayless (TOR)	2-0	37	3-11	.273	0-2	.000	3-4	.750	1	1	2	8	0-0	1	0	0	9	4.5
Kleiza	1-0	16	2-4	.500	0-1	.000	0-0	---	1	3	4	0	0-0	0	1	0	4	4.0
Ajinca	1-0	7	1-1	1.000	1-1	1.000	0-0	---	0	0	0	0	0-0	0	0	0	3	3.0
Davis	2-0	30	3-8	.375	0-0	---	0-0	---	1	6	7	2	2-0	1	0	0	6	3.0
RAPTORS	2	480	80-163	.491	9-29	.310	37-48	.771	19	66	85	49	42-0	15	26	4	206	103.0
THUNDER	2	480	68-162	.420	12-35	.343	44-54	.815	18	60	78	40	43-0	15	22	7	192	96.0

2010-11 OKLAHOMA CITY VS. TORONTO

PLAYER	G-GS	MIN	FG-FGA	PCT	3FG-FGA	PCT	FT-FTA	PCT	OFF	DEF	TOT	AST	PF-DQ	STL	TO	BLK	PTS	AVG
Harden	2-0	64	10-23	.435	5-10	.500	18-21	.857	1	5	6	7	6-0	1	0	0	43	21.5
Westbrook	2-2	67	16-38	.421	0-3	.000	10-10	1.000	2	7	9	11	1-0	2	9	0	42	21.0
Durant	1-1	39	6-21	.286	1-6	.167	7-8	.875	0	5	5	1	2-0	1	1	0	20	20.0
Green	1-1	38	6-14	.429	1-4	.250	4-5	.800	1	3	4	7	1-0	1	2	0	17	17.0
Robinson	4-1	82	16-30	.533	6-16	.375	5-6	.833	2	6	8	9	5-0	1	6	0	43	10.8
Krstic	1-1	14	5-8	.625	0-0	---	0-0	---	1	2	3	0	2-0	0	1	1	10	10.0
Mohammed (TOT)	4-2	69	15-29	.517	0-0	---	2-7	.286	7	23	30	2	8-0	0	6	2	32	8.0
Mohammed (OKC)	1-0	8	0-0	---	0-0	---	0-0	---	0	3	3	0	2-0	0	2	0	0	0.0
Ibaka	2-2	51	6-15	.400	0-0	---	2-2	1.000	2	7	9	0	7-0	0	1	3	14	7.0
Collison	2-0	46	6-7	.857	0-0	---	1-2	.500	2	6	8	2	4-0	1	0	0	13	6.5
Cook	1-0	12	2-3	.667	2-3	.667	0-0	---	0	0	0	0	1-0	0	0	0	6	6.0
Perkins (TOT)	1-1	27	2-5	.400	0-0	---	1-4	.250	4	8	12	4	3-0	1	2	0	5	5.0
Perkins (OKC)	1-1	27	2-5	.400	0-0	---	1-4	.250	4	8	12	4	3-0	1	2	0	5	5.0
Maynor	2-0	31	3-9	.333	2-3	.667	0-0	---	3	2	5	4	3-0	0	1	0	8	4.0
Sefolasha	2-2	56	3-10	.300	0-4	.000	1-2	.500	2	6	8	3	6-0	6	2	1	7	3.5
Ivey	1-0	10	1-4	.250	1-2	.500	0-0	---	0	1	1	0	2-0	0	0	0	3	3.0
Mullens	1-0	3	1-1	1.000	0-0	---	0-0	---	0	0	0	0	0-0	0	0	0	2	2.0
Peterson	1-0	9	1-3	.333	0-0	---	0-0	---	0	3	3	1	1-0	0	0	0	2	2.0
White	1-0	5	0-1	.000	0-0	---	0-0	---	0	2	2	0	2-0	0	0	0	2	0.0
THUNDER	2	480	68-162	.420	12-35	.343	44-54	.815	18	60	78	40	43-0	15	22	7	192	96.0
RAPTORS	2	480	80-163	.491	9-29	.310	37-48	.771	19	66	85	49	42-0	15	26	4	206	103.0

CAREER STATISTICS VS. OKLAHOMA CITY

PLAYER	G-GS	MIN	FG-FGA	PCT	3FG-FGA	PCT	FT-FTA	PCT	OFF	DEF	TOT	AST	PF-DQ	STL	TO	BLK	PTS	AVG	HU
Bargnani	10-6	290	58-136	.426	13-39	.333	21-27	.778	9	45	54	11	27-0	2	16	4	150	15.0	26
Barbosa	24-5	596	120-248	.484	41-97	.423	53-64	.828	9	46	55	66	58-1	40	35	2	334	13.9	41
DeRozan	4-4	119	18-42	.429	0-3	.000	11-12	.917	7	15	22	4	8-0	1	7	0	47	11.8	16
Kleiza	17-0	318	65-139	.468	20-47	.426	27-38	.711	12	39	51	20	38-0	14	16	4	177	10.4	20
Butler	24-12	618	82-219	.374	38-104	.365	30-44	.682	8	58	66	23	46-1	15	19	15	232	9.7	23
Magloire	18-8	381	46-91	.505	0-0	---	44-65	.677	35	83	118	9	31-1	9	26	15	136	7.6	17
Gray	4-0	61	12-19	.632	0-0	---	5-10	.500	4	10	14	5	9-0	3	3	3	29	7.3	14
Calderon	12-7	321	33-80	.413	3-19	.158	8-10	.800	6	30	36	102	24-0	13	22	1	77	6.4	15
Carter	21-10	475	45-98	.459	6-16	.375	25-34	.735	8	48	56	109	45-0	24	41	3	121	5.8	19
A. Johnson	8-2	157	17-29	.586	0-1	.000	10-14	.714	18	30	48	5	24-0	5	8	7	44	5.5	14
Bayless	9-0	151	14-50	.280	0-7	.000	11-16	.688	3	5	8	24	9-0	2	7	0	39	4.3	12
J. Johnson	3-1	45	5-13	.385	1-3	.333	1-1	1.000	3	6	9	2	6-0	1	3	1	12	4.0	12
Davis	2-0	30	3-8	.375	0-0	---	0-0	---	1	6	7	2	2-0	1	0	0	6	3.0	6
Forbes	3-0	25	3-7	.429	0-1	.000	2-2	1.000	0	0	0	1	5-0	1	2	0	8	2.7	6

SERIES FACTS

Current Streak.....	Won 2
Current Home Streak.....	Won 1
Current Road Streak.....	Won 1
Last Home Win.....	December 3, 2010 (111-99)
Last Home Loss.....	March 19, 2010 (115-89)
Last Road Win.....	March 20, 2011 (95-93)
Last Road Loss.....	February 28, 2010 (119-99)
Largest Margin of Victory.....	17, January 23, 2000
Largest Margin of Defeat.....	44, January 15, 1997

2011-12 SCHEDULE

DATE	SITE	TIME (ET)
Sunday, April 8	Oklahoma City	7:00 p.m.



8701 Maitland Summit Blvd.
Orlando, FL 32810
(407) 916-2400
www.orlandomagic.com

TEAM DIRECTORY

President of Basketball Operations Otis Smith
Head Coach Stan Van Gundy
Assistant Coaches Brendan Malone, Patrick Ewing, Steve Clifford,
Bob Beyer, Ahmad Ajami
Athletic Trainer Keon Weise
PR Staff Joel Glass, George Galante, Trish Wingerson,
Melanie Curtsinger, Liz Brett
Television David Steele, Matt Guokas
Radio Dennis Neumann, Richie Aduabato, Joey Colon (Spanish)
Arena Amway Center (18,864); opened 2010



HEAD COACH
Stan Van Gundy

FRANCHISE BACKGROUND

History
Colours

Founded in 1989
Blue, Silver and Black

NBA Titles 0
Conference Titles 2
Division Titles 5
2010-11 Record 52-30 (.634), 2nd in Southeast
2011 NBA Playoffs Lost to Atlanta 4-2

TORONTO RAPTORS VS. ORLANDO MAGIC

OVERALL: 26-31 HOME: 15-14 ROAD: 11-17

SEASON	DATE	W/L	SCORE	SITE	SEASON	DATE	W/L	SCORE	SITE
2010-11 (2-1)	April 3	W	102-98	Toronto	2002-03 (2-2)	April 9	L	88-82	Orlando
	January 21	L	112-72	Orlando		February 19	W	99-97	Toronto
	November 12	W	110-106	Orlando		January 19	L	101-93	Toronto
2009-10 (1-3)	January 6	W	108-103	Orlando	November 12	W	115-109	Orlando	
	December 16	L	118-99	Orlando	2001-02 (1-3)	March 10	L	92-79	Orlando
	November 22	L	104-96	Toronto	February 27	L	90-85	Toronto	
2008-09 (2-2)	November 1	L	125-116	Toronto	January 27	W	106-97	Toronto	
	April 1	W	99-95	Orlando	Oct. 30	L	114-85	Orlando	
	February 1	L	113-90	Toronto	2000-01 (1-2)	April 6	W	108-100	Orlando
2007-08 (1-2)	January 4	W	108-102	Toronto	April 1	L	104-101 (OT)	Toronto	
	November 18	L	103-90	Orlando	January 23	L	116-111 (OT)	Orlando	
	March 4	L	102-87	Orlando	1999-00 (2-2)	April 19	L	106-100	Orlando
2006-07 (4-0)	February 20	W	127-110	Toronto	March 17	W	95-91	Toronto	
	November 7	L	105-96	Toronto	January 12	W	108-102	Toronto	
	April 4	W	111-108	Orlando	December 17	L	112-98	Orlando	
2005-06 (2-1)	March 21	W	92-85	Toronto	1998-99 (2-1)	April 23	W	95-88	Orlando
	February 7	W	113-103	Toronto	April 19	W	90-72	Toronto	
	December 13	W	91-84	Orlando	March 5	L	89-84	Toronto	
2004-05 (2-2)	April 12	L	103-96	Orlando	1997-98 (1-3)	March 29	L	95-68	Toronto
	March 9	W	106-96	Toronto	February 27	W	115-107 (3OT)	Orlando	
	January 3	W	105-94	Toronto	January 7	L	83-81	Toronto	
2003-04 (2-1)	December 19	W	92-90	Orlando	November 8	L	96-87	Orlando	
	March 30	L	108-96	Orlando	1996-97 (0-4)	November 8	L	96-87	Orlando
	March 9	W	106-96	Toronto	April 10	L	105-69	Toronto	
2003-04 (2-1)	January 3	W	105-94	Toronto	January 12	L	88-85	Toronto	
	December 1	L	128-108	Orlando	January 2	L	96-94 (OT)	Orlando	
	February 4	W	110-90	Toronto	November 16	L	92-87	Orlando	
2003-04 (2-1)	December 21	L	104-93	Toronto	1995-96 (1-2)	March 29	L	126-86	Toronto
	November 28	W	87-86	Orlando	January 3	L	121-110	Orlando	
					December 17	W	110-83	Toronto	



2010-11 TORONTO VS. ORLANDO

PLAYER	G-BS	MIN	FG-FGA	PCT	3FG-FGA	PCT	FT-FTA	PCT	OFF	DEF	TOT	AST	PF-DQ	STL	TO	BLK	PTS	AVG
DeRozan	3-3	114	22-45	.489	0-1	.000	22-24	.917	5	10	15	5	6-0	4	3	0	66	22.0
Bargnani	2-2	86	14-37	.378	1-5	.400	8-8	1.000	1	5	6	2	5-0	0	2	1	38	19.0
Bayless (TOT)	2-1	58	12-25	.480	3-10	.300	6-7	.857	1	3	4	11	6-0	3	6	0	33	16.5
Bayless (TOR)	2-1	58	12-25	.480	3-10	.300	6-7	.857	1	3	4	11	6-0	3	6	0	33	16.5
Barbosa	1-0	21	7-12	.583	0-0	---	0-2	.000	1	3	4	4	0-0	0	0	0	14	14.0
Jack	1-1	26	4-8	.500	1-2	.500	4-4	1.000	0	5	5	2	2-0	0	0	0	13	13.0
Weems	2-1	53	11-18	.611	2-4	.500	1-2	.500	1	2	3	4	3-0	2	2	0	25	12.5
Gainey	1-0	18	4-9	.444	2-4	.500	0-2	.000	0	0	0	1	1-0	0	1	0	10	10.0
J. Johnson (TOT)	2-1	47	7-15	.467	1-3	.333	2-4	.500	4	5	9	7	3-0	0	7	3	17	8.5
J. Johnson (TOR)	1-1	32	4-10	.400	1-2	.500	2-4	.500	3	4	7	5	1-0	0	3	1	11	11.0
A. Johnson	3-1	58	11-17	.647	0-0	---	3-3	1.000	6	5	11	0	13-1	1	0	2	25	8.3
Wright	2-0	51	6-14	.429	1-2	.500	0-1	.000	6	8	14	4	1-0	3	4	2	13	6.5
Ajinca (TOT)	1-0	3	2-2	1.000	1-1	1.000	0-0	---	0	1	1	1	1-0	1	0	0	5	5.0
Calderon	2-1	50	3-5	.200	2-5	.400	2-2	1.000	2	3	5	12	0-0	2	4	0	10	5.0
Davis	2-1	44	5-9	.556	0-0	---	0-0	---	4	9	13	2	9-0	1	0	0	10	5.0
Kleiza	1-1	23	1-6	.167	1-2	.500	0-0	---	0	2	2	1	4-0	1	1	0	4	4.0
Evans	2-1	65	2-6	.333	0-0	---	1-2	.500	5	24	29	4	10-0	3	4	1	5	2.5
Alabi	1-0	10	1-4	.250	0-0	---	0-2	.000	2	0	2	1	3-0	0	1	0	2	2.0
Dorsey	3-1	31	2-6	.333	0-0	---	1-5	.200	4	7	11	1	5-0	0	3	1	5	1.7
RAPTORS	3	720	109-241	.452	15-38	.395	51-70	.729	41	90	131	59	69-1	20	41	8	284	94.7
MAGIC	3	720	118-238	.496	30-72	.417	50-83	.602	34	90	124	59	53-0	18	34	12	316	105.3

2010-11 ORLANDO VS. TORONTO

PLAYER	G-BS	MIN	FG-FGA	PCT	3FG-FGA	PCT	FT-FTA	PCT	OFF	DEF	TOT	AST	PF-DQ	STL	TO	BLK	PTS	AVG
Howard	3-3	113	32-55	.582	0-0	---	23-45	.511	14	22	36	2	8-0	0	6	7	87	29.0
Pietrus	1-0	30	8-11	.727	8-11	.727	0-0	---	0	2	2	1	4-0	2	1	0	24	24.0
Nelson	3-3	103	20-41	.488	5-13	.385	8-11	.727	2	6	8	23	10-0	4	8	0	53	17.7
Anderson	2-0	45	10-20	.500	6-12	.500	1-1	1.000	6	7	13	1	1-0	3	0	0	27	13.5
Arenas (TOT)	3-2	82	10-29	.345	4-10	.400	10-12	.833	0	10	10	16	6-0	3	6	0	34	11.3
Arenas (ORL)	1-0	21	2-5	.400	1-2	.500	2-2	1.000	0	1	1	7	0-0	0	0	0	7	7.0
Bass	3-2	83	13-23	.565	0-0	---	5-6	.833	5	16	21	3	4-0	2	4	2	31	10.3
Carter	1-1	32	4-11	.364	0-0	---	2-3	.667	0	4	4	3	4-0	2	1	0	10	10.0
J. Richardson (TOT)	2-2	71	7-19	.368	4-11	.364	2-3	.667	1	5	6	1	3-0	0	2	0	20	10.0
J. Richardson (ORL)	2-2	71	7-19	.368	4-11	.364	2-3	.667	1	5	6	1	3-0	0	2	0	20	10.0
Turkoglu (TOT)	2-2	60	8-15	.533	1-5	.200	0-3	.000	1	7	8	6	7-0	1	1	1	17	8.5
Turkoglu (ORL)	2-2	60	8-15	.533	1-5	.200	0-3	.000	1	7	8	6	7-0	1	1	1	17	8.5
Lewis	1-1	26	2-5	.400	0-0	---	2-2	1.000	2	4	6	4	3-0	0	1	0	6	6.0
Redick	2-0	40	4-8	.500	2-5	.400	2-2	1.000	0	5	5	1	2-0	1	4	0	12	6.0
Q. Richardson	3-1	52	6-15	.400	3-10	.300	0-0	---	2	7	9	1	4-0	1	3	1	15	5.0
Clark (TOT)	1-0	8	1-4	.250	0-1	.000	2-3	.667	0	1	1	0	1-0	0	1	0	4	4.0
Clark (ORL)	1-0	8	1-4	.250	0-1	.000	2-3	.667	0	1	1	0	1-0	0	1	0	4	4.0
Gortat	1-0	4	1-1	1.000	0-0	---	0-0	---	0	0	0	1	1-0	0	0	0	2	2.0
Duhon	2-0	19	0-4	.000	0-2	.000	1-2	.500	0	3	3	3	0-0	1	0	1	0	0.5
Allen	1-0	9	0-0	---	0-0	---	0-0	---	1	0	1	1	1-0	0	1	0	0	0.0
Williams	1-0	5	0-1	.000	0-0	---	0-0	---	0	0	0	1	0-0	0	0	0	0	0.0
MAGIC	3	720	118-238	.496	30-72	.417	50-83	.602	34	90	124	59	53-0	18	34	12	316	105.3
RAPTORS	3	720	109-241	.452	15-38	.395	51-70	.729	41	90	131	59	69-1	20	41	8	284	94.7

CAREER STATISTICS VS. ORLANDO

PLAYER	G-BS	MIN	FG-FGA	PCT	3FG-FGA	PCT	FT-FTA	PCT	OFF	DEF	TOT	AST	PF-DQ	STL	TO	BLK	PTS	AVG	HI
Bargnani	15-13	436	81-201	.403	19-54	.352	35-38	.921	12	59	71	13	53-3	3	22	6	216	14.4	27
Barbosa	13-2	305	71-130	.546	23-47	.489	14-21	.667	5	26	31	41	19-0	13	15	1	179	13.8	39
DeRozan	7-7	186	33-64	.516	1-2	.500	24-28	.857	8	15	23	8	18-0	5	4	1	91	13.0	26
Bayless	4-2	108	15-44	.341	3-12	.250	11-13	.846	2	7	9	15	10-0	3	9	0	44	11.0	23
Calderon	14-8	386	59-112	.518	9-24	.375	20-22	.909	3	25	28	87	19-0	8	25	2	145	10.4	21
Kleiza	9-1	194	25-58	.431	10-27	.370	12-14	.857	3	30	33	8	24-0	5	7	1	72	8.0	26
Magloire	31-14	647	89-160	.556	0-1	.000	54-90	.600	68	120	188	17	93-2	13	43	18	232	7.5	27
Butler	23-7	527	67-171	.392	21-61	.344	16-23	.696	13	59	72	27	31-0	4	17	10	171	7.4	19
J. Johnson	5-2	97	14-33	.424	4-8	.250	6-8	.750	6	9	15	12	8-0	4	11	5	36	7.2	13
Carter	25-8	556	65-149	.436	2-22	.182	23-27	.852	8	49	57	108	49-1	35	49	5	157	6.3	21
A. Johnson	2-2	169	25-38	.658	0-0	---	8-13	.615	22	20	42	4	37-1	4	5	11	58	5.3	14
Davis	1-1	44	5-9	.556	0-0	---	0-0	---	4	9	13	2	9-0	1	0	0	10	5.0	8
Gray	11-2	157	22-41	.537	0-0	---	5-7	.714	17	28	45	6	35-0	8	15	4	49	4.5	13
Alabi	1-0	10	1-4	.250	0-0	---	0-2	.000	2	0	2	1	3-0	0	1	0	2	2.0	2
Forbes	1-0	1	0-0	---	0-0	---	0-0	---	0	0	0	0	0-0	0	0	0	0	0.0	0

CURRENT FACTS

Current Streak.....	Won 1
Current Home Streak.....	Won 1
Current Road Streak.....	Lost 1
Last Home Win.....	April 3, 2011 (102-98)
Last Home Loss.....	November 22, 2009 (104-96)
Last Road Win.....	November 12, 2010 (110-106)
Last Road Loss.....	January 21, 2011 (112-72)
Largest Margin of Victory.....	24, January 4, 2006
Largest Margin of Defeat.....	40, 2X - last: January 21, 2011 (112-72)

2011-12 SCHEDULE

DATE	SITE	TIME (ET)
Sunday, January 1	Orlando	6:00 p.m.
Monday, March 5	Toronto	7:00 p.m.
Monday, March 26	Toronto	7:00 p.m.

PHILADELPHIA 76ERS



3601 South Broad Street
Philadelphia, PA 19148
(215) 339-7666
www.sixers.com

TEAM DIRECTORY

President.....Rod Thorn
Head Coach.....Doug Collins
Associate Head Coach.....Michael Curry
Assistant Coaches.....Brian James, Aaron McKie, Jeff Capel
Athletic Trainer.....Kevin Johnson
PR Staff.....Michael Preston, Sean McCloskey, Rebecca Timms,
Harvey Pollack
Television.....Marc Zumoff, Eric Snow
Radio.....Tom McGinnis
Arena.....Wells Fargo Center (20,328); opened 1996



HEAD COACH
Doug Collins

FRANCHISE BACKGROUND

History Syracuse Nationals, 1949-63;
Philadelphia 76ers, 1963-present
Colours Red, White, Blue, Gold and Silver

NBA Titles 3 (1955, '67, '83)
Conference Titles 9
Division Titles 12
2010-11 Record 41-41 (.500), 3rd in Atlantic
2011 NBA Playoffs Lost to Miami 4-1

TORONTO RAPTORS VS. PHILADELPHIA 76ERS

OVERALL: 31-30 HOME: 16-14 ROAD: 15-16

SEASON	DATE	W/L	SCORE	SITE	SEASON	DATE	W/L	SCORE	SITE
2010-11 (2-2)	April 8	L	98-93	Philadelphia	2002-03 (0-3)	March 23	L	112-95	Philadelphia
	January 26	L	107-94	Toronto		November 24	L	94-84	Philadelphia
	November 24	W	106-90	Toronto		November 22	L	90-80	Toronto
2009-10 (3-1)	November 17	W	94-86	Philadelphia	2001-02 (3-1)	March 31	W	72-70	Philadelphia
	April 3	W	128-123 (OT)	Philadelphia		March 3	L	96-94	Toronto
	March 7	L	114-101	Toronto		February 4	W	100-93	Philadelphia
2008-09 (2-2)	February 10	W	104-93	Toronto	2000-01 (3-1)	November 25	W	107-88	Toronto
	January 8	W	108-106	Philadelphia		April 3	W	100-86	Toronto
	April 12	W	111-104	Toronto		January 30	W	96-89	Toronto
2007-08 (3-1)	March 11	L	115-106	Philadelphia	1999-00 (0-3)	January 21	W	110-106 (OT)	Philadelphia
	November 12	L	106-96	Toronto		November 1	L	104-98	Philadelphia
	October 29	W	95-84	Philadelphia		March 22	L	106-93	Philadelphia
2006-07 (3-1)	January 19	L	99-95	Philadelphia	1998-99 (1-2)	December 15	L	93-91	Philadelphia
	January 9	W	109-96	Toronto		November 14	L	93-90	Toronto
	November 9	W	105-103	Philadelphia		May 1	L	103-96	Philadelphia
2005-06 (1-3)	October 31	W	106-97	Toronto	1997-98 (2-2)	April 14	L	96-78	Philadelphia
	April 18	L	122-119	Toronto		April 4	W	97-82	Toronto
	April 6	W	94-85	Philadelphia		April 19	L	107-78	Toronto
2004-05 (1-3)	January 15	W	104-86	Philadelphia	1996-97 (3-1)	April 5	L	116-104	Philadelphia
	November 8	W	106-104	Toronto		January 26	W	91-87	Toronto
	March 14	W	111-97	Philadelphia		December 10	W	104-97	Philadelphia
2003-04 (3-1)	December 18	L	107-80	Toronto	1995-96 (1-3)	February 2	W	112-90	Philadelphia
	November 16	L	121-115	Toronto		April 21	L	109-105	Toronto
	November 15	L	104-92	Philadelphia		March 27	L	103-94	Philadelphia
	March 25	L	103-101	Philadelphia		March 12	L	118-110	Philadelphia
	March 13	W	128-110	Toronto		December 1	W	105-102	Toronto
	February 11	L	106-91	Toronto					
	January 14	L	106-96	Philadelphia					
	February 3	W	93-80	Philadelphia					
	January 28	W	94-84	Toronto					
	December 2	W	95-88	Philadelphia					
	November 19	L	81-75	Toronto					



2010-11 TORONTO VS. PHILADELPHIA

PLAYER	G-GS	MIN	FG-FGA	PCT	3FG-FGA	PCT	FT-FTA	PCT	OFF	DEF	TOT	AST	PF-DQ	STL	TO	BLK	PTS	AVG
Bargnani	3-3	108	26-44	.591	4-9	.444	15-18	.833	2	15	17	5	5-0	2	10	7	71	23.7
DeRozan	4-4	136	19-45	.422	0-3	.000	27-30	.900	2	7	9	10	11-0	5	4	1	65	16.3
Bayless (TOT)	3-1	71	14-27	.519	6-9	.667	5-6	.833	2	5	7	10	7-0	2	6	0	39	13.0
Bayless (TOR)	3-1	71	14-27	.519	6-9	.667	5-6	.833	2	5	7	10	7-0	2	6	0	39	13.0
Calderon	3-2	95	13-24	.542	2-8	.250	8-10	.800	0	13	13	30	7-0	4	5	0	36	12.0
Barbosa	1-0	28	5-14	.357	1-6	.167	0-0	---	0	0	0	2	1-0	0	0	0	11	11.0
Weems	4-2	100	17-35	.486	1-5	.200	6-9	.667	2	7	9	4	2-0	3	8	0	41	10.3
Davis	2-1	56	7-14	.500	0-0	---	4-4	1.000	3	11	14	5	1-0	2	2	1	28	9.0
Evans	3-3	100	9-15	.600	0-0	---	7-11	.636	15	36	51	5	10-0	4	6	1	15	8.3
A. Johnson	3-1	71	10-18	.556	0-0	---	4-5	.800	4	8	12	5	10-1	2	2	6	24	8.0
J. Johnson (TOT)	2-1	36	5-12	.417	1-2	.500	4-6	.667	0	1	1	6	6-0	2	4	1	15	7.5
J. Johnson (TOR)	1-1	25	3-8	.375	1-2	.500	2-2	1.000	0	1	1	4	4-0	0	1	1	9	9.0
Stojakovic	1-0	6	2-3	.667	1-2	.500	2-2	1.000	0	1	1	0	0-0	0	0	0	7	7.0
Andersen	1-0	14	3-4	.750	0-0	---	0-0	---	0	4	4	0	1-0	0	1	1	6	6.0
Jack	1-1	23	2-3	.667	4-4	1.000	2-2	1.000	1	0	1	2	3-0	1	2	0	6	6.0
Wright	2-1	52	5-12	.417	0-0	---	0-0	---	2	2	4	6	3-0	5	5	1	10	5.0
Ajincic (TOT)	2-0	22	3-7	.429	1-3	.333	0-0	---	0	4	4	0	7-0	1	2	1	7	3.5
Ajincic (TOR)	2-0	22	3-7	.429	1-3	.333	0-0	---	0	4	4	0	7-0	1	2	1	7	3.5
Kleiza	2-0	35	3-12	.250	0-2	.000	1-2	.500	0	9	9	1	1-0	0	0	1	7	3.5
T. Johnson	1-0	12	1-4	.250	1-2	.500	0-0	---	0	0	0	0	1-0	0	2	0	3	3.0
Dorsey	1-0	7	1-2	.500	0-0	---	0-0	---	1	2	3	0	0-0	1	1	1	2	2.0
RAPTORS	4	960	143-301	.475	18-55	.327	83-101	.822	34	125	159	85	77-1	32	61	22	387	96.8
76ERS	4	960	147-332	.443	12-46	.261	75-95	.789	48	112	160	80	79-1	33	52	16	381	95.3

2010-11 PHILADELPHIA VS. TORONTO

PLAYER	G-GS	MIN	FG-FGA	PCT	3FG-FGA	PCT	FT-FTA	PCT	OFF	DEF	TOT	AST	PF-DQ	STL	TO	BLK	PTS	AVG
Brand	3-3	111	25-45	.556	0-0	---	13-15	.867	10	13	23	2	9-0	3	3	2	63	21.0
Iguodala	3-3	113	20-36	.556	3-4	.750	5-8	.625	4	12	16	15	8-0	4	6	1	48	16.0
Holiday	4-4	147	22-55	.400	1-9	.111	16-17	.941	7	15	22	35	10-0	8	15	5	61	15.3
Young	4-1	116	24-48	.500	0-1	.000	6-10	.600	6	8	14	2	7-0	10	1	1	54	13.5
Speights	3-0	45	16-23	.696	0-1	.000	4-5	.800	9	5	14	2	7-0	0	7	1	36	12.0
Turner	4-2	114	9-23	.391	0-1	.000	15-16	.938	2	20	22	9	7-0	4	2	0	33	8.3
Williams	3-0	64	7-28	.250	4-9	.444	5-6	.833	2	4	6	4	6-0	1	3	2	23	7.7
Nocioni	2-1	43	5-12	.417	1-4	.250	2-3	.667	0	10	10	0	7-1	1	4	1	13	6.5
Brackins	1-0	10	7-7	.429	0-2	.000	0-0	---	1	0	1	0	2-0	1	0	0	6	6.0
Hawes	4-4	75	11-27	.407	0-0	---	2-6	.333	7	11	18	8	12-0	0	7	2	24	6.0
Meeks	3-2	84	4-20	.200	3-14	.214	7-9	.778	0	10	10	3	2-0	1	1	0	18	6.0
Battie	2-0	22	1-5	.200	0-1	.000	0-0	---	0	2	2	1	1-0	0	1	2	1.0	
Daniels	1-0	4	0-0	---	0-0	---	0-0	---	0	1	1	0	0-0	0	0	0	0	0.0
Kapono	1-0	5	0-0	---	0-0	---	0-0	---	0	0	0	0	0-0	0	0	0	0	0.0
Songaila	1-0	6	0-3	.000	0-0	---	0-0	---	0	1	1	0	1-0	0	0	0	0	0.0
76ERS	4	960	147-332	.443	12-46	.261	75-95	.789	48	112	160	80	79-1	33	52	16	381	95.3
RAPTORS	4	960	143-301	.475	18-55	.327	83-101	.822	34	125	159	85	77-1	32	61	22	387	96.8

CAREER STATISTICS VS. PHILADELPHIA

PLAYER	G-GS	MIN	FG-FGA	PCT	3FG-FGA	PCT	FT-FTA	PCT	OFF	DEF	TOT	AST	PF-DQ	STL	TO	BLK	PTS	AVG	HI
Bargnani	18-12	518	94-193	.487	25-60	.417	44-53	.830	16	60	76	27	43-0	8	31	28	257	14.3	30
DeRozan	8-7	215	32-71	.451	0-3	.000	36-43	.837	8	16	24	12	14-0	9	7	1	100	12.5	29
Barbosa	13-3	293	53-116	.457	19-48	.396	14-18	.778	7	31	38	26	35-0	15	15	1	139	10.7	26
Bayless	6-1	133	22-57	.386	6-12	.500	14-16	.875	5	7	12	16	15-0	5	9	0	64	10.7	24
Calderon	21-9	564	76-154	.494	20-52	.385	27-32	.844	2	43	45	140	51-0	21	42	2	199	9.5	17
Davis	2-1	56	7-14	.500	0-0	---	4-4	1.000	3	11	14	1	4-0	2	2	1	18	9.0	14
Butler	17-6	369	45-111	.405	22-56	.393	10-15	.667	8	41	49	16	16-0	6	12	0	122	7.2	18
Magloire	28-12	623	68-148	.459	0-0	---	64-95	.674	58	131	189	26	74-1	11	50	25	200	7.1	19
A. Johnson	14-1	225	30-58	.517	0-1	.000	21-25	.840	22	38	60	9	29-1	8	9	21	81	5.8	15
J. Johnson	5-2	76	10-24	.417	1-5	.200	5-7	.714	1	7	8	8	14-0	3	5	4	26	5.2	9
Carter	22-5	455	44-107	.411	4-20	.250	18-26	.692	8	28	36	98	47-0	19	36	6	111	5.0	12
Kleiza	9-0	143	14-49	.286	4-18	.222	7-8	.875	5	26	31	6	21-0	3	11	1	39	4.3	9
Gray	7-0	66	8-19	.421	0-0	---	4-9	.444	6	11	17	3	7-0	1	4	3	20	2.9	8
Forbes	2-0	28	5-9	.556	1-2	.500	0-0	---	1	2	3	0	4-0	0	2	0	11	5.5	9

SERIES FACTS

Current Streak.....	Lost 2
Current Home Streak.....	Lost 1
Current Road Streak.....	Lost 1
Last Home Win.....	November 24, 2010 (1106-90)
Last Home Loss.....	January 26, 2011 (107-94)
Last Road Win.....	November 17, 2010 (94-86)
Last Road Loss.....	April 8, 2011 (98-93)
Largest Margin of Victory.....	22, April 2, 1997
Largest Margin of Defeat.....	29, April 19, 1998

2011-12 SCHEDULE

DATE	SITE	TIME (ET)
Saturday, January 7	Philadelphia	8:00 p.m.
Wednesday, April 4	Philadelphia	7:00 p.m.
Wednesday, April 11	Toronto	7:00 p.m.



US Airways Center
201 East Jefferson Street
Phoenix, AZ 85004
(602) 379-7900
www.suns.com

TEAM DIRECTORY

President of Basketball Operations Lon Babby
Head Coach Alvin Gentry
Assistant Coaches Elston Turner, Bill Cartwright, Dan Majerle,
Igor Kokoskov, Noel Gillespie
Athletic Trainer Aaron Nelson
PR Staff Julie Fie, DC Headley, Vince Kozar, Sherry Reed
Television Eddie Johnson, Scott Williams
Radio Al McCoy, Tim Kempton,
Ivan Valenzuela (Spanish), Arturo Ochoa (Spanish)
Arena US Airways Center (18,422); opened 1992



HEAD COACH
Alvin Gentry

FRANCHISE BACKGROUND

History	Founded in 1968	NBA Titles	0
Colours	Purple, Orange and Black	Conference Titles	2
		Division Titles	6
		2010-11 Record	40-42 (.488), 2nd in Pacific
		2011 NBA Playoffs	Did not qualify

TORONTO RAPTORS VS. PHOENIX SUNS

OVERALL: 7-23 HOME: 4-11 ROAD: 3-12

SEASON	DATE	W/L	SCORE	SITE	SEASON	DATE	W/L	SCORE	SITE
2010-11 (0-2)	March 23	L	114-106	Phoenix	2002-03 (1-1)	March 17	L	95-91 (OT)	Phoenix
	February 25	L	110-92	Toronto		February 21	W	92-89	Toronto
2009-10 (0-2)	November 29	L	113-94	Toronto	2001-02 (1-1)	December 9	L	91-90	Toronto
	November 15	L	101-100	Phoenix		November 18	W	87-81	Phoenix
2008-09 (0-2)	February 27	L	133-113	Phoenix	2000-01 (0-2)	December 30	L	109-103	Phoenix
	January 18	L	117-113	Toronto		December 10	L	95-87	Toronto
2007-08 (0-2)	December 22	L	122-103	Phoenix	1999-00 (1-1)	February 27	W	103-102	Toronto
	December 5	L	136-123	Toronto		November 23	L	94-93	Phoenix
2006-07 (0-2)	January 3	L	100-98	Toronto	1997-98 (0-2)	February 3	L	110-105	Toronto
	December 19	L	115-98	Phoenix		December 5	L	110-91	Phoenix
2005-06 (0-2)	March 31	L	140-126	Toronto	1996-97 (2-0)	March 11	W	105-101	Phoenix
	November 22	L	90-82	Phoenix		February 1	W	110-86	Toronto
2004-05 (0-2)	January 30	L	123-105	Toronto	1995-96 (0-2)	February 23	L	110-105	Phoenix
	December 26	L	106-94	Phoenix		November 10	L	112-108	Toronto
2003-04 (2-0)	February 10	W	101-94	Phoenix					
	January 4	W	83-73	Toronto					



2010-11 TORONTO VS. PHOENIX

PLAYER	G-GS	MIN	FG-FGA	PCT	3FG-FGA	PCT	FT-FTA	PCT	OFF	DEF	TOT	AST	PF-DQ	STL	TO	BLK	PTS	AVG
Bargnani	2-2	74	22-37	.595	1-3	.333	8-11	.727	2	6	8	4	3-0	1	5	0	53	26.5
DeRozan	2-2	59	15-31	.484	0-1	.000	3-3	1.000	0	10	10	5	5-0	3	4	1	33	16.5
Barbosa	2-0	49	13-24	.542	3-8	.375	0-1	.000	0	2	2	3	3-0	1	2	0	29	14.5
Davis	2-0	46	8-12	.667	0-0	---	2-6	.333	9	5	14	1	6-0	1	2	2	18	9.0
J. Johnson (TOT)	3-2	74	11-18	.611	1-3	.333	3-5	.600	3	11	14	6	11-1	4	6	4	26	8.7
J. Johnson (TOR)	2-2	51	6-12	.500	0-1	.000	2-2	1.000	1	8	9	3	5-0	2	3	2	14	7.0
Bayless (TOT)	2-0	40	5-14	.357	0-1	.000	7-8	.875	0	8	8	7	6-0	2	2	0	17	8.5
Bayless (TOR)	2-0	40	5-14	.357	0-1	.000	7-8	.875	0	8	8	7	6-0	2	2	0	17	8.5
A. Johnson	2-2	41	7-13	.538	0-0	---	1-2	.500	3	6	9	0	6-0	0	1	0	15	7.5
Weems	2-0	28	6-15	.400	0-2	.000	1-2	.500	2	3	5	1	0-0	0	2	0	13	6.5
Calderon	2-2	56	3-9	.333	0-2	.000	0-0	---	0	7	7	20	5-0	0	3	1	6	3.0
Ajinca (TOT)	1-0	13	0-3	.000	0-1	.000	0-0	---	0	1	1	0	2-0	0	0	0	0	0.0
Ajinca (TOR)	1-0	13	0-3	.000	0-1	.000	0-0	---	0	1	1	0	2-0	0	0	0	0	0.0
Alabi	1-0	3	0-0	---	0-0	---	0-0	---	0	0	0	0	0-0	0	0	0	0	0.0
Evans	1-0	15	0-2	.000	0-0	---	0-0	---	2	4	6	0	3-0	0	2	0	0	0.0
Wright	1-0	6	0-0	---	0-0	---	0-0	---	0	1	1	0	0-0	1	2	1	0	0.0
RAPTOR S	2	480	85-172	.494	4-19	.211	24-35	.686	19	61	80	44	44-0	11	30	7	198	99.0
SUNS	2	480	81-172	.471	18-49	.367	44-55	.800	20	64	84	47	29-0	19	24	15	224	112.0

2010-11 PHOENIX VS. TORONTO

PLAYER	G-GS	MIN	FG-FGA	PCT	3FG-FGA	PCT	FT-FTA	PCT	OFF	DEF	TOT	AST	PF-DQ	STL	TO	BLK	PTS	AVG
Brooks (TOT)	2-0	59	11-26	.423	4-10	.400	4-5	.800	1	4	5	15	3-0	4	6	0	30	15.0
Brooks (PHO)	1-0	34	9-16	.563	4-7	.571	3-4	.750	1	3	4	8	2-0	3	3	0	25	25.0
Frye	2-2	68	10-25	.400	5-14	.357	5-6	.833	1	10	11	5	5-0	2	2	0	30	15.0
Carter (TOT)	3-3	81	15-34	.441	5-10	.500	5-6	.833	0	11	11	3	5-0	8	2	2	40	13.3
Carter (PHO)	2-2	50	11-23	.478	5-10	.500	3-3	1.000	0	7	7	0	1-0	6	1	2	30	15.0
Pietrus (TOT)	3-0	52	12-24	.500	9-16	.563	5-6	.833	0	3	3	1	5-0	4	3	2	38	12.7
Pietrus (PHO)	2-0	22	4-13	.308	1-5	.200	5-6	.833	0	1	1	0	1-0	2	2	1	14	7.0
Nash	2-2	52	8-23	.348	1-5	.200	6-8	.750	0	10	10	19	2-0	0	2	0	23	11.5
Gortat (TOT)	3-0	71	14-19	.737	0-0	---	6-8	.750	7	12	19	3	5-0	0	3	6	34	11.3
Gortat (PHO)	2-0	67	13-18	.722	0-0	---	6-8	.750	7	12	19	2	4-0	0	3	6	32	16.0
Lopez	2-2	26	7-12	.583	0-0	---	2-2	1.000	2	5	7	0	4-0	0	0	2	16	8.0
Warrick	2-0	28	6-13	.462	0-0	---	4-6	.667	4	3	7	0	2-0	2	1	0	16	8.0
Dudley	2-0	63	5-15	.333	2-7	.286	1-2	.500	2	7	9	2	5-0	1	4	1	13	6.5
Dowdell	2-0	27	4-6	.667	0-0	---	2-2	1.000	0	2	2	7	0-0	1	2	0	10	5.0
Hill	2-2	28	1-4	.250	0-1	.000	6-6	1.000	1	3	4	3	2-0	1	3	2	8	4.0
Childress	2-0	13	3-4	.750	0-0	---	0-0	---	2	1	3	1	0-0	1	0	0	6	3.0
Siler	1-0	3	0-0	---	0-0	---	1-2	.500	0	0	0	0	1-0	0	0	0	1	1.0
SUNS	2	480	81-172	.471	18-49	.367	44-55	.800	20	64	84	47	29-0	19	24	15	224	112.0
RAPTOR S	2	480	85-172	.494	4-19	.211	24-35	.686	19	61	80	44	44-0	11	30	7	198	99.0

CAREER STATISTICS VS. PHOENIX

PLAYER	G-GS	MIN	FG-FGA	PCT	3FG-FGA	PCT	FT-FTA	PCT	OFF	DEF	TOT	AST	PF-DQ	STL	TO	BLK	PTS	AVG	HI
Bargnani	9-7	326	68-141	.482	12-35	.343	30-36	.833	13	30	43	9	29-1	6	17	4	178	19.8	27
Barbosa	2-0	49	13-24	.542	3-8	.375	0-1	.000	0	2	3	3-0	1	2	0	29	14.5	15	
DeRozan	4-4	101	22-47	.468	0-3	.000	9-9	1.000	1	12	13	7	11-0	5	5	1	53	13.3	19
Davis	2-0	46	8-12	.667	0-0	---	2-6	.333	9	5	14	1	6-0	1	2	2	18	9.0	11
Magloire	16-8	355	48-98	.490	0-0	---	33-49	.673	30	92	122	10	46-0	5	29	13	129	8.1	22
Butler	20-9	496	60-145	.414	23-63	.365	12-18	.667	7	48	55	16	17-0	8	11	11	155	7.8	22
Bayless	7-0	103	15-40	.375	2-5	.400	22-28	.786	1	12	13	13	11-0	2	5	0	54	7.7	29
Calderon	10-8	283	32-70	.457	5-16	.313	7-9	.778	4	22	26	64	23-0	4	13	1	76	7.6	15
J. Johnson	5-3	91	13-27	.481	1-5	.200	5-7	.714	4	12	16	8	16-1	4	9	4	32	6.4	12
Kleiza	14-0	252	30-66	.455	10-25	.400	15-27	.556	20	28	48	11	25-0	4	9	3	85	6.1	18
A. Johnson	8-2	134	14-27	.519	0-0	---	4-10	.400	18	20	38	6	23-0	1	7	6	32	4.0	9
Carter	23-6	411	50-109	.459	7-22	.318	15-23	.652	9	26	35	75	43-0	22	34	4	122	5.3	19
Gray	7-1	80	5-14	.357	0-0	---	2-5	.400	8	20	28	6	15-0	2	6	2	12	1.7	4
Alabi	1-0	3	0-0	---	0-0	---	0-0	---	0	0	0	0	0-0	0	0	0	0	0.0	0
Forbes	4-1	74	8-21	.381	1-3	.333	7-10	.700	1	14	15	5	7-0	2	4	0	24	6.0	15

SERIES FACTS

Current Streak.....	Lost 14
Current Home Streak	Lost 7
Current Road Streak	Lost 7
Last Home Win.....	January 4, 2004 (83-73)
Last Home Loss.....	February 25, 2011 (110-92)
Last Road Win.....	February 10, 2004 (101-94)
Last Road Loss.....	March 23, 2011 (114-106)
Largest Margin of Victory.....	24, February 1, 1997
Largest Margin of Defeat.....	20, February 27, 2009

2011-12 SCHEDULE

DATE	SITE	TIME (ET)
Tuesday, January 24	Phoenix	9:00 p.m.

PORTLAND TRAIL BLAZERS



One Center Court, Suite 200
Portland, OR 97227
(503) 234-9291
www.trailblazers.com

TEAM DIRECTORY

President.....Larry Miller
Head Coach.....Nate McMillan
Assistant Coaches.....Bernie Bickerstaff, Bob Ociepka, Buck Williams,
Kaleb Canales
Athletic Trainer.....Jay Jensen
PR Staff.....Traci Rose, Jim Taylor, Collin Romer
Television.....Mike Barrett, Mike Rice
Radio.....Brian Wheeler, Antonio Harvey
Arena.....The Rose Garden (20,796); opened 1995



HEAD COACH
Nate McMillan

FRANCHISE BACKGROUND

History	Founded in 1970	NBA Titles	1 (1977)
Colours	Scarlet, Black and Silver	Conference Titles	3
		Division Titles	4
		2010-11 Record	48-34 (.585), 3rd in Northwest
		2011 NBA Playoffs	Lost to Dallas 4-2

TORONTO RAPTORS VS. PORTLAND TRAIL BLAZERS

OVERALL: 9-21 HOME: 5-10 ROAD: 4-11

SEASON	DATE	W/L	SCORE	SITE	SEASON	DATE	W/L	SCORE	SITE
2010-11 (0-2)	February 11	L	102-96	Toronto	2002-03 (0-2)	March 12	L	125-103	Portland
	November 6	L	97-84	Portland		December 8	L	104-91	Toronto
2009-10 (0-2)	March 14	L	109-98	Portland	2001-02 (1-1)	March 1	L	91-81	Portland
	February 24	L	101-87	Toronto	January 2	W	95-84	Portland	
2008-09 (0-2)	December 27	L	102-89	Portland	2000-01 (0-2)	December 6	L	95-88	Portland
	December 7	L	98-97	Toronto	November 16	L	86-80	Toronto	
2007-08 (1-1)	January 13	W	116-109 (2OT)	Toronto	1999-00 (1-1)	March 6	W	109-90	Portland
	December 9	L	101-96	Portland	January 4	L	114-90	Toronto	
2006-07 (1-1)	December 22	W	98-96 (OT)	Portland	1997-98 (0-2)	February 1	L	97-90	Portland
	December 10	L	93-83	Toronto	November 24	L	91-90	Toronto	
2005-06 (1-1)	February 12	W	114-81	Toronto	1996-97 (2-0)	January 28	W	120-84	Toronto
	January 18	L	96-94	Portland	January 17	W	94-92	Portland	
2004-05 (1-1)	November 13	L	105-102	Portland	1995-96 (0-2)	February 5	L	90-87	Portland
	November 7	W	101-97	Toronto	December 7	L	96-88	Portland	
2003-04 (0-2)	January 11	L	83-72	Toronto					
	November 11	L	83-80	Portland					



2010-11 TORONTO VS. PORTLAND

PLAYER	G-GS	MIN	FG-FGA	PCT	3FG-FGA	PCT	FT-FTA	PCT	OFF	DEF	TOT	AST	PF-DQ	STL	TO	BLK	PTS	AVG
Bargnani	2-2	74	16-34	.471	1-4	.250	8-9	.889	4	10	14	4	7-0	1	8	0	41	20.5
Jack	1-1	29	5-11	.455	1-3	.333	5-6	.833	1	2	3	2	2-0	1	3	0	16	16.0
Bayless (TOT)	2-0	40	8-18	.444	4-6	.667	6-6	1.000	0	3	3	4	5-0	1	4	0	26	13.0
Bayless (TOR)	1-0	21	6-11	.545	4-5	.800	2-2	1.000	0	0	0	1	3-0	0	2	0	18	18.0
Wiems	1-1	35	6-10	.500	0-0	---	0-0	---	2	0	2	1	1-0	2	3	0	10	10.0
DeRozan	2-2	67	8-23	.348	0-1	.000	3-5	.600	3	5	8	2	4-0	3	3	0	19	9.5
Barbosa	2-0	42	6-18	.333	0-5	.000	6-7	.857	1	1	2	4	4-0	1	1	0	18	9.0
Calderon	2-1	52	7-11	.636	0-0	---	4-4	1.000	0	7	7	14	4-0	2	0	0	18	9.0
A. Johnson	1-0	22	2-3	.667	0-0	---	3-3	1.000	3	4	7	0	5-0	0	6	1	7	7.0
Wright	2-0	22	4-7	.571	0-1	.000	5-10	.500	0	1	1	0	2-0	4	2	1	13	6.5
Davis	1-1	28	3-6	.500	0-0	---	0-2	.000	7	6	13	1	4-0	1	0	0	6	6.0
Kleiza	1-1	23	2-8	.250	0-4	.000	2-4	.500	1	1	2	0	3-0	0	2	0	6	6.0
Banks	1-0	3	0-0	---	0-0	---	4-4	1.000	0	0	0	0	2-0	0	0	0	4	4.0
Evans	1-1	22	0-1	.000	0-0	---	2-2	1.000	5	4	9	0	1-0	2	0	0	2	2.0
Dorsey	2-0	22	1-2	.500	0-0	---	0-0	---	1	7	8	0	5-0	0	2	1	2	1.0
Andersen	1-0	16	0-3	.000	0-2	.000	0-0	---	1	2	3	3	0-0	1	0	0	0	0.0
TRAIL BLAZERS	2	480	65-148	.439	6-26	.231	44-58	.759	29	50	79	32	47-0	18	33	3	180	90.0
RAPTORS	2	480	72-145	.497	11-33	.333	44-53	.830	23	52	75	42	42-0	20	34	13	199	99.5

2010-11 PORTLAND VS. TORONTO

PLAYER	G-GS	MIN	FG-FGA	PCT	3FG-FGA	PCT	FT-FTA	PCT	OFF	DEF	TOT	AST	PF-DQ	STL	TO	BLK	PTS	AVG
Aldridge	2-2	75	23-43	.535	0-0	---	13-16	.813	8	12	20	3	5-0	2	7	2	59	29.5
Roy	1-1	37	9-19	.474	0-3	.000	8-8	1.000	0	2	2	0	2-0	2	1	2	26	26.0
Fernandez	1-0	33	8-11	.727	6-8	.750	1-1	1.000	0	1	1	3	2-0	3	5	0	23	23.0
Batum	2-2	75	10-21	.476	4-10	.400	3-4	.750	4	6	10	6	2-0	3	1	5	27	13.5
Miller	2-2	70	6-13	.462	0-1	.000	7-7	1.000	4	6	10	21	4-0	3	3	1	19	9.5
Camby	1-1	30	3-5	.600	0-0	---	2-2	1.000	3	13	16	0	3-0	1	4	1	8	8.0
Cunningham	2-1	49	5-9	.556	0-0	---	2-2	1.000	3	5	8	2	8-0	2	0	0	12	6.0
Matthews	2-1	51	3-14	.214	0-7	.000	4-6	.667	1	1	2	3	6-2	2	6	0	10	5.0
Babbitt	1-0	10	1-2	.500	1-2	.500	1-2	.500	0	2	2	0	2-0	0	0	1	4	4.0
Mills	2-0	15	3-7	.429	0-2	.000	2-3	.667	0	2	2	3	2-0	1	0	0	8	4.0
Przybilla	1-0	14	1-1	1.000	0-0	---	1-2	.500	0	2	2	0	1-0	0	1	1	3	3.0
A. Johnson	1-0	12	0-0	---	0-0	---	0-0	---	0	0	0	1	2-0	1	6	0	0	0.0
Marks	1-0	8	0-0	---	0-0	---	0-0	---	0	0	0	0	3-0	0	0	0	0	0.0
TRAIL BLAZERS	2	480	72-145	.497	11-33	.333	44-53	.830	23	52	75	42	42-0	20	34	13	199	99.5
RAPTORS	2	480	65-148	.439	6-26	.231	44-58	.759	29	50	79	32	47-0	18	33	3	180	90.0

CAREER STATISTICS VS. PORTLAND

PLAYER	G-GS	MIN	FG-FGA	PCT	3FG-FGA	PCT	FT-FTA	PCT	OFF	DEF	TOT	AST	PF-DQ	STL	TO	BLK	PTS	AVG	HI
Bayless	2-0	40	8-18	.444	4-6	.667	6-6	1.000	0	3	3	4	5-0	1	4	0	26	13.0	18
Barbosa	20-6	485	85-176	.483	22-61	.361	36-41	.878	12	39	51	62	41-1	24	34	2	228	11.4	25
Bargnani	10-7	273	42-107	.393	6-25	.240	20-24	.833	8	30	38	10	29-0	2	19	3	110	11.0	29
Calderon	12-5	338	45-86	.523	9-24	.375	13-15	.867	1	23	24	72	20-0	10	20	0	112	9.3	22
Kleiza	16-3	308	51-100	.510	16-38	.421	22-31	.710	21	45	66	3	32-0	4	19	1	140	8.8	20
A. Johnson	6-1	133	23-33	.697	0-1	.000	6-8	.750	20	20	40	5	23-0	0	11	8	52	8.7	13
Butler	26-10	614	83-197	.421	37-91	.407	15-20	.750	19	51	70	14	43-0	11	14	13	218	8.4	18
Magloire	10-6	235	33-62	.532	0-0	---	18-23	.783	18	47	65	4	17-0	2	12	10	84	8.4	22
DeRozan	4-4	109	13-32	.406	0-1	.000	7-9	.778	3	10	13	6	12-0	4	5	0	33	8.3	17
Davis	1-1	28	3-6	.500	0-0	---	0-2	.000	7	6	13	1	4-0	1	0	0	6	6.0	6
Carter	19-8	406	45-95	.474	5-16	.313	12-15	.800	8	34	42	64	31-0	22	30	4	107	5.6	14
Gray	6-1	46	3-12	.250	0-0	---	2-2	1.000	9	6	15	3	7-0	4	6	0	8	1.3	4
J. Johnson	3-0	24	1-5	.200	0-1	.000	0-2	.000	0	3	3	1	8-0	2	0	2	0	0.7	2
Forbes	3-0	40	4-17	.235	0-4	.000	4-7	.571	1	4	5	2	5-0	0	5	0	12	4.0	8

SERIES FACTS

Current Streak.....	Lost 6
Current Home Streak.....	Lost 3
Current Road Streak.....	Lost 4
Last Home Win.....	January 13, 2008 (116-109 2OT)
Last Home Loss.....	February 11, 2011 (102-96)
Last Road Win.....	December 22, 2006 (98-96 OT)
Last Road Loss.....	November 6, 2010 (97-83)
Largest Margin of Victory.....	36, January 28, 1997
Largest Margin of Defeat.....	24, January 4, 2000

2011-12 SCHEDULE

DATE	SITE	TIME (ET)
Friday, January 20	Toronto	7:00 p.m.

SACRAMENTO KINGS



Power Balance Pavilion
One Sports Parkway
Sacramento, CA 95834
(916) 928-6900
www.kings.com

TEAM DIRECTORY

President, Basketball Operations Geoff Petrie
Head Coach Paul Westphal
Assistant Coaches Jim Eyen, Keith Smart, Bobby Jackson
Athletic Trainer Manny Romero
PR Staff Troy Hanson, Darrin May, Darryl Arata,
Devin Blankenship, Chris Clark
Television Grant Napear, Jerry Reynolds, Jim Gray, Bill Walton
Radio Gary Gerould
Arena Power Balance Pavilion (17,317); opened 1988



HEAD COACH
Paul Westphal

FRANCHISE BACKGROUND

History	Rochester Royals, 1948-57; Cincinnati Royals, 1957-72; Kansas City-Omaha Kings, 1972-75;	NBA Titles	1 (1951)
	Kansas City Kings, 1975-1985; Sacramento Kings, 1985-present	Conference Titles	1
Colours	Purple, Silver and Black	Division Titles	5
		2010-11 Record	24-58 (.293), 5th in Pacific
		2011 NBA Playoffs	Did Not Qualify

TORONTO RAPTORS VS. SACRAMENTO KINGS OVERALL: 12-18 HOME: 10-5 ROAD: 2-13

SEASON	DATE	W/L	SCORE	SITE	SEASON	DATE	W/L	SCORE	SITE
2010-11	January 9	W	118-112	Toronto	2002-03	March 14	L	119-84	Sacramento
(1-1)	November 1	L	111-108	Sacramento	(1-1)	January 26	W	101-97	Toronto
2009-10	March 10	L	113-90	Sacramento	2001-02	March 17	L	116-113	Toronto
(1-1)	February 7	W	115-104	Toronto	(0-2)	November 13	L	95-86	Sacramento
2008-09	January 25	W	113-97	Toronto	2000-01	March 6	L	98-91	Sacramento
(2-0)	December 26	W	107-101	Sacramento	(0-2)	February 23	L	119-118 (3OT)	Toronto
2007-08	March 16	L	106-100	Sacramento	1999-00	March 10	L	103-88	Sacramento
(1-1)	January 16	W	116-91	Toronto	(1-1)	January 6	W	101-89	Toronto
2006-07	January 17	W	101-85	Toronto	1997-98	January 21	W	99-98	Toronto
(1-1)	November 12	L	107-92	Sacramento	(1-1)	January 30	L	123-97	Sacramento
2005-06	January 29	W	124-123 (OT)	Toronto	1996-97	March 13	W	103-96	Sacramento
(1-1)	November 25	L	106-104	Sacramento	(1-1)	November 26	L	98-87	Toronto
2004-05	January 5	W	96-93	Toronto	1995-96	January 30	L	102-75	Sacramento
(1-1)	November 9	L	108-92	Sacramento	(0-2)	November 8	L	109-90	Toronto
2003-04	February 22	L	96-81	Toronto					
(0-2)	November 14	L	94-64	Sacramento					



2010-11 TORONTO VS. SACRAMENTO

PLAYER	G-GS	MIN	FG-FGA	PCT	3FG-FGA	PCT	FT-FTA	PCT	OFF	DEF	TOT	AST	PF-DQ	STL	TO	BLK	PTS	AVG
Bargnani	2-2	75	22-36	.611	5-10	.500	9-10	.900	1	9	10	4	7-0	1	2	3	58	29.0
DeRozan	2-2	71	20-32	.625	0-0	---	12-17	.706	1	6	7	5	8-0	1	4	2	52	26.0
Calderon	2-1	58	10-20	.500	2-4	.500	4-5	.800	0	5	5	14	3-0	1	1	0	26	13.0
Kleiza	2-2	58	9-25	.360	3-10	.300	4-5	.800	0	3	3	3	6-0	0	5	1	25	12.5
Barbosa	2-0	40	8-17	.471	3-5	.600	1-2	.500	3	5	8	0	3-0	0	5	0	20	10.0
Bayless (TOT)	1-0	15	4-7	.571	1-3	.333	1-2	.500	0	1	1	3	1-0	0	3	1	10	10.0
Bayless (TOR)	1-0	15	4-7	.571	1-3	.333	1-2	.500	0	1	1	3	1-0	0	3	1	10	10.0
Evans	1-1	34	2-6	.333	0-0	---	2-5	.400	10	9	19	2	4-0	0	1	0	6	6.0
Johnson	2-0	34	5-5	1.000	0-0	---	2-2	1.000	7	5	12	2	8-0	1	2	1	12	6.0
Weems	1-0	18	3-10	.300	0-0	---	0-0	---	1	2	3	2	2-0	1	0	0	6	6.0
Andersen	1-0	15	2-2	1.000	1-1	1.000	0-0	---	0	2	2	1	3-0	0	1	0	5	5.0
Davis	1-0	15	0-1	.000	0-0	---	2-2	1.000	0	2	2	2	1-0	1	0	3	2	2.0
Dorsey	1-1	19	1-1	1.000	0-0	---	0-2	.000	2	4	6	2	5-0	0	0	0	2	2.0
Jack	1-1	23	1-5	.200	0-1	.000	0-0	---	0	3	3	5	0-0	0	3	0	2	2.0
Wright	1-0	5	0-0	---	0-0	---	0-0	---	0	0	0	0	1-0	1	2	0	0	0.0
RAPTORS	2	480	87-167	.521	15-34	.441	37-52	.712	25	56	81	45	52-0	7	31	11	226	113.0
KINGS	2	480	82-179	.458	10-28	.357	49-61	.803	30	51	81	34	43-0	13	20	10	223	111.5

2010-11 SACRAMENTO VS. TORONTO

PLAYER	G-GS	MIN	FG-FGA	PCT	3FG-FGA	PCT	FT-FTA	PCT	OFF	DEF	TOT	AST	PF-DQ	STL	TO	BLK	PTS	AVG
Evans	1-1	37	9-16	.563	0-0	---	5-7	.714	2	5	7	5	5-0	2	2	1	23	23.0
Udrih	2-2	75	16-29	.552	4-6	.667	6-8	.750	1	6	7	4	5-0	4	4	0	42	21.0
Cousins	2-2	46	14-24	.583	0-0	---	6-7	.857	7	7	14	4	10-0	2	4	3	34	17.0
Landry	2-1	62	11-26	.423	0-0	---	9-11	.818	5	3	8	2	5-0	0	2	1	31	15.5
Thompson	2-1	47	9-17	.529	0-0	---	8-9	.889	4	11	15	4	5-0	2	1	1	26	13.0
Casspi	2-1	57	8-21	.381	4-11	.364	3-4	.750	0	3	3	2	1-0	2	1	0	23	11.5
Garcia	2-1	53	6-15	.400	1-7	.143	4-4	1.000	0	3	3	3	4-0	0	0	3	17	8.5
Head	2-0	22	1-6	.167	1-3	.333	6-6	1.000	0	0	0	3	0-0	1	1	0	9	4.5
Jackson	2-0	10	3-4	.750	0-0	---	2-4	.500	3	0	3	0	1-0	0	1	0	8	4.0
Taylor (TOT)	1-1	21	2-8	.250	0-1	.000	0-0	---	2	1	3	1	2-0	0	2	0	4	4.0
Taylor (SAC)	1-1	21	2-8	.250	0-1	.000	0-0	---	2	1	3	1	2-0	0	2	0	4	4.0
Dalember	2-0	32	3-9	.333	0-0	---	0-0	---	6	11	17	0	3-0	0	1	1	6	3.0
Greene	1-0	0	0-0	---	0-0	---	0-0	---	0	0	0	0	0-0	0	0	0	0	0.0
Jeter	1-0	16	0-3	.000	0-0	---	0-1	.000	0	1	1	6	2-0	0	1	0	0	0.0
Wright	1-0	3	0-1	.000	0-0	---	0-0	---	0	0	0	0	0-0	0	0	0	0	0.0
KINGS	2	480	82-179	.458	10-28	.357	49-61	.803	30	51	81	34	43-0	13	20	10	223	111.5
RAPTORS	2	480	87-167	.521	15-34	.441	37-52	.712	25	56	81	45	52-0	7	31	11	226	113.0

CAREER STATISTICS VS. SACRAMENTO

PLAYER	G-GS	MIN	FG-FGA	PCT	3FG-FGA	PCT	FT-FTA	PCT	OFF	DEF	TOT	AST	PF-DQ	STL	TO	BLK	PTS	AVG	HI
DeRozan	4-4	126	28-48	.583	0-0	---	17-22	.773	1	9	10	7	14-0	2	6	2	73	18.3	28
Bargnani	10-7	275	61-115	.530	13-32	.406	30-37	.811	5	41	46	7	25-0	3	17	8	165	16.5	30
Barbosa	24-7	582	132-247	.534	39-88	.443	46-52	.885	11	51	62	48	55-0	28	38	3	349	14.5	27
Kleiza	14-4	357	63-132	.477	15-48	.313	39-45	.867	19	43	62	15	30-0	1	20	4	180	12.9	28
Calderon	12-5	313	49-92	.533	8-19	.421	22-24	.917	4	20	24	79	21-0	13	12	1	128	10.7	17
Magloire	16-7	353	43-95	.453	0-0	---	43-59	.729	37	60	97	8	49-1	8	29	8	129	8.1	20
Butler	26-11	598	80-207	.386	32-89	.360	6-9	.667	10	59	69	22	35-0	11	23	19	198	7.6	18
Bayless	7-0	91	13-32	.406	2-7	.286	18-22	.818	2	10	12	13	10-0	2	9	2	46	6.6	14
J. Johnson	1-0	6	2-2	1.000	1-1	1.000	0-0	---	0	2	2	0	1-0	0	0	1	5	5.0	5
Carter	21-8	447	36-100	.360	2-14	.143	10-19	.526	17	43	60	97	36-0	23	36	6	84	4.0	17
A. Johnson	8-2	133	11-18	.611	0-0	---	4-4	1.000	19	16	35	2	25-0	1	7	6	26	3.3	10
Gray	4-1	33	5-10	.500	0-0	---	0-3	.000	3	5	8	2	9-0	0	2	1	10	2.5	4
Davis	1-0	15	0-1	.000	0-0	---	2-2	1.000	0	2	2	2	1-0	1	0	3	2	2.0	2
Forbes	3-0	27	6-12	.500	0-0	---	5-6	.833	1	1	2	0	2-0	0	1	0	17	5.7	11

SERIES FACTS

Current Streak.....	Won 1
Current Home Streak.....	Won 6
Current Road Streak.....	Lost 2
Last Home Win.....	January 9, 2011 (118-112)
Last Home Loss.....	February 22, 2004 (96-81)
Last Road Win.....	December 26, 2008 (107-101)
Last Road Loss.....	November 1, 2010 (111-108)
Largest Margin of Victory.....	25, January 16, 2008
Largest Margin of Defeat.....	35, March 14, 2003

2011-12 SCHEDULE

DATE	SITE	TIME (ET)
Wednesday, January 11	Toronto	7:00 p.m.

SAN ANTONIO SPURS



SBC Center
One AT&T Center
San Antonio, TX 78219
(210) 444-5500
www.spurs.com

TEAM DIRECTORY

President of Sports Franchises/General ManagerR.C. Buford
President of Spurs Basketball/Head Coach.....Gregg Popovich
Assistant Coaches.....Mike Budenholzer, Don Newman, Brett Brown,
Chip Engelland, Chad Forcier, Jacque Vaughn
Athletic TrainerWill Sevensen
PR StaffTom James, Jason Wallace, Kris Davis
TelevisionBill Land, Sean Elliott, Malik Rose, Andrew Monaco
RadioBill Schoening, Paul Castro (Spanish)
ArenaAT&T Center (18,581); opened 2002



HEAD COACH
Gregg Popovich

FRANCHISE BACKGROUND

History

Dallas Chaparrals, 1967-70 (ABA);
Texas Chaparrals, 1970-71 (ABA);
Dallas Chaparrals, 1971-73 (ABA);
San Antonio Spurs, 1973-present
(joined NBA in 1976)

NBA Titles 4
Conference Titles 4
Division Titles 15
2010-11 Record 61-21 (.744), 1st in Southwest
2011 NBA Playoffs Lost to Memphis 4-2

Colours

Silver, Black and White

TORONTO RAPTORS VS. SAN ANTONIO SPURS

OVERALL: 9-22 HOME: 5-10 ROAD: 4-12

SEASON	DATE	W/L	SCORE	SITE	SEASON	DATE	W/L	SCORE	SITE
2010-11	February 9	L	111-100	Toronto	2002-03	April 4	L	124-98	Toronto
(0-2)	January 19	L	104-95	San Antonio	(0-2)	November 1	L	91-72	San Antonio
2009-10	January 3	W	91-86	Toronto	2001-02	February 7	W	80-74 (OT)	Toronto
(1-1)	November 9	L	131-124	San Antonio	(1-1)	December 12	L	108-95	San Antonio
2008-09	February 11	W	91-89	Toronto	2000-01	February 18	L	92-74	Toronto
(1-1)	December 20	L	107-97	San Antonio	(1-1)	January 17	W	98-91	San Antonio
2007-08	February 11	L	93-88	Toronto	1999-00	December 5	W	98-92	Toronto
(1-1)	December 28	W	83-73	San Antonio	(1-1)	February 3	L	112-95	San Antonio
2006-07	February 26	L	107-91	San Antonio	1998-99	March 26	W	93-91	San Antonio
(0-2)	November 5	L	103-94	Toronto	(1-0)				
2005-06	February 8	L	125-118(OT)	Toronto	1997-98	November 10	L	100-98	Toronto
(0-2)	December 23	L	95-90	San Antonio	(0-2)	February 26	L	97-86	San Antonio
2004-05	March 2	L	92-86	San Antonio	1996-97	February 19	W	125-92	San Antonio
(1-1)	November 21	W	96-91	Toronto	(1-1)	March 7	L	106-103	Toronto
2003-04	February 18	L	86-82	Toronto	1995-96	February 29	L	120-95	San Antonio
(0-2)	December 17	L	73-70	San Antonio	(0-2)	March 22	L	120-108	Toronto



2010-11 TORONTO VS. SAN ANTONIO

PLAYER	G-GS	MIN	FG-FGA	PCT	3FG-FGA	PCT	FT-FTA	PCT	OFF	DEF	TOT	AST	PF-DQ	STL	TO	BLK	PTS	AVG
DeRozan	2-2	79	20-37	.541	0-0	---	13-16	.813	3	4	7	5	6-0	4	5	0	53	26.5
Bargnani	2-2	76	19-40	.475	3-9	.333	2-3	.667	1	8	9	1	2-0	2	1	2	43	21.5
Barbosa	1-0	27	7-16	.438	1-4	.250	5-5	1.000	0	1	1	1	1-0	0	2	0	20	20.0
A. Johnson	2-2	70	9-21	.429	0-0	---	3-3	1.000	9	12	21	3	7-0	0	1	3	21	10.5
Calderon	2-2	79	9-21	.429	2-3	.667	0-1	.000	1	7	8	19	7-0	2	4	0	20	10.0
Gaines	1-0	11	4-6	.667	0-1	.000	2-3	.667	0	0	0	0	2-0	1	2	0	10	10.0
Weems	1-1	34	4-9	.444	0-0	---	0-0	---	0	1	1	1	2-0	2	3	0	8	8.0
Bayless (TOT)	3-0	40	3-10	.300	0-0	---	4-5	.800	0	2	2	8	6-0	1	5	0	10	3.3
Bayless (TOR)	2-0	29	3-8	.375	0-0	---	4-4	1.000	0	1	1	6	4-0	1	4	0	10	5.0
Davis	2-0	44	2-2	1.000	0-0	---	2-4	.500	3	12	15	2	5-0	1	0	0	6	3.0
Ajinca (TOT)	4-1	27	4-13	.308	0-2	.000	1-1	1.000	1	3	4	0	4-0	1	1	2	9	2.3
Ajinca (TOR)	1-0	1	0-1	.000	0-0	---	0-0	---	0	0	0	0	0-0	0	0	0	0	0.0
Wright	2-1	29	1-4	.250	0-0	---	2-4	.500	3	3	6	4	0-0	2	1	1	4	2.0
Dorsey	1-0	2	0-1	.000	0-0	---	0-0	---	0	1	1	0	1-0	0	0	0	0	0.0
RAPTORS	2	480	78-166	.470	6-17	.353	33-43	.767	20	50	70	42	37-0	15	23	6	195	97.5
SPURS	2	480	85-164	.518	10-30	.333	35-48	.729	27	63	90	53	39-0	14	30	13	215	107.5

2010-11 SAN ANTONIO VS. TORONTO

PLAYER	G-GS	MIN	FG-FGA	PCT	3FG-FGA	PCT	FT-FTA	PCT	OFF	DEF	TOT	AST	PF-DQ	STL	TO	BLK	PTS	AVG
Blair	2-2	71	25-37	.676	0-0	---	0-0	---	12	10	22	1	7-0	2	4	3	50	25.0
Ginobili	2-2	65	10-24	.417	1-8	.125	14-15	.933	2	6	8	16	6-0	2	7	0	35	17.5
Parker	2-2	65	16-31	.516	0-2	.000	1-2	.500	1	7	8	13	3-0	3	6	0	33	16.5
Hill	2-0	65	9-18	.500	3-6	.500	11-12	.917	1	10	11	7	5-0	2	1	0	32	16.0
Duncan	2-2	58	10-18	.556	0-0	---	6-7	.857	2	17	19	10	1-0	1	3	8	26	13.0
Neal	2-0	41	6-16	.375	4-7	.571	1-5	.200	0	2	2	1	3-0	0	2	1	17	8.5
McDyess	1-0	28	4-7	.571	0-0	---	0-0	---	3	3	6	4	2-0	3	2	0	8	8.0
Bonner	1-0	16	1-4	.250	1-4	.250	0-0	---	0	0	0	1	2-0	0	0	0	3	3.0
Splitter	2-0	16	2-3	.667	0-0	---	2-7	.286	4	4	8	0	1-0	0	0	1	6	3.0
Jefferson	2-2	49	2-6	.333	1-3	.333	0-0	---	2	3	5	0	0-0	1	2	0	5	2.5
Novak (TOT)	1-0	2	0-0	---	0-0	---	0-0	---	0	0	0	0	0-0	0	0	0	0	0.0
Novak (SA)	1-0	2	0-0	---	0-0	---	0-0	---	0	0	0	0	0-0	0	0	0	0	0.0
Owens	1-0	2	0-0	---	0-0	---	0-0	---	0	1	1	0	1-0	0	0	0	0	0.0
Quinn	1-0	0	0-0	---	0-0	---	0-0	---	0	0	0	0	0-0	0	0	0	0	0.0
SPURS	2	480	85-164	.518	10-30	.333	35-48	.729	27	63	90	53	39-0	14	30	13	215	107.5
RAPTORS	2	480	78-166	.470	6-17	.353	33-43	.767	20	50	70	42	37-0	15	23	6	195	97.5

CAREER STATISTICS VS. SAN ANTONIO

PLAYER	G-GS	MIN	FG-FGA	PCT	3FG-FGA	PCT	FT-FTA	PCT	OFF	DEF	TOT	AST	PF-DQ	STL	TO	BLK	PTS	AVG	HI
DeRozan	4-4	114	26-47	.553	0-0	---	14-17	.824	4	6	10	5	11-0	5	6	1	66	16.5	28
Bargnani	10-7	320	56-138	.406	13-43	.302	23-27	.852	6	38	44	9	21-0	6	11	11	148	14.8	29
Barbosa	19-5	512	78-201	.388	22-58	.379	40-45	.889	8	33	41	26	33-0	15	19	4	218	11.5	25
Calderon	10-6	292	46-88	.523	7-15	.467	13-16	.813	5	28	33	59	24-1	7	13	0	112	11.2	27
Butler	25-12	660	84-186	.452	29-74	.392	23-27	.852	8	69	77	21	33-0	13	26	14	220	8.8	18
Magloire	18-7	416	53-107	.495	0-0	---	47-69	.681	38	63	101	5	58-2	7	23	17	153	8.5	19
A. Johnson	5-2	118	15-30	.500	0-0	---	7-9	.778	14	18	32	3	14-0	2	2	5	37	7.4	12
Bayless	7-2	106	14-41	.341	2-2	1.000	19-22	.864	0	6	6	18	11-0	3	7	1	49	7.0	31
Kleiza	11-3	228	26-71	.366	12-29	.414	6-6	1.000	8	29	37	13	20-0	5	10	1	70	6.4	17
Carter	19-4	374	37-85	.435	4-14	.286	10-13	.769	7	17	24	51	25-0	13	35	4	88	4.6	13
Gray	5-0	47	7-9	.778	0-0	---	2-3	.667	5	3	8	4	11-0	2	3	0	16	3.2	9
Davis	2-0	44	2-2	1.000	0-0	---	2-4	.500	3	12	15	2	5-0	1	0	0	6	3.0	6
J. Johnson	1-0	6	1-1	1.000	0-0	---	0-0	---	0	0	0	0	3-0	1	2	0	2	2.0	2
Forbes	3-0	27	1-7	.143	0-2	.000	1-2	.500	1	4	5	0	6-0	0	0	0	3	1.0	2

SERIES FACTS

Current Streak.....	Lost 2
Current Home Streak.....	Lost 1
Current Road Streak.....	Lost 3
Last Home Win.....	January 3, 2010 (91-86)
Last Home Loss.....	February 9, 2011 (111-100)
Last Road Win.....	December 28, 2007 (83-73)
Last Road Loss.....	January 19, 2011 (104-95)
Largest Margin of Victory.....	33, February 19, 1997
Largest Margin of Defeat.....	26, April 4, 2003

2011-12 SCHEDULE

DATE	SITE	TIME (ET)
Wednesday, February 15	Toronto	7:00 p.m.



Energy Solutions Arena
301 West South Temple
Salt Lake City, UT 84101
(801) 325-2500
www.utahjazz.com

TEAM DIRECTORY

PresidentRandy Rigby
Executive VP of Basketball Operations/General Manager Kevin O'Connor
Head CoachTyrone Corbin
Assistant CoachesScott Layden, Jeff Hornacek
Athletic Trainer Gary Briggs
PR StaffLinda Luchetti, Jonathan Rinehart, Derek Garduno, Hannah Lee
TelevisionCraig Bolerjack, Matt Harping
RadioDavid Locke, Ron Boone
ArenaEnergy Solutions Arena (19,911); opened 1991



HEAD COACH
Tyrone Corbin

FRANCHISE BACKGROUND

History	New Orleans Jazz, 1974-79; Utah Jazz, 1979-present	NBA Titles	0
Colours	Navy, Light Blue, Purple and Silver	Conference Titles	2
		Division Titles	8
		2010-11 Record	39-43 (.476), 4th in Northwest
		2011 NBA Playoffs	Did not qualify

TORONTO RAPTORS VS. UTAH JAZZ

OVERALL: 7-23 HOME: 4-11 ROAD: 3-12

SEASON	DATE	W/L	SCORE	SITE	SEASON	DATE	W/L	SCORE	SITE
2010-11	March 9	L	96-94	Toronto	2002-03	December 30	L	107-85	Utah
(0-2)	November 3	L	125-108	Utah	(0-2)	November 17	L	82-78	Toronto
2009-10	March 24	L	113-87	Toronto	2001-02	February 15	L	94-85	Toronto
(0-2)	November 18	L	104-91	Utah	(1-1)	November 10	W	117-96	Utah
2008-09	March 8	L	109-101	Toronto	2000-01	December 19	W	103-95	Toronto
(0-2)	December 5	L	114-87	Utah	(1-1)	December 5	L	98-84	Utah
2007-08	March 17	L	96-79	Utah	1999-00	December 12	L	103-88	Toronto
(0-2)	November 14	L	92-88	Toronto	(1-1)	November 26	W	100-87	Utah
2006-07	November 20	L	101-96	Utah	1997-98	March 3	L	108-93	Toronto
(0-2)	January 19	L	102-94	Toronto	(0-2)	December 3	L	115-98	Utah
2005-06	January 17	L	111-98	Utah	1996-97	February 27	L	118-114	Utah
(0-2)	November 11	L	99-84	Toronto	(1-1)	January 9	W	110-96	Toronto
2004-05	December 22	W	98-86	Toronto	1995-96	February 22	L	102-86	Utah
(2-0)	November 10	W	104-95	Utah	(0-2)	November 13	L	103-100	Toronto
2003-04	March 17	W	85-81	Toronto					
(1-1)	December 26	L	97-94	Utah					



2010-11 TORONTO VS. UTAH

PLAYER	G-GS	MIN	FG-FGA	PCT	3FG-FGA	PCT	FT-FTA	PCT	OFF	DEF	TOT	AST	PF-DQ	STL	TO	BLK	PTS	AVG
Bargnani	1-1	36	8-19	.421	2-3	.667	8-9	.889	4	5	9	3	4-0	0	3	2	26	26.0
Weems	2-0	50	13-23	.565	2-3	.667	11-12	.917	2	5	7	1	5-0	3	1	0	39	19.5
DeRozan	2-2	61	10-26	.385	1-4	.250	12-14	.857	4	6	10	3	4-0	0	6	0	33	16.5
Jack	1-1	31	5-11	.455	0-3	.000	4-4	1.000	0	3	3	4	5-0	2	3	0	14	14.0
Davis	1-1	36	5-13	.385	0-0	---	2-2	1.000	2	1	3	1	2-0	2	0	1	12	12.0
Bayless (TOT)	1-0	22	4-6	.667	1-1	1.000	0-0	---	0	1	1	4	2-0	2	0	0	9	9.0
Bayless (TOR)	1-0	22	4-6	.667	1-1	1.000	0-0	---	0	1	1	4	2-0	2	0	0	9	9.0
Barbosa	2-0	42	5-16	.313	1-3	.333	5-6	.833	1	0	1	3	2-0	2	2	0	16	8.0
Calderson	2-1	47	7-15	.467	0-4	.000	2-4	.500	1	4	5	9	3-0	5	0	0	16	8.0
J. Johnson (TOT)	1-1	18	3-4	.750	0-0	---	1-1	1.000	0	2	2	3	4-0	2	3	1	7	7.0
J. Johnson (TOR)	1-1	18	3-4	.750	0-0	---	1-1	1.000	0	2	2	3	4-0	2	3	1	7	7.0
Dorsey	2-0	22	5-7	.714	0-0	---	0-0	---	4	4	8	0	6-0	0	2	0	10	5.0
Kleiza	1-1	21	2-6	.333	0-1	.000	0-0	---	0	3	3	1	1-0	0	2	0	4	4.0
Evans	2-1	66	2-5	.400	0-0	---	2-10	.200	6	11	17	2	5-0	2	4	0	6	3.0
A. Johnson	2-1	14	3-6	.500	0-0	---	0-0	---	3	1	4	0	1-0	0	0	3	6	3.0
Andersen	1-0	12	0-1	.000	0-0	---	2-2	1.000	0	3	3	0	1-0	0	1	1	2	2.0
Wright	1-0	3	0-0	---	0-0	---	2-2	1.000	0	1	1	0	0-0	0	0	0	2	2.0
RAPTORS	2	480	72-158	.456	7-22	.318	51-66	.773	27	50	77	34	45-0	20	32	8	202	10.0
JAZZ	2	480	88-170	.518	13-34	.382	32-39	.821	21	47	68	51	47-0	16	31	8	221	110.5

2010-11 UTAH VS. TORONTO

PLAYER	G-GS	MIN	FG-FGA	PCT	3FG-FGA	PCT	FT-FTA	PCT	OFF	DEF	TOT	AST	PF-DQ	STL	TO	BLK	PTS	AVG
Jefferson	2-2	82	29-44	.659	9-0	---	3-3	1.000	10	4	14	4	6-0	0	3	2	61	30.5
Williams	1-1	41	7-14	.500	0-4	.000	8-9	.889	1	7	8	14	3-0	2	3	0	22	22.0
Miles	2-1	59	16-29	.552	7-10	.700	3-3	1.000	1	9	10	4	6-0	2	2	1	42	21.0
Millsap	1-1	38	10-16	.625	0-0	---	1-1	1.000	0	6	6	5	3-0	0	2	0	21	21.0
Harris (TOT)	2-2	74	14-31	.452	2-4	.500	8-11	.727	0	6	6	11	2-0	3	7	1	38	19.0
Harris (UTA)	1-1	39	8-19	.421	2-4	.500	5-7	.714	0	2	2	5	1-0	2	5	1	23	23.0
Price	1-0	16	4-6	.667	1-2	.500	2-2	1.000	0	1	1	3	3-0	2	0	1	11	11.0
Kirilenko	1-1	27	4-6	.667	0-1	.000	2-4	.500	0	3	3	4	3-0	2	6	1	10	10.0
Bell	2-2	71	4-14	.286	2-7	.286	4-4	1.000	1	4	5	3	6-0	4	1	0	14	7.0
Elson	1-0	12	2-3	.667	0-0	---	2-2	1.000	2	1	3	0	3-0	0	1	0	6	6.0
Favors (TOT)	2-0	34	5-9	.556	0-0	---	1-2	.500	5	4	9	3	7-0	1	1	0	11	5.5
Favors (UTA)	1-0	18	1-3	.333	0-0	---	1-2	.500	2	3	5	3	3-0	1	0	0	3	3.0
Fesenko	1-0	10	1-4	.250	0-0	---	1-2	.500	2	2	0	1	1-0	0	1	0	3	3.0
Evans	1-1	15	1-4	.250	0-0	---	0-0	---	2	3	5	1	3-0	1	0	1	2	2.0
Watson	2-0	27	1-3	.333	1-3	.333	0-0	---	0	0	0	4	5-0	0	1	0	3	1.5
Cousin	1-0	1	0-0	---	0-0	---	0-0	---	0	0	0	0	0-0	0	0	0	0	0.0
Hayward	2-0	24	0-5	.000	0-3	.000	0-0	---	0	4	1	1	1-0	0	3	1	0	0.0
JAZZ	2	480	88-170	.518	13-34	.382	32-39	.821	21	47	68	51	47-0	16	31	8	221	110.5
RAPTORS	2	480	72-158	.456	7-22	.318	51-66	.773	27	50	77	34	45-0	20	32	8	202	10.0

CAREER STATISTICS VS. UTAH

PLAYER	G-GS	MIN	FG-FGA	PCT	3FG-FGA	PCT	FT-FTA	PCT	OFF	DEF	TOT	AST	PF-DQ	STL	TO	BLK	PTS	AVG	HI
Bargnani	9-6	270	37-101	.366	10-30	.333	25-28	.893	13	40	53	5	25-0	3	17	15	109	12.1	26
Davis	1-1	36	5-13	.385	0-0	---	2-2	1.000	2	1	3	1	2-0	2	0	1	12	12.0	12
Barbosa	21-7	551	74-192	.385	22-76	.289	70-80	.875	6	29	35	51	65-1	25	28	1	240	11.4	28
DeRozan	4-4	107	14-38	.368	1-5	.200	12-14	.857	4	7	11	4	8-0	2	7	0	41	10.3	17
Kleiza	17-6	386	58-129	.450	16-46	.348	42-56	.750	15	54	69	13	49-0	7	12	3	174	10.2	41
Butler	24-13	601	88-211	.417	23-85	.271	32-40	.800	16	44	60	14	56-0	10	15	12	231	9.6	21
Calderson	12-6	299	49-108	.454	9-34	.265	12-16	.750	5	17	22	55	19-0	12	24	1	119	9.9	16
Bayless	7-2	130	20-45	.444	1-9	.111	23-27	.852	2	3	5	20	19-1	4	2	0	64	9.1	16
J. Johnson	3-1	48	9-15	.600	0-1	.000	6-9	.667	4	7	11	4	8-0	2	4	2	24	8.0	10
Magliore	19-10	421	56-112	.500	0-0	---	34-62	.548	39	76	115	7	43-0	10	37	27	146	7.7	20
Gray	10-1	125	16-32	.500	0-1	.000	11-17	.647	17	27	44	7	17-0	1	3	3	43	4.3	10
Carter	23-12	516	35-129	.271	2-22	.091	23-30	.767	11	38	49	99	50-0	28	42	4	95	4.1	16
A. Johnson	5-2	57	5-9	.556	0-0	---	0-0	---	5	5	10	1	13-1	2	1	10	10	2.0	4
Forbes	2-1	47	8-13	.615	0-1	.000	4-5	.800	0	9	9	4	3-0	1	3	1	20	10.0	17

SERIES FACTS

Current Streak.....	Lost 12
Current Home Streak.....	Lost 6
Current Road Streak.....	Lost 6
Last Home Win.....	December 22, 2004 (98-86)
Last Home Loss.....	March 9, 2011 (96-94)
Last Road Win.....	November 10, 2004 (104-95)
Last Road Loss.....	November 3, 2010 (125-108)
Largest Margin of Victory.....	31, November 10, 2001
Largest Margin of Defeat.....	27, December 5, 2008

2011-12 SCHEDULE

DATE	SITE	TIME (ET)
Wednesday, January 25	Utah	9:00 p.m.

WASHINGTON WIZARDS



Verizon Center
601 F Street, NW
Washington, DC 20004
(202) 661-5000
www.washingtonwizards.com

TEAM DIRECTORY

President.....Ernie Grunfeld
Head Coach.....Flip Saunders
Assistant Coaches.....Randy Wittman, Don Zierden, Sam Cassell,
Ryan Saunders, Gene Banks
Athletic Trainer.....Eric Waters
PR Staff.....Scott Hall, Zack Bolno, Daren Jenkins, Ketsia Colimon
Television.....Steve O'Buckhantz, Phil Chenier, Chris Miller
Radio.....Dave Johnson, Glenn Consor
Arena.....Verizon Center (20,278); opened 1997



HEAD COACH
Flip Saunders

FRANCHISE BACKGROUND

History	Chicago Packers 1961-62; Chicago Zephyrs, 1962-63; Baltimore Bullets, 1963-1973; Capital Bullets, 1973-74; Washington Bullets, 1974-97; Washington Wizards, 1997-present	NBA Titles	1 (1978)
		Conference Titles	4
		Division Titles	7
		2010-11 Record	23-59 (.280), 5th in Southeast
		2011 NBA Playoffs	Did Not Qualify
Colours	Red, White and Blue		

TORONTO RAPTORS VS. WASHINGTON WIZARDS OVERALL: 30-29 HOME: 20-10 ROAD: 10-19

SEASON	DATE	W/L	SCORE	SITE	SEASON	DATE	W/L	SCORE	SITE
2010-11 (2-2)	March 18	W	116-107	Toronto	2002-03 (3-1)	March 4	W	89-86	Washington
	January 15	L	98-95	Washington		January 14	W	84-75	Washington
	December 1	W	127-108	Toronto		December 15	L	95-82	Toronto
	November 16	L	109-94	Washington		October 30	W	74-68	Toronto
2009-10 (2-1)	February 20	W	109-104	Toronto	2001-02 (1-2)	March 24	W	92-91	Toronto
	December 4	W	109-107 (OT)	Washington		February 5	L	99-94	Washington
	December 1	L	106-102	Toronto		December 16	L	93-88	Toronto
2008-09 (2-1)	April 13	W	97-96	Washington	2000-01 (4-0)	April 18	W	98-92	Washington
	April 10	L	100-98	Toronto		February 24	W	106-99	Washington
	January 7	W	99-93	Washington		January 19	W	101-79	Toronto
				November 4		W	103-96	Toronto	
2007-08 (1-3)	March 7	L	110-106 (OT)	Toronto	1999-00 (2-2)	January 26	W	120-105	Toronto
	January 30	W	122-83	Toronto		January 11	L	117-98	Washington
	January 29	L	108-104 (OT)	Washington		December 3	W	95-93	Toronto
	December 1	L	101-97	Washington	November 18	L	92-81	Washington	
2006-07 (3-1)	March 30	W	123-118 (OT)	Washington	1998-99 (2-2)	April 21	W	107-91	Washington
	March 6	L	129-109	Washington		April 3	W	87-85	Toronto
	January 31	W	119-109	Toronto		February 18	L	95-88	Toronto
	January 7	W	116-111	Toronto	February 6	L	98-97	Washington	
2005-06 (1-2)	February 1	W	117-112	Toronto	1997-98 (0-3)	April 3	L	120-112	Washington
	December 6	L	119-111 (OT)	Washington		December 31	L	118-91	Washington
	November 2	L	99-96	Toronto		December 20	L	94-92	Toronto
2004-05 (1-3)	February 4	W	103-100	Toronto	1996-97 (2-2)	April 8	W	100-94	Toronto
	January 21	L	118-109	Washington		March 28	L	113-86	Washington
	November 28	L	114-109 (OT)	Toronto		December 27	L	100-82	Washington
	November 23	L	102-86	Washington		December 5	W	82-80	Toronto
2003-04 (1-3)	March 3	L	84-70	Washington	1995-96 (3-1)	April 19	W	107-103	Toronto
	February 25	L	76-74	Toronto		April 14	L	110-97	Washington
	November 7	L	86-60	Washington		January 13	W	106-100	Toronto
	October 31	W	82-79	Toronto		November 18	W	103-102	Washington



2010-11 TORONTO VS. WASHINGTON

PLAYER	G-GS	MIN	FG-FGA	PCT	3FG-FGA	PCT	FT-FTA	PCT	OFF	DEF	TOT	AST	PF-DQ	STL	TO	BLK	PTS	AVG
Bargnani	4-4	136	28-62	.452	6-11	.545	26-32	.813	5	15	20	11	13-0	2	9	1	88	22.0
DeRozan	4-4	130	26-46	.565	1-2	.500	16-20	.800	2	10	12	6	10-0	2	4	1	69	17.3
Barbosa	2-0	39	11-24	.458	5-7	.714	4-5	.800	0	5	5	4	5-0	0	3	0	31	15.5
Calderon	4-3	114	23-43	.535	5-11	.455	1-1	1.000	3	13	16	31	10-0	6	5	1	52	13.0
Jack	1-1	31	5-14	.357	0-1	.000	3-4	.750	0	4	4	5	1-0	2	0	0	13	13.0
Kleiza	3-1	69	15-30	.500	0-5	.000	4-6	.667	3	7	10	3	8-0	2	0	0	34	11.3
Weems	3-2	70	14-28	.500	2-3	.667	4-6	.667	1	7	8	8	4-0	0	4	0	34	11.3
Davis	3-0	65	13-23	.565	0-0	---	2-3	.667	9	9	18	1	6-0	0	0	3	28	9.3
Bayless (TOT)	2-0	38	7-13	.538	2-5	.400	2-4	.500	1	5	6	7	6-0	0	3	0	18	9.0
Bayless (TOR)	2-0	38	7-13	.538	2-5	.400	2-4	.500	1	5	6	7	6-0	0	3	0	18	9.0
A. Johnson	4-3	84	10-20	.500	0-0	---	6-6	1.000	6	13	19	3	8-0	1	5	3	26	6.5
Evans	2-1	45	2-6	.333	0-0	---	8-12	.667	12	12	24	7	3-0	4	3	0	12	6.0
J. Johnson (TOT)	1-1	29	3-7	.429	0-2	.000	0-0	---	0	5	5	5	2-0	1	2	3	6	6.0
J. Johnson (TOR)	1-1	29	3-7	.429	0-2	.000	0-0	---	0	5	5	5	2-0	1	2	3	6	6.0
Dorsey	2-0	24	2-4	.500	0-0	---	5-6	.833	6	5	11	0	2-0	3	2	1	9	4.5
Andersen	1-0	16	2-5	.400	0-1	.000	0-0	---	0	0	0	2	1-0	1	0	0	4	4.0
Banks	1-0	16	0-2	.000	0-0	---	2-4	.500	0	0	0	2	2-0	0	2	0	2	2.0
Gaines	1-0	14	1-3	.333	0-1	.000	0-0	---	0	1	1	2	3-0	2	1	0	2	2.0
Wright	3-0	41	2-5	.400	0-0	---	0-0	---	2	3	5	2	4-0	1	2	2	4	1.3
RAPTORS	4	960	164-335	.490	21-49	.429	83-109	.761	50	114	164	99	88-0	27	54	15	432	108.0
WIZARDS	4	960	163-334	.488	16-46	.348	80-110	.727	51	120	171	89	90-1	31	55	27	422	105.5

2010-11 WASHINGTON VS. TORONTO

PLAYER	G-GS	MIN	FG-FGA	PCT	3FG-FGA	PCT	FT-FTA	PCT	OFF	DEF	TOT	AST	PF-DQ	STL	TO	BLK	PTS	AVG
Young	3-1	83	20-40	.500	3-11	.273	15-18	.833	1	11	12	5	6-0	2	3	0	58	19.3
Blatche	3-3	104	22-47	.468	1-2	.500	11-16	.688	7	19	26	5	8-0	4	8	2	56	18.7
Wall	3-2	111	14-39	.359	2-4	.500	18-21	.857	1	5	6	24	7-0	4	9	0	48	16.0
Arenas	2-2	61	8-24	.333	3-8	.375	8-10	.800	0	9	9	9	6-0	3	5	0	27	13.5
Booker	3-1	80	18-25	.720	0-0	---	3-6	.500	7	12	19	3	14-1	5	3	4	39	13.0
Crawford (TOT)	2-1	46	12-29	.414	0-6	.000	1-2	.500	1	2	3	4	2-0	1	6	0	25	12.5
Crawford (WAS)	1-1	42	12-27	.444	0-5	.000	1-2	.500	1	1	2	3	2-0	1	5	0	25	25.0
McGee	4-4	106	20-36	.556	0-0	---	10-16	.625	18	21	39	4	13-0	1	4	15	50	12.5
Armstrong	1-0	16	5-6	.833	0-0	---	0-0	---	3	1	4	2	0-0	1	1	0	10	10.0
Hinrich	3-2	92	13-28	.464	1-4	.250	3-4	.750	0	6	6	19	6-0	1	5	0	30	10.0
Evans (TOT)	4-2	99	14-24	.583	5-12	.417	6-6	1.000	4	11	15	3	5-0	5	3	2	39	9.8
Evans (WAS)	1-0	29	4-7	.571	1-4	.250	6-6	1.000	2	4	6	0	1-0	3	1	1	15	15.0
Lewis (TOT)	2-2	59	6-13	.462	3-4	.750	4-4	1.000	3	6	9	7	5-0	0	2	1	19	9.5
Lewis (WAS)	1-1	34	4-8	.500	3-4	.750	2-2	1.000	1	2	3	3	2-0	0	1	1	13	13.0
Yi	2-1	48	9-15	.600	0-0	---	1-3	.333	4	4	8	1	4-0	1	1	1	19	9.5
Thornton	3-1	77	8-17	.471	0-1	.000	2-2	1.000	2	16	18	8	7-0	2	1	0	18	6.0
Gee	1-1	14	2-3	.667	0-0	---	0-0	---	0	4	4	1	1-0	1	0	4	4.0	
Martin	3-0	14	2-3	.667	2-2	1.000	0-2	.000	0	0	0	1	0-0	1	0	0	6	2.0
Seraphin	3-0	20	2-4	.500	0-0	---	0-2	.000	2	0	2	0	9-0	0	4	1	4	1.3
Hudson	1-0	4	0-2	.000	0-1	.000	0-0	---	0	0	0	1	0-0	0	0	0	0	0.0
Jeffers (TOT)	1-0	11	0-2	.000	0-0	---	0-0	---	1	4	5	0	1-0	0	1	0	0	0.0
Jeffers (WAS)	1-0	11	0-2	.000	0-0	---	0-0	---	1	4	5	0	1-0	0	1	0	0	0.0
Ndiaye	2-0	14	0-1	.000	0-0	---	0-0	---	1	1	2	0	3-0	1	0	2	0	0.0
WIZARDS	4	960	163-334	.488	16-46	.348	80-110	.727	51	120	171	89	90-1	31	55	27	422	105.5
RAPTORS	4	960	164-335	.490	21-49	.429	83-109	.761	50	114	164	99	88-0	27	54	15	432	108.0

CAREER STATISTICS VS. WASHINGTON

PLAYER	G-GS	MIN	FG-FGA	PCT	3FG-FGA	PCT	FT-FTA	PCT	OFF	DEF	TOT	AST	PF-DQ	STL	TO	BLK	PTS	AVG	HI
Bargnani	16-13	517	88-209	.421	28-64	.438	59-71	.831	17	59	76	31	45-0	4	29	14	263	16.4	33
DeRozan	7-7	190	34-62	.548	1-3	.333	20-25	.800	4	13	17	9	17-0	3	7	2	89	12.7	30
Barbosa	12-3	320	58-135	.430	22-61	.361	14-18	.778	6	32	38	46	34-1	3	15	1	152	12.7	23
Calderon	20-13	602	103-185	.557	21-45	.467	25-29	.862	9	49	58	163	45-0	20	30	1	252	12.6	24
Butler	21-8	555	89-203	.438	34-89	.382	14-17	.824	10	47	57	25	35-0	12	15	10	225	10.8	21
Davis	3-0	65	13-23	.565	0-0	---	2-3	.667	9	9	18	1	6-0	0	3	28	9.3	15	
Kleiza	10-2	202	33-79	.418	4-20	.200	13-16	.813	8	22	30	10	22-0	3	5	1	83	8.3	15
Magloire	24-13	507	72-136	.529	0-1	.000	47-72	.653	62	107	169	9	63-1	9	38	16	191	8.0	23
Bayless	5-1	108	13-31	.419	2-7	.286	11-15	.733	2	11	13	17	12-0	1	8	1	39	7.8	16
Carter	21-6	441	51-121	.421	1-7	.143	10-15	.667	12	33	45	78	40-1	24	31	2	113	5.4	13
J. Johnson	4-2	58	7-14	.500	0-2	.000	3-6	.500	0	8	8	8	7-0	3	6	6	17	4.3	7
Gray	8-1	107	12-24	.500	0-0	---	9-13	.692	17	24	41	9	13-0	4	8	2	33	4.1	12
A. Johnson	13-4	200	19-40	.475	0-1	.000	12-14	.857	15	27	42	8	36-0	5	16	9	50	3.8	12
Forbes	2-1	29	1-10	.100	1-5	.200	2-2	1.000	2	6	8	4	2-0	1	2	0	5	2.5	5

SERIES FACTS

Current Streak.....	Won 1
Current Home Streak.....	Won 2
Current Road Streak.....	Lost 2
Last Home Win.....	March 18, 2011 (116-107)
Last Home Loss.....	December 1, 2009 (106-102)
Last Road Win.....	December 4, 2009 (109-107 OT)
Last Road Loss.....	January 15, 2011 (98-95)
Largest Margin of Victory.....	39, January 30, 2008
Largest Margin of Defeat.....	28, January 11, 2000

2011-12 SCHEDULE

DATE	SITE	TIME (ET)
Tuesday, January 10	Washington	7:00 p.m.
Friday, February 3	Toronto	7:00 p.m.
Monday, February 6	Washington	7:00 p.m.
Sunday, April 1	Toronto	6:00 p.m.

2011-12 RAPTORS NBA D-LEAGUE AFFILIATION....



BAKERSFIELD JAM
1400 Norris Road
Bakersfield, CA 93308
Tel: (661) 615-6550
Fax: (661) 615-6555

Media Relations Contact: Natalya Pyatkovska
Media Relations Email: natalya@bakersfieldjam.com
Arena: Jam Events Center
Team Website: www.bakersfieldjam.com

RAPTORS IN THE NBA D-LEAGUE



Pape Sow
Arkansas RimRockers
2005-06



P.J. Tucker
Colorado 14ers
2006-07



Nathan Jawai
Idaho Stampede
2008-09



Solomon Alabi
Erie Bayhawks
2010-11



Ed Davis
Erie Bayhawks
2010-11

RAPTORS NBA D-LEAGUE ASSIGNMENT TIMELINE

PLAYER	TEAM	ASSIGNED	RECALLED
Pape Sow	Arkansas RimRockers	November 20, 2005	January 18, 2006
P.J. Tucker	Colorado 14ers	January 5, 2007	February 5, 2007
P.J. Tucker	Colorado 14ers	March 5, 2007	March 24, 2007 (Released)
Nathan Jawai	Idaho Stampede	February 26, 2009	March 23, 2009
Nathan Jawai	Idaho Stampede	April 3, 2009	April 15, 2009 (End of Season)
Solomon Alabi	Erie Bayhawks	November 15, 2010	December 9, 2010
Ed Davis	Erie Bayhawks	November 21, 2010	November 29, 2010
Solomon Alabi	Erie Bayhawks	January 6, 2011	January 14, 2011
Solomon Alabi	Erie Bayhawks	March 9, 2011	April 3, 2011

RAPTORS NBA D-LEAGUE STATISTICS

YEAR	TEAM	GP-GS	MIN	FG-FGA	PCT	3FG-A	PCT	FT-FTA	PCT	REB	AST	STL	BLK	PTS	AVG	
Pape Sow	2005-06	ARK	18-14	605	117-224	.522	0-0	.000	120-151	.795	208	13	25	21	335	19.7
P.J. Tucker	2006-07	COL	19-12	459	84-178	.472	2-7	.286	33-39	.846	64	39	13	4	203	10.6
Nathan Jawai	2008-09	IDA	14-9	336	50-95	.526	0-0	.000	56-72	.778	89	22	4	15	156	11.1
Solomon Alabi	2010-11	ERIE	22-16	407	62-120	.517	0-0	.000	35-49	.714	117	8	11	40	159	7.2
Ed Davis	2010-11	ERIE	2-0	35	7-12	.583	0-0	.000	6-6	1.000	10	1	0	6	20	10.0

2010-11 FINAL STANDINGS

EASTERN CONFERENCE							
	W-L	HOME	AWAY	PCT.	GB	LAST 5	STREAK
Iowa	37-13	21-4	16-9	.740	0.0	3-2	Won 2
Erie	32-18	18-7	14-11	.640	5.0	3-2	Won 3
Fort Wayne	24-26	16-9	8-17	.480	13.0	3-2	Won 1
Dakota	19-31	11-14	8-17	.380	18.0	2-3	Won 1
Maine	18-32	14-11	4-21	.360	19.0	2-3	Lost 1
Springfield	13-37	7-18	6-19	.260	24.0	1-4	Lost 4
Sioux Falls	10-40	6-19	4-21	.200	27.0	0-5	Lost 9
WESTERN CONFERENCE							
	W-L	HOME	AWAY	PCT.	GB	LAST 5	STREAK
Reno	34-16	20-5	14-11	0.680	0.0	5-0	Won 8
Rio Grande Valley	33-17	17-8	16-9	0.660	1.0	3-2	Won 2
Tulsa	33-17	17-8	16-9	0.660	1.0	3-2	Won 2
Bakersfield	29-21	17-8	12-13	0.580	5.0	2-3	Lost 2
Utah	28-22	16-9	12-13	0.560	6.0	1-4	Lost 3
Idaho	24-26	12-13	12-13	0.480	10.0	4-1	Won 2
Texas	24-26	15-10	9-16	0.480	10.0	4-1	Won 1
Austin	22-28	13-12	9-16	0.440	12.0	2-3	Lost 1
New Mexico	20-30	13-12	7-18	0.400	14.0	2-3	Lost 3

2010-11 POSTSEASON RESULTS

QUARTER FINALS

IOWA 2, UTAH 1

Game 1 - Iowa 103, Utah 96
 Game 2 - Utah 119, Iowa 118
 Game 3 - Iowa 112, Utah 107

TULSA 2, TEXAS 0

Game 1 - Tulsa 94, Texas 83
 Game 2 - Tulsa 104, Texas 89

RENO 2, ERIE 1

Game 1 - Reno 106, Erie 101
 Game 2 - Erie 114, Reno 111
 Game 3 - Reno 99, Erie 87

RIO GRANDE VALLEY 2, BAKERSFIELD 1

Game 1 - Bakersfield 110, Rio Grande Valley 105
 Game 2 - Rio Grande Valley 104, Bakersfield 92
 Game 3 - Rio Grande Valley 112, Bakersfield 99

SEMIFINALS

IOWA 2, TULSA 0

Game 1 - Iowa 103, Tulsa 96
 Game 2 - Iowa 107, Tulsa 94

RIO GRANDE VALLEY 2, RENO 0

Game 1 - Rio Grande Valley 98, Reno 96, OT
 Game 2 - Rio Grande Valley 134, Reno 126, OT

FINALS

IOWA 2, RIO GRANDE VALLEY 1

Game 1 - Iowa 123, Rio Grande Valley 106
 Game 2 - Rio Grande Valley 141, Iowa 122
 Game 3 - Iowa 119, Rio Grande Valley 111

2010-11 AWARDS

DENNIS JOHNSON COACH OF THE YEAR: Nick Nurse, Iowa

ROOKIE OF THE YEAR: DeShawn Sims, Maine

DEFENSIVE PLAYER OF THE YEAR: Chris Johnson, Dakota

JASON COLLIER SPORTSMANSHIP AWARD: Larry Owens, Tulsa

IMPACT PLAYER OF THE YEAR: Jeff Adrien, Rio Grande Valley

MOST IMPROVED PLAYER: Dar Tucker, New Mexico

NBA D-LEAGUE ALL-FIRST TEAM

POSITION	PLAYER	TEAM
Guard	Curtis Stinson	Iowa Energy
Guard	Trey Johnson	Bakersfield Jam
Forward	Ivan Johnson	Erie BayHawks
Forward	Joe Alexander	Texas Legends
Center	Chris Johnson	Dakota Wizards

NBA D-LEAGUE ALL-SECOND TEAM

POSITION	PLAYER	TEAM
Guard	Othys Jeffers	Iowa Energy
Guard	Orien Greene	Utah Flash
Forward	Jeff Adrien	Rio Grande Valley Vipers
Forward	Larry Owens	Tulsa 66ers
Center	Marcus Cousin	Austin/Rio Grande Valley

NBA D-LEAGUE ALL-THIRD TEAM

POSITION	PLAYER	TEAM
Guard	Jerel McNeal	Rio Grande Valley Vipers
Guard	Antonio Daniels	Texas Legends
Forward	Patrick Ewing Jr.	Sioux Falls/Reno
Forward	DeShawn Sims	Maine Red Claws
Center	Sean Williams	Texas Legends

2010-11 LEADERS

SCORING AVERAGE				ASSISTS				G			AST			FIELD GOAL PCT.		
	G	PTS	AVG											FGM	FBA	PCT.
1. Ivan Johnson, Erie	49	1105	22.6	1. Curtis Stinson, Iowa	48	472	9.8	1. Latavius Williams, Tulsa	225	352	.639					
2. DeShawn Sims, Maine	48	976	20.3	2. Cedric Jackson, ERI-IDA	50	364	7.3	2. Marqus Blakely, BAK-IOW	287	459	.625					
3. Joe Alexander, Texas	47	951	20.2	3. Cardell Johnson, Austin	46	274	6.0	3. Kyle Goldcamp, Erie	117	195	.600					
4. Jerel McNeal, Rio Grande Valley	47	911	19.4	4. Scottie Reynolds, Springfield	46	270	5.9	4. Patrick Sullivan, Rio Grande Valley	199	332	.599					
5. Curtis Stinson, Iowa	48	928	19.3	5. Blake Ahearn, Erie	31	179	5.8	5. Sean Williams, Texas	268	476	.563					
6. Justin Dentmon, Texas	50	953	19.1	6. David Bailey, Sioux Falls	37	203	5.5	6. Courtney Sims, Iowa	255	456	.559					
7. Patrick Ewing Jr., REN-SFL	49	868	17.7	7. Jamar Smith, Maine	48	241	5.0	7. Shane Edwards, New Mexico	278	505	.550					
8. Anthony Goods, FRT-DAK	39	691	17.7	8. Orien Greene, Utah	36	180	5.0	8. Drew Naymick, Bakersfield	161	296	.544					

REBOUNDS				STEALS				G			STL			THREE-POINT FIELD GOAL PCT.		
	G	REB	AVG											3PM	3PA	PCT.
1. Jermareo Davidson, Idaho	30	304	10.1	1. Chris Lofton, Iowa	34	73	2.1	1. Moses Ehambe, AUS-IOW	50	101	.495					
2. Courtney Sims, Iowa	42	403	9.6	2. Cedric Jackson, ERI-IDA	50	104	2.1	2. Ryan Wittman, Fort Wayne	37	80	.463					
3. Patrick Lantry Jr., REN-SFL	49	463	9.4	3. Orien Greene, Utah	36	70	1.9	3. Andre Ingram, Utah	101	222	.455					
4. Sean Williams, Texas	49	460	9.4	4. Scottie Reynolds, Springfield	46	88	1.9	4. Shy Ely, Iowa	15	34	.441					
5. Marvin Phillips, Fort Wayne	50	467	9.3	5. Chris Kramer, Fort Wayne	42	77	1.8	5. Danny Green, REN-AUS	41	93	.441					
6. Chris Johnson, Dakota	35	322	9.2	6. Ivan Johnson, Erie	49	88	1.8	6. Jamar Smith, Maine	105	243	.432					
7. Joe Alexander, Texas	47	419	8.9	7. Brian Hamilton, Utah	50	86	1.7	7. Justin Dentmon, Texas	94	219	.429					
8. Marcus Cousin, Austin	46	396	8.6	8. Nate Linhart, Erie	47	80	1.7	8. D'Andre Bell, Bakersfield	20	47	.426					

MINUTES				BLOCKED SHOTS				G			BS			FREE THROW PCT.		
	G	MIN	AVG											FTM	FTA	PCT.
1. Curtis Stinson, Iowa	48	2059	42.9	1. Sean Williams, Texas	49	143	2.9	1. Blake Ahearn, Erie	150	156	.962					
2. Joe Alexander, Texas	47	1936	41.2	2. Chris Johnson, Dakota	35	97	2.8	2. Anthony Goods, FRT-DAK	162	183	.885					
3. Marcus Lantry, Reno	49	1737	35.4	3. Tony Gaffney, Utah	35	81	2.3	3. Booker Woodfox, Texas	92	104	.885					
4. Patrick Ewing Jr., REN-SFL	49	1731	35.3	4. Drew Naymick, Bakersfield	48	106	2.2	4. Chris McCray, Sioux Falls	100	114	.877					
5. Kevin Kruger, Utah	35	1228	35.1	5. Patrick O'Bryant, Reno	31	57	1.8	5. Salim Stoudamire, IDA-REN	76	87	.874					
6. Renaldo Major, Dakota	49	1719	35.1	6. Vernon Goodridge, SPR-MAI	48	85	1.8	6. Andre Ingram, Utah	131	150	.873					
7. Justin Dentmon, Texas	50	1753	35.1	7. Raymond Sykes, Sioux Falls	49	86	1.8	7. Luke Jackson, Idaho	82	96	.854					
8. Orien Greene, Utah	36	1260	35.0	8. Mickell Gladness, RIO-DAK	36	55	1.5	8. Willie Jenkins, Idaho	87	102	.853					

2010-11 GATORADE CALL-UPS TO THE NBA

PLAYER	NBA D-LEAGUE	NBA
Zabian Dowdell	Tulsa 66ers	Phoenix
Larry Owens	Tulsa 66ers	San Antonio, Washington
Mustafa Shakur	Rio Grande Valley Vipers	Washington
Chris Johnson	Dakota Wizards	Portland, Boston, Portland
Garrett Temple	Erie BayHawks	Milwaukee, Charlotte
Trey Johnson	Bakersfield Jam	Toronto, Los Angeles Lakers
Orien Greene	Utah Flash	New Jersey
Steve Novak	Reno Bighorns	San Antonio
Jeff Adrien	Rio Grande Valley Vipers	Golden State Warriors
Othys Jeffers	Iowa Energy	San Antonio, Washington
Jerel McNeal	Rio Grande Valley Vipers	New Orleans
Marcus Cousin	Austin Toros	Utah, Houston
Danny Green	Reno Bighorns	San Antonio
Patrick Ewing Jr.	Sioux Falls Skyforce	New Orleans
Kyle Weaver	Austin Toros	Utah
Mario West	Maine Red Claws	New Jersey
Antonio Daniels	Texas Legends	Philadelphia
Robert Vaden	Tulsa 66ers	Oklahoma City
Magnum Rolle	Maine Red Claws	Atlanta
Marqus Blakely	Iowa Energy	Houston
TOTALS:	20 players, 27 call-ups	

AUSTIN TOROS

12885 N. Highway 183, Suite 207
Austin, TX 78750
Arena: Cedar Park Center
Tel: (512) 236-8333;
Fax: (512) 236-8444
Media Contact: Perri Travillion
(ptravillion@austintoros.com)
NBA Affiliation: San Antonio

BAKERSFIELD JAM

1400 Norris Road
Bakersfield, CA 93308
Tel: (661) 615-6550;
Fax: (661) 615-6555
Arena: Jam Events Center
Media Contact: Natalya Pyatkovska
(natalya@bakersfieldjam.com)
NBA Affiliations: Los Angeles Clippers,
Phoenix, Toronto

CANTON

1101 Market Avenue North
Canton, OH 44702
Tel: (330) 489-1701;
Fax: (330) 489-1703
Arena: Canton Memorial Civic Center
Media Contact: TBD
NBA Affiliation: Cleveland

DAKOTA WIZARDS

315 South 5th St.
Bismarck, ND 58504
Tel: (701) 258-2255;
Fax: (701) 255-7967
Arena: Bismarck Civic Center
Media Contact: Scott Woodmansee
(swoody@dakotawizards.com)
NBA Affiliation: Golden State

ERIE BAYHAWKS

110 East 8th Street
Erie, PA 16501
Tel: (814) 790-5600;
Fax: (814) 790-5608
Arena: Tullio Arena
Media Contact: Matt Bresee
(matt.bresee@nbaerie.com)
NBA Affiliation: New York

FORT WAYNE MAD ANTS

1910 St. Joe Center Rd, Suite 61
Fort Wayne, IN 46825
Tel: (260) 469-4667;
Fax: (260) 469-4674
Arena: Allen County War Memorial Coliseum
Media Contact: Heidi Busch
(heidi@fortwaynehoops.com)
NBA Affiliations: Detroit, Indiana, Milwaukee

IDAHO STAMPEDE

233 South Capitol Blvd. Suite 100
Boise, ID 83702
Tel: (208) 388-4667;
Fax: (208) 388-3845
Arena: Qwest Arena
Media Contact: Travis Tate
(travis@idahostampe.com)
NBA Affiliations: Denver, Portland, Utah

IOWA ENERGY

730 3rd Street
Des Moines, Iowa 50309
Tel: (515) 462-2849;
Fax: (515) 564-8551
Arena: Wells Fargo Arena
Media Contacts: Chris Makris
(cmakris@iowanba.com)
NBA Affiliations: Chicago, New Orleans,
Washington

LOS ANGELES D-FENDERS

555 N. Nash Street
El Segundo, CA 90245
Arena: Toyota Sports Center
Media Contact: TBD
NBA Affiliation: Los Angeles Lakers

MAINE RED CLAWS

413 Congress Street
Portland, ME 04101
Tel: 207-210-6655;
Fax: 207-210-6659
Arena: Portland Exposition Building
Media Contact: Jana Spaulding
(jspaulding@maineredclaws.com)
NBA Affiliations: Boston, Charlotte,
Philadelphia

RENO BIGHORNS

250 Evans Avenue
Reno, NV 89501
Tel: (775) 284-2622;
Fax: (775) 284-8622
Arena: Reno Events Center
Media Contact: TJ Lasita
(tjlasita@nbareno.com)
NBA Affiliations: Atlanta, Memphis,
Sacramento

RIO GRANDE VALLEY VIPERS

4500 North 10th Street, Suite 315
McAllen, TX 78504
Tel: (888) 748-6223;
Fax: (956) 972-1150
Arena: Dodge Arena
Media Contact: Jonah Goldberg
(jgoldberg@rgvipers.com)
NBA Affiliation: Houston

SIOUX FALLS SKYFORCE

2131 South Minnesota Ave.
Sioux Falls, SD 57105
Tel: (605) 332-0605;
Fax: (605) 332-2305
Arena: Sioux Falls Arena
Media Contact: Brett Hansen
(brett@skyforceonline.com)
NBA Affiliations: Miami, Minnesota, Orlando

SPRINGFIELD ARMOR

1 Monarch Place, Suite 220
Springfield, MA 01144
Tel: (413) 746-3263;
Fax: (413) 746-3262
Arena: MassMutual Center
Media Contact: Eli Pearlstein
(epearlstein@armorhoops.com)
NBA Affiliation: New Jersey

TEXAS LEGENDS

2601 Avenue of the Stars, Suite 300
Frisco, TX 75215
Tel: (214) 469-0823;
Fax: (214) 469-0823
Arena: Dr. Pepper Arena
Media Contact: Malcolm Farmer
(mfarmer@texlegends.com)
NBA Affiliation: Dallas

TULSA 66ERS

2727 E. 21st St., Suite 500
Tulsa, OK 74114
Tel: (918) 585-8444
Fax: (918) 398-6930
Arena: Tulsa Convention Center
Media Contact: Mitch Heckart
(mheckart@tulsa66ers.com)
NBA Affiliation: Oklahoma City





2011



2012

RAPTORS

ODDS AND ENDS



INTRODUCTION

Air Canada Centre is Canada's premier sports and entertainment venue and home to the Toronto Maple Leafs Hockey Club, Toronto Raptors Basketball Club and the Toronto Rock Lacrosse Team. Air Canada Centre first opened its doors in February 1999 and over its 12-year history, it has been recognized with more than 25 industry awards and has played host to more than 30 million fans at 2,000 events including Raptors, Leafs and Rock games, as well as concerts and live events.

LOCATION

Air Canada Centre is connected to Union Station and the underground pedestrian PATH system, providing easy access to public transportation (TTC, subway and GO Transit) for fans attending events.

ARENA FEATURES

Air Canada Centre completed an extensive \$48 million revitalization and renovation on its west side in time for the 2009-10 season. The expanded area called the Atrium has created a multi-tiered concourse that includes retail stores, food and beverage concessions, including (Brian) Burkie's Doghouse gourmet hot dog stand.

The Atrium is also home to a new high-definition broadcast studio for NBA TV Canada, Leafs TV and GOLTV. The open concept setting of the broadcast studio allows fans to get up close and interactive with some of their favourite Raptors, Leafs and soccer TV personalities.

Running in an east-west direction just south of Union Station, the Galleria is a climate-controlled public walkway located at the north end of Air Canada Centre. The Galleria houses the Ticket Office, the LG Experience Zone and a fun and interactive hockey and basketball fan zone providing entertainment for fans attending the game. In addition, an historical display of artifacts from the original Canada Post Building and construction site are prominent features. Air Canada Centre remains the only arena in North America to house three of its own exclusive award-winning restaurants—the Platinum Club, Air Canada Club and the Hot Stove Club. The restaurants, along with themed concession stands and kiosks, offer a diversity of food and beverages that capture Toronto's multicultural flavour. Two in-house bars - the recently renovated Ice Box and Molson Canadian Brewhouse,

which has its own micro-brewery - are favourite spots where fans can meet friends before the game or for a drink between quarters.

ACCESSIBILITY

As the proud recipient of the Jeff Adams Award of Excellence for facility accessibility, Air Canada Centre has dedicated accessible seating areas for disabled guests and their companions located throughout the building providing maximum flexibility and pricing selection. All ticket and vendor windows, as well as the public washrooms are wheelchair accessible with accommodating counter heights and lower urinals equipped with grab bars. TTY phones are available on both the 100 and 300 levels with all payphones equipped with volume control. Braille and tactile signage is also used throughout the arena.

FAN CONSIDERATION

Air Canada Centre is committed to ensuring the arena remains at the top of its game and its guests have a great fan experience. The arena's intimacy is felt from the moment fans walk inside the building. The seating pitch is steeper than most, creating the very best sightlines for basketball. All Air Canada Centre seats are fully upholstered and 19-20" wide.

Since opening in 1999, millions of dollars have been invested in upgrading Air Canada Centre's features to keep the venue state-of-the-art and to keep fans excited and coming back.

The arena's top-notch acoustic technology has been further enhanced through a new state-of-the-art BOSE sound system. A new seating retract system has dramatically reduced the arena's conversion time enabling the facility to move from hockey to basketball (and visa versa) mode in a matter of hours.

A new high-definition scoreboard and display system was installed in 2008 at a cost of \$8 million. The system allows fans to feel much closer to the action thereby enhancing their basketball and hockey experience. Manufactured by Mitsubishi, the high-definition videoboard screens deliver a top quality picture to all four corners of the arena with 414,720 LEDs on a single screen and 800% more LED display space. When combined with Air Canada Centre's 360 degree surface mounted LED video message board, it brings the total number of LEDs inside the arena to 2,293,760.

Air Canada Centre's broadcast, satellite and video facilities provide the 790 LG televisions throughout the building with live game action and replays. Other fan-friendly features include a dedicated 50 milliwatt radio transmitter enabling fans to listen to play-by-play action and colour commentary.

MLSQ PUBLIC SQUARE

Adjacent to Air Canada Centre's west side, Maple Leaf Square is a premier pre-and-post game sports and entertainment destination. Opened last year, Maple Leaf Square is linked to Air Canada Centre's Atrium by an enclosed glass bridge, and includes two restaurants, a boutique hotel, the Toronto Raptors official team store - Real Sports Apparel, extensive retail shopping and two condominium towers. Maple Leaf Square's public square supports city building, creating a larger significant stage that will attract major sports and world events to Toronto.

COMMITMENT TO THE ENVIRONMENT

Reflecting a commitment to reduce its environmental footprint and sustainability, Air Canada Centre and Maple Leaf Sports & Entertainment have teamed up to Go Green through their long-term investment of more than \$5 million over a five-year period for greening initiatives and programs for Air Canada Centre. The venue's environmental initiatives include: reducing its energy consumption and its greenhouse gas emissions by 30 percent, re-engineering Air Canada Centre's mechanical and electrical operations and implementing a waste diversion program. To date, Air Canada Centre's greening efforts have resulted in a total waste diversion increase of 25 percent or nearly 237 tonnes of plastics, glass, paper and organics.



MLSE CORPORATE COMMUNICATIONS



RAJANI KAMATH
Director, Corporate
Communications



JAMIE DEANS
Manager, Corporate
Communications



LAURA LEITE
Executive Assistant,
Communications



AIR CANADA CENTRE

MAPLE LEAF SQUARE



MAPLE LEAF SQUARE

REAL SPORTS BAR & GRILL

Located at Maple Leaf Square and adjacent to Air Canada Centre, Real Sports Bar & Grill is the most authentic sports experience you can get outside the court, rink and playing field. It's a place where sports heroes gather and fans can live the dream.

Offering an extensive menu ranging from premium items to traditional sports bar fare and 112 taps featuring more than 29 brands of beer, the 25,000 square-foot sports bar is also home to 199 High Definition televisions and a two-story 32-foot HD screen.



MAPLE LEAF SQUARE

In April 2005, Maple Leaf Sports & Entertainment (MLSE) unveiled plans for Maple Leaf Square, a new sports and entertainment destination adjacent to Air Canada Centre's recently renovated west side. Last fall Maple Leaf Square officially opened for business.

Jointly owned by MLSE, Cadillac Fairview and Lanterra Developments, the \$500 million development is set to be the city's premier pre- and postgame sports and entertainment destination and will serve as an anchor in the waterfront and railroad lands development and revitalization. The connection to the downtown core is enhanced by Maple Leaf Square's direct underground link to public transit and the city's PATH system.

Linked to Air Canada Centre by an enclosed glass bridge, Maple Leaf Square is home to Real Sports Bar & Grill, the Raptors official team store - Real Sports Apparel, the Hotel Le Germain, a 48,000 square foot Longo's grocery store and Toronto's newest fine dining destination - e11even. Modern, sophisticated and elegant, e11even embraces Toronto's energy in the heart of the sports and entertainment district. It is also home to Canada's only female Master Sommelier.

The large public area between Maple Leaf Square and Air Canada Centre (the 'square') creates a larger significant stage for fans to enjoy and will help attract major sports and entertainment events to Toronto. Since opening last year, the Square has hosted season kick-off tailgate parties, a Sports Day and Movies in the Square.



REAL SPORTS APPAREL

Maple Leaf Square is home to Real Sports Apparel, the largest licensed apparel store in Toronto and the official, dedicated team shop of the Toronto Raptors, Toronto Maple Leafs and Toronto FC. The 9,000 square-foot store offers authentic and exclusive collections from all three teams, as well as a wide range of licensed merchandise from the NBA, NHL, MLS, MLB, NFL, UFC and more.

Real Sports Apparel also offers on-site jersey personalization with name and number application and a range of exclusive items from the Real Sports Collectibles line.

THE RAPTOR

At every Raptors home game, fans of all ages will be entertained by the unique basketball theatrics of The Raptor. Entering his 17th season, The Raptor is the most recognizable mascot in Canada with his high-flying style and child-like playfulness. He has made more than 5,000 appearances since his rebirth at the 1995 NBA Draft in Toronto, many for non-profit and charitable events, and has performed internationally in Belgium, China, England, Italy, the Netherlands and Spain. The Raptor, named Best Mascot in 2006 by Gameops.com, has been a key performer at the last seven All-Star Weekends. The Raptor is considered one of the best mascots in all of sports! On the court, in the stands, on stilts, in disguise or in the air, The Raptor continues to make everyone laugh and cheer.



RAPTORS DANCE PAK

The Raptors Dance Pak brings its own electrifying energy to all Raptors home games, under the direction of team coordinator/choreographer Amberly Waddell.

Rated as one of the most entertaining Dance teams in the NBA, the Raptors Dance Pak is a key element of the Raptors in-game entertainment. The Dance Pak is comprised of highly skilled and personable dancers adept in a variety of dance forms including jazz, tap, hip hop and ballet.

The Dance Pak also takes its show on the road performing at more than 175 events a year, including an extensive number of charity appearances. The Raptors Dance Pak is available to appear at your corporate or community event by contacting the Raptors Dance Pak Coordinator at (416) 815-5491.

HERBIE



Herbie Kuhn, the public address announcer of the Toronto Raptors, has become one of the most integral entertainment features of Raptors home games. His unique style and powerful voice keeps the crowd informed and entertained. Herbie rose to prominence as one of the public address announcers at the 1994 World Championship of Basketball held in Toronto and Hamilton.

RAPTORS GAME NIGHT OPERATIONS



ANTON WRIGHT
Manager,
Game Operations
& Special Events



Maple Leaf Sports & Entertainment strives to be a leader by bringing pride to our community, its people and making a better place for everyone to live, work and play.

COMMUNITY PROGRAMS

The Toronto Raptors are committed to making a difference in the community. Please visit the Community section at www.raptors.com for more program information.

MLSE SHAPE UP

Maple Leafs Sports & Entertainment (MLSE) has a focus on bringing educational programs into schools within the community, and this Fall marks the second year of Shape Up – a free program focused on using professional sports to create healthy, active living opportunities for participants in grades 1-8.

In partnership with OPHEA (Ontario Physical Health and Education Association), Shape Up provides teachers with access to online DPA (Daily Physical Activity) resources such as video demonstrations, activity cards, circuits and missions from the Raptors, Leafs, Marlies and Toronto FC. Participating classes are also eligible for school visits and clinics with players as well as an exclusive Shape Up event highlighting our four teams.

To learn more and register for Shape Up visit www.mlshapeup.com.

PLAYER APPEARANCES

Toronto Raptors players and personnel make more than 450 appearances in the community each year including visits to local hospitals, schools and community centres. To download the 2011-2012 appearance request form, please visit www.raptors.com.

TEAM TICKET PROGRAMS

Through the generous donations of tickets, Raptors players, coaches and management provide close to 2,000 children and youth the opportunity to attend a game each season. More than 50 organizations benefit from this program including Boys and Girls Clubs of Canada, The Angel Foundation for Learning, Villa Charities, Rise Above Violence, Girls Inc., Learning Disabilities Association of Ontario (LDAO) and many more.

DONATIONS

The Toronto Raptors are committed to bringing pride to the community through the support of Ontario's various children's charities, educational initiatives and programs related to sport development. During the 2010-2011 season the Raptors donated more than 500 items to these charities' fundraising initiatives. For more information regarding donation requests, please visit www.mlse donations.com.

GIVING BACK

During the 2010-2011 season MLSE employees volunteered nearly 3,000 hours toward community initiatives in the Greater Toronto Area.

Highlights from this past year include the Big Save on June 20, 2011 at Air Canada Centre. MLSE teamed up with Canadian Blood Services to set the record for the largest blood donor clinic in the history of CBS for a single day collection with an astounding 574 units, which translates to close to 1,700 lives saved.

Additional initiatives include the City of Toronto's 20 Minute Makeover, disaster relief gate collections, and various rink, court & pitch refurbishments across the GTA.

To find out more about the MLSE community initiatives, please visit www.mlse.com/making_a_difference/team_up_blog.aspx.

SPORTS PARTNERSHIPS



RAPTORS BASKETBALL ACADEMY

This exciting week long half-day program emphasizes on-court skill development such as shot mechanic training, passing and ball handling, along with an off-court education component that focuses on life-skills development.

As the only authentic NBA instructional camp in Canada, the Raptors Basketball Academy is a must for players who want to develop proper habits as well as those who want to build their confidence and take their game to the next level. For more information, please visit www.raptorsbasketballacademy.com.



RAPTORS CLINIC SERIES

The only one of its kind in Canada, the Raptors Clinic Series offers a unique opportunity for youth to participate in one-day position-specific sessions held at Air Canada Centre. These sessions incorporate fundamental skill development with behind the scenes action such as a Raptors practice, a locker room tour and nutrition seminar with team chefs. For more information, visit www.raptorsclinics.com.

LEARN TO DRIBBLE

New for the 2011-12 season, the Raptors Basketball Development team will be taking their show on the road as part of the Learn To Dribble program.

Learn To Dribble is a cost-free clinic program for children ages 7-12. The program will travel to various Toronto region schools and recreation centres demonstrating basic basketball fundamentals for entry level athletes in a fun, non-competitive environment.



NBA FIT

NBA FIT is the league's comprehensive health and wellness platform promoting healthy, active lifestyles for children and adults. The initiative encourages physical activity and healthy living through products, events and programs for children and families.

WHEELCHAIR BASKETBALL INITIATIVES

The Toronto Raptors value the partnerships that they have developed in the Toronto Community. Among these partnerships is Wheelchair Basketball Canada, the national sports governing body responsible for the organization of wheelchair basketball in Canada. Our Community & Sports Partnerships team will once again partner with Wheelchair Basketball Canada and members of the National Wheelchair Basketball Team to deliver initiatives that focus on strengthening the sport from the grassroots level and up.



MLSE TEAM UP FOUNDATION

The MLSE Team Up Foundation is committed to improving the lives of youth by building facilities, giving to sustainable programs and empowering youth through sports and recreation.

With a four team, three sport approach, the Team Up Foundation's efforts will provide children and youth, of all abilities, access to sport and recreational opportunities.

Through the legacy program, MLSE and the Team Up Foundation have refurbished more than 29 facilities. The results of our legacy program highlight the importance that recreational facilities play in shaping the lives of people in a community by promoting physical activity and by creating an inclusive environment.

To learn more about the Team Up Foundation and their community initiatives, please visit www.mlseteamupfoundation.org

FUND RAISING EVENTS

Players' Gala – Sunday, March 25, 2012

The Players' Gala presented by Rogers will be an opportunity for fans to get up close and personal with the Toronto Maple Leafs, Toronto Raptors, Toronto Marlies and Toronto FC at the hottest sports bar in North America, Real Sports Bar & Grill. It is the only event in North America that brings together NHL, NBA, MLS & AHL teams on one night, all in support of the Team Up Foundation.

AWARENESS NIGHTS

Friday, March 23, 2012 - MLSE Team Up Foundation Awareness Night



NBA CARES

NBA Cares is the league's global social responsibility program that builds on the NBA's long tradition of addressing important social issues. The NBA and its teams and players support a wide range of initiatives, partners and programs that strive to positively impact children and families around the world. As part of the league's mission to demonstrate leadership in social responsibility, NBA Cares reaches communities using philanthropy, hands-on service and creating legacy projects. Since the program's October 2005 launch, the league, its players and its teams have donated more than \$140 million to charity, provided more than 1.1 million hours of hands-on service and created more than 500 places where kids and families can live, learn or play. NBA Cares reaches millions of children and adults through specialized programs – including NBA FIT and Basketball without Borders – that support education, youth and family development, and health and wellness. The league and its teams and players also promote environmental awareness and sustainability through NBA Green. During annual high-profile league events, including NBA All-Star, The Finals and international preseason games, NBA Cares initiates community outreach efforts to tap into the power of sport for positive social change. Thanks to strong partnerships with internationally recognized community organizations – including KaBOOM!, Special Olympics, Boys & Girls Clubs of America, UNICEF, the Make-A-Wish Foundation, the Global Business Coalition on HIV/AIDS, Malaria and Tuberculosis and the UN Foundation – NBA Cares makes a positive and lasting impact in communities around the world. For more information about the NBA's latest community outreach efforts, please log on to: www.nba.com/cares.



Rebecca Davies
Coordinator,
Community Partnerships



Dave De Freitas
Director, Community &
Sports Partnerships



Kristina Flynn
Coordinator,
Community &
Player Programming



Melanie Gerin-Lajoie
Director, Community &
Sports Partnerships



Shannon Hosford
Senior Director,
Marketing



Greg Schell
Coordinator,
Youth Hockey
Development



Jason Schwabe
Coordinator, Community &
Player Programming

MLSE TEAM-UP FOUNDATION STAFF



Michael Bartlett
Executive Director



Alicia Erz
Coordinator,
Communications & Charitable
Partnerships



Bridgette Estrela
Coordinator,
Community Investment



Kayla Foster
Development
Assistant



James King
Manager, Fundraising



Jessica Lee
Coordinator, Fundraising



Eleanor McDonald
Coordinator, Fundraising



Tanya Mruck
Manager, Community Investment &
Communications



Jillian Svensson
Manager, Fundraising



MATT DEVLIN TELEVISION PLAY-BY-PLAY

Matt Devlin is entering his fourth season with the Raptors as the club's television play-by-play voice. He brings a wealth of experience to Raptors games having called NBA action for the Charlotte Bobcats, Memphis

Grizzlies, NBA TV and TNT.

Considered one of the top broadcasters in the industry, Devlin has also called National Football League and Major League Baseball, WNBA and college basketball, football and baseball games. He is also one of the few broadcasters selected to work the Olympic games covering track and field, diving and wrestling.

Devlin was the first television announcer in Bobcats history, handling the duties for the NBA's newest expansion franchise for three seasons (2004-07). His NBA team broadcasting career began in 2001 when he served three seasons as the television play-by-play voice of the Grizzlies. He called the team's record 50-win season and first playoff appearance in 2004.

Devlin has worked with the NBA and its national television partners since 2002, serving as a play-by-play announcer and sideline reporter for TNT's national coverage. He will continue to do so when his obligations with the Raptors allow. He has been a broadcaster for NBA TV since the league launched its network in October 1999, working as a studio host and play-by-play voice on game broadcasts of the regular season, playoffs, summer leagues and the WNBA. Devlin has covered many events for the NBA, including Saturday night of the 2009 All-Star weekend when he hosted the first ever 30 coverage of the event, which was broadcast in more than 85 theatres throughout North America.



LEO RAUTINS GAME ANALYST, SPORTSNET; STUDIO ANALYST, TSN AND NBA TV CANADA

Leo Rautins has been on the Canadian basketball scene for more than 30 years as a player, broadcaster and ambassador of the game. He is now in his 17th

season as television analyst for Raptors games. Rautins will handle the duties for games on Rogers Sportsnet and Sportsnet ONE, while working alongside Rod Black as studio analyst on TSN's NBA Studio shows. He will also continue to provide pre- and postgame analysis for NBA TV Canada.

A 27-year veteran of television, radio and newspaper journalism, Rautins has worked Syracuse University basketball games on both radio and TV and has also covered NCAA, NBA and NBDL basketball for ESPN, ESPN 2 and ESPN Regional. Rautins covered the 1994 World Championships for CTV.

Rautins' distinguished playing career began with the Canadian National Team from 1977-82, where he was the youngest player to make the national team at 16 years of age and was the first team-sport member to win the Canadian Junior Athlete of the Year Award. An outstanding college career at Syracuse resulted in Rautins becoming the 17th selection in the 1983 NBA Draft by Philadelphia, the highest Canadian ever selected at that time and first selected in the first round of the NBA

In 2008, he worked for NBC broadcasting wrestling from the Olympic Games in Beijing, China. It was his second Olympics for the National Broadcasting Corporation. He handled the play-by-play duties for track and field and diving for the network's high definition Olympic telecasts in 2004 from Athens, Greece.

Most recently, Devlin has broadcast National Football League and Major League Baseball action for Fox, as well as college football, basketball and baseball on the Big Ten Network.

Prior to joining the Grizzlies, Devlin called the play-by-play action for the New York Liberty of the WNBA for MSG Network, and also was a radio pregame and postgame host for select games on the network's broadcasts of the New York Knicks and New York Yankees. Devlin also hosted the WNBA Draft on three occasions for the event's live broadcast on ESPN2.

In addition to his NBA and WNBA experience, Devlin has called college basketball and football games on ESPN, the Atlantic 10 Basketball Network and MSG Network. Moreover, Devlin has announced games for the St. Louis Cardinals, the University of Connecticut Huskies, ESPN Regional, ESPN International and four minor league baseball teams. He started his broadcast career in Abilene, Texas at the NBC affiliate.

Devlin has made community involvement a priority at each of his NBA broadcasting positions. He currently serves on the Advisory Board of The Brighton School, a school in Toronto for children with learning differences. He has also created a ticket program at Raptors home games for children with learning disabilities and has been actively involved in the NBA's Read to Achieve literacy program, and is a frequent guest speaker at schools and businesses.

Devlin is a 1990 graduate of Boston College and attended high school in Nashville, Tennessee. He and his wife, Erin, have three sons, Jack (12), Ian (9) and Luke (7).

Draft. He played with the Sixers and Atlanta Hawks before moving on to the Italian, Spanish and French professional leagues from 1985-92. From 1989 thru 1992, he again represented his country as a member of the Canadian National Team.

Rautin's son, Andy, was drafted 38th overall by the New York Knicks in the 2010 NBA Draft. Andy played four successful seasons at Syracuse University and is also a member of the Senior Men's Canadian National Basketball Team.

Rautins graduated from the prestigious S.I. Newhouse School of Public Communications at Syracuse in 1983. His broadcasting career tipped off as radio analyst for Syracuse basketball and as a CBC radio broadcaster announcing games from the 1984 Olympics in Los Angeles.

Leo's passion for the game is evident throughout his work. He has also represented the team at numerous basketball camps and youth clinics throughout his tenure with the Raptors.



JACK ARMSTRONG
GAME ANALYST, TSN;
STUDIO ANALYST, TSN AND NBA TV CANADA

Jack Armstrong enters his 14th season with the Raptors organization, and will serve as the analyst on all TSN games. Armstrong will also provide pre- and postgame analysis for NBA TV Canada. He has worked in the past as a radio analyst for the Raptors following a successful 14-year coaching career at the collegiate level. In addition to his duties with the Raptors, Armstrong is a regular NBA commentator in Canada and a television analyst for NCAA basketball on CSTV, Comcast, Empire Sports Network, Fox Sports, MASN TV and New York/MSG while also working with ESPN's regional coverage and the Atlantic 10 Conference TV Network. His commentating also extended to the WNBA where he worked for MSG on New York Liberty telecasts for two seasons. Armstrong also served as the television analyst for the 2002 FIBA Men's World Basketball Championship.

In the college circuit, Armstrong spent four years as an assistant basketball coach at Fordham University. Armstrong moved to Niagara University and served as an assistant coach for one season before being named head basketball coach of the Purple Eagles while also serving as assistant athletic director. His nine years as head coach was the third longest in school history and his 100 career wins rank fourth on the school's all-time chart. Armstrong had his most successful season in 1992-93 when he led the Purple Eagles to a 23-7 record and a spot in the National Invitational Tournament. The accomplishments earned him Metro Atlantic Athletic Conference (MAAC) and New York State Division I Coach of the Year awards. Despite his success on the court, Armstrong is still most proud of his 100 per cent player graduation rate during his stint as head coach.

He earned both a master's degree in public communications and a bachelor's degree in history from Fordham University. Jack and his wife, Dena, have three children, Kevin (15), Brian (14), and Timothy (13). He is an avid runner and has completed the New York, Chicago and Boston marathons.



SHERMAN HAMILTON
GAME ANALYST, NBA TV CANADA

day program designed to keep Raptors fans up to date on breaking news and current events in Raptorland and around the NBA.

Sherman Hamilton is entering his ninth season as a NBA TV Canada analyst. He can be seen before and following each Raptors game on NBA TV Canada. Hamilton also appears on Raptors Today, a non-game

Prior to joining Raptors TV, the Virginia Commonwealth University graduate represented his country for more than 10 years as a player and coach. As a player, he participated in two World Championships and the 2000 Sydney Olympics. He also played professionally in Europe and South America.

Sherman and his wife, Charlene, have two daughters, Genesis and Nevaeh.



DAVID AMBER
HOST, NBA TV CANADA

While at ESPN, Amber anchored ESPNews, SportsCenter and Outside the Lines as well as hosting College Basketball halftime shows. In the field Amber contributed feature reports for Outside the Lines and reported for SportsCenter from the NBA Finals and MLB Playoffs as well as serving as a sideline reporter for NCAA football and the World Baseball Classic.

David Amber is entering his second season as pregame and postgame host of NBA TV Canada. Amber, a Toronto native, joined NBA TV Canada after an eight year stint at ESPN as an anchor and reporter.

Before joining ESPN Amber worked as an anchor and reporter at TSN from 1997-2002. While at TSN, Amber was a court-side reporter for TSN's broadcasts of Toronto Raptors games from 1999-2001.

Amber received a Bachelor of Arts degree from McGill University in Montreal and a Masters degree from Syracuse University.

David and his wife, Emma, have two children, Jacqueline (7) and Harrison (5).



PAUL JONES RADIO PLAY-BY-PLAY

Paul Jones, Toronto's radio play-by-play voice, has been associated with Toronto Raptors broadcasts since the team's inception during the 1995-96 season. He was part of the inaugural radio broadcast crew for the first two seasons as an analyst and then moved into the television realm working as a sideline reporter and analyst for both Raptors and Vancouver Grizzlies broadcasts on TSN and CTV. Jones has also worked as court-side reporter for Raptors broadcasts on Sportsnet, as well as studio shows for NBA TV Canada.

Jones currently co-hosts Hoops, the weekly basketball show on Sportsnet 590 The FAN and the postgame call-in show for home games with broadcast partner, Eric Smith. In addition, he writes regularly for www.sportsnet.ca.

Jones started broadcasting basketball on radio for the University of Toronto in 1989 and his experience includes coverage of basketball at the 1992 Olympics in Barcelona. He subsequently was part of the broadcast crew for the World Basketball Championship that was held in Toronto in 1994.

As a player, Jones was a two-time conference all-star at York University in Toronto and represented Canada in international tournaments on two occasions earning a Silver Medal from the Commonwealth Tournament in New Zealand. He has coached at the high school and provincial team levels where he helped lead Team Ontario to silver and gold medals in consecutive years. Jones spent three years as an assistant coach at the CIS level at the University of Western Ontario.

Paul possesses three degrees, an Honours Bachelor of Science from York University, a Bachelor of Education and a Master of Arts Degree in Sports Psychology from the University of Western Ontario. Paul's brother, Mark, is also in broadcasting currently working for ABC and ESPN in the United States.



ERIC SMITH ANALYST AND HOST, RAPTORS RADIO

Eric Smith is entering his seventh season as the radio analyst for the Toronto Raptors, and his 13th season as the host of the Raptors' pre, half and postgame radio broadcasts.

Smith also covers the Raptors on a regular basis as the beat reporter for Sportsnet 590 The FAN.

In addition to his reporting at Sportsnet Radio The FAN 590, Smith hosts a weekly NBA radio show "Hoops" as well as a number of talk shows on the station.

In 2003, he began working for Raptors NBA TV, appearing on past and present shows like "Double Dribble" and "Full Court Press".

Smith's diversity in the Canadian market also extends to a daily blog he writes for www.raptors.com and numerous appearances on both local and national TV. He has appeared on NBA TV's "Insiders" and regularly guests on radio shows throughout Canada and the U.S. Smith has also written columns for NBA.com, appeared weekly on Global TV as their NBA Analyst (2001-2006) and hosted an NBA-sponsored radio program, "The NBA this Week" (2002-03).

Smith resides in Toronto with his wife and son.

TRAVELING PRODUCTION CREW



Dan Gladman
Producer



Troy Clara
Director

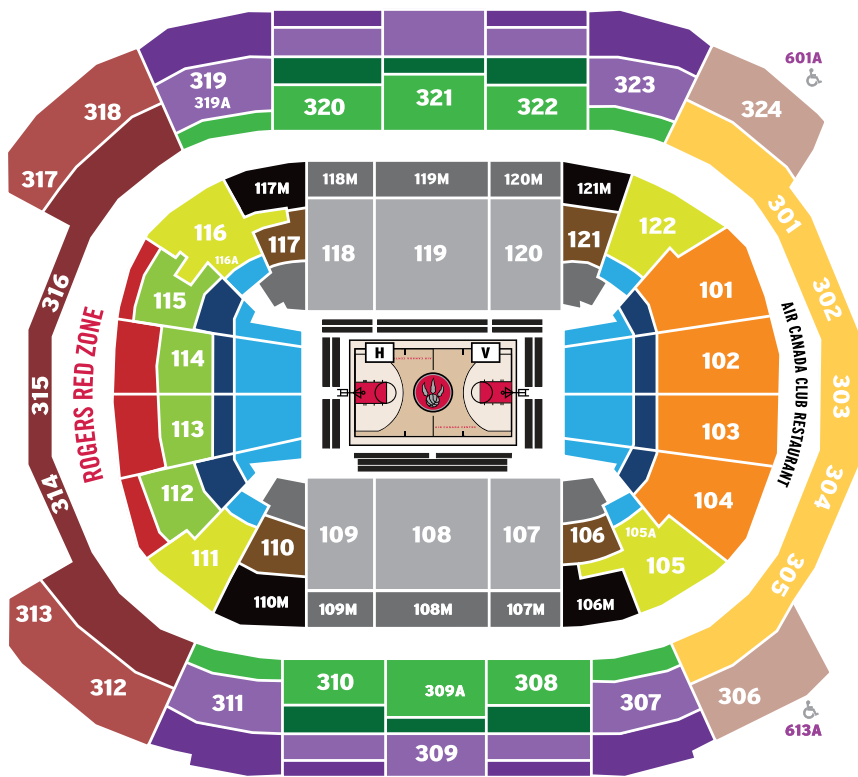


John Rusin
Graphics



Chris Phillips
Associate Producer





SEAT LOCATION

COURTSIDE TEAM

COURTSIDE VIP

COURTSIDE A

COURTSIDE B

COURTSIDE C

SIDE PRIME

SIDE 1

SIDE 2

SIDE 3

BASELINE PRIME

CORNER

SEAT LOCATION

BASELINE

ENDZONE EAST

ENDZONE WEST

BALCONY PRIME 1

BALCONY PRIME 2

BALCONY 1

BALCONY 2

BALCONY ENDZONE WEST

BALCONY ENDZONE EAST

FANZONE WEST

FANZONE EAST

INTRODUCING CANADA'S FASTEST AND LARGEST LTE NETWORK.*



LTE
beyond 4G

rogers.com/LTE

ANOTHER FIRST IN CANADA FROM  **ROGERS™**

Rogers LTE network is available in Montreal, Ottawa, Toronto and Vancouver areas. See Rogers.com/LTE for details.

TSN™

TSN2™

 **raptors.com**



Proud Partner of the
Toronto Raptors

*As compared to the Bell LTE network, based on tests comparing download speeds. "Toronto Raptors" and associated word marks and logos are trademarks, designs and other forms of intellectual property of NBA Properties, Inc. and the Toronto Raptors and are used under license © 2011 NBA Properties, Inc. All rights reserved ©2011 Rogers Communications.

GO FAR



2 seconds
on the clock.

Every game has its highlight.



AIR CANADA 

Proud to fly your Raptors.

"Toronto Raptors" and associated word marks and logos are trademarks, designs and other forms of intellectual property of NBA Properties, Inc. and the Toronto Raptors and are used under licence. ©2011 NBA Properties, Inc. All rights reserved.